




RTO TECHNICAL REPORT TR-081

SAS-026

NATO Code of Best Practice for Command and Control Assessment

(Code OTAN des meilleures pratiques pour
l'évaluation du commandement et du contrôle)

Sponsored by the RTO Studies, Analysis and Simulation Panel (SAS).



Published January 2004

This page has been deliberately left blank

Page intentionnellement blanche

NORTH ATLANTIC TREATY
ORGANISATION



AC/323(SAS-026)TP/40

RESEARCH AND TECHNOLOGY
ORGANISATION



www.rta.nato.int

RTO TECHNICAL REPORT TR-081

SAS-026

NATO Code of Best Practice for Command and Control Assessment

(Code OTAN des meilleures pratiques pour
l'évaluation du commandement et du contrôle)

Sponsored by the RTO Studies, Analysis and Simulation Panel (SAS).

The Research and Technology Organisation (RTO) of NATO

RTO is the single focus in NATO for Defence Research and Technology activities. Its mission is to conduct and promote co-operative research and information exchange. The objective is to support the development and effective use of national defence research and technology and to meet the military needs of the Alliance, to maintain a technological lead, and to provide advice to NATO and national decision makers. The RTO performs its mission with the support of an extensive network of national experts. It also ensures effective co-ordination with other NATO bodies involved in R&T activities.

RTO reports both to the Military Committee of NATO and to the Conference of National Armament Directors. It comprises a Research and Technology Board (RTB) as the highest level of national representation and the Research and Technology Agency (RTA), a dedicated staff with its headquarters in Neuilly, near Paris, France. In order to facilitate contacts with the military users and other NATO activities, a small part of the RTA staff is located in NATO Headquarters in Brussels. The Brussels staff also co-ordinates RTO's co-operation with nations in Middle and Eastern Europe, to which RTO attaches particular importance especially as working together in the field of research is one of the more promising areas of co-operation.

The total spectrum of R&T activities is covered by the following 7 bodies:

- AVT Applied Vehicle Technology Panel
- HFM Human Factors and Medicine Panel
- IST Information Systems Technology Panel
- NMSG NATO Modelling and Simulation Group
- SAS Studies, Analysis and Simulation Panel
- SCI Systems Concepts and Integration Panel
- SET Sensors and Electronics Technology Panel

These bodies are made up of national representatives as well as generally recognised 'world class' scientists. They also provide a communication link to military users and other NATO bodies. RTO's scientific and technological work is carried out by Technical Teams, created for specific activities and with a specific duration. Such Technical Teams can organise workshops, symposia, field trials, lecture series and training courses. An important function of these Technical Teams is to ensure the continuity of the expert networks.

RTO builds upon earlier co-operation in defence research and technology as set-up under the Advisory Group for Aerospace Research and Development (AGARD) and the Defence Research Group (DRG). AGARD and the DRG share common roots in that they were both established at the initiative of Dr Theodore von Kármán, a leading aerospace scientist, who early on recognised the importance of scientific support for the Allied Armed Forces. RTO is capitalising on these common roots in order to provide the Alliance and the NATO nations with a strong scientific and technological basis that will guarantee a solid base for the future.

The content of this publication has been reproduced directly from material supplied by RTO or the authors.

Published January 2004

Copyright © RTO/NATO 2004
All Rights Reserved

ISBN 92-837-1116-5

Single copies of this publication or of a part of it may be made for individual use only. The approval of the RTA Information Management Systems Branch is required for more than one copy to be made or an extract included in another publication. Requests to do so should be sent to the address on the back cover.

NATO Code of Best Practice for Command and Control Assessment

(RTO TR-081 / SAS-026)

Executive Summary

Command and Control is recognized as a critical element of successful military operations and a key aspect of Information Age transformation. Until recently, however, physics-dominated issues of military operations, rather than C2 ones, have been the primary, almost exclusive focus of military analysis and assessments. This, coupled with the inherent complexity of C2 (which involves both the information and cognitive domains), has presented the assessment community with challenges that are less well researched and understood and with a tool kit that is clearly lacking. The NATO Code of Best Practice for C2 Assessment (COBP), therefore, has been developed to help C2 analysts and decision makers deal with these new Information Age assessment challenges so that they can improve their ability to take on analyses of requirements, analyses of alternatives, research into new C2 concepts and capabilities, and support real world operations.

The COBP is the product of international collaboration drawing together the operational and analytical experience of leading military and civilian defence experts from across the NATO nations. The COBP enhances the understanding of best practice and outlines a structured process for the conduct of operational assessment for C2, which is the core capability of Information Age defence and security. Use of the COBP will:

- Increase the likelihood of quality products being :
- Complete;
- Relevant;
- Transparent;
- Credible;
- Authoritative;
- And reduce the risk/cost associated with producing the products.

This COBP has been extended from the initial version to cover issues unique to challenges related to operations other than war (OOTW). The Code is designed to guide both decision makers and analysts by means of an assessment framework, from concept development, through to assessment products and the dissemination of findings and conclusions. To do this, the COBP discusses assessment preparation in the form of: study dynamics, problem formulation and possible solution strategies; assessment: measures of merit, scenarios, human and organisational issues, data and tools; risk and uncertainty; and the full range of assessment products.

Code OTAN des meilleures pratiques pour l'évaluation du commandement et du contrôle

(RTO TR-081 / SAS-026)

Synthèse

Le commandement et contrôle (C2) est considéré comme l'un des éléments déterminants de la réussite des opérations militaires, ainsi qu'un aspect clé des transformations engendrées par l'ère de l'information. Toutefois, il y a peu de temps encore, les analyses et évaluations militaires portaient en premier lieu, et dans leur quasi-totalité, sur les aspects principalement physiques des opérations militaires plutôt que sur le C2. Cette situation, conjuguée à la complexité propre au C2 (qui implique tant le domaine de l'information que le domaine cognitif), a mis les évaluateurs devant des défis qui, faute de recherches, sont moins bien compris, sans compter qu'ils manquent à l'évidence, les outils nécessaires. Un Code OTAN des meilleures pratiques pour l'évaluation du C2 (COBP) a donc été établi afin d'aider les analystes et décideurs dans ce domaine à faire face à ces nouvelles difficultés d'évaluation liées à l'ère de l'information de façon à ce qu'ils puissent améliorer leur aptitude à effectuer des analyses de besoins, des analyses des diverses solutions possibles et des recherches sur de nouveaux concepts et capacités C2, ainsi qu'à soutenir les opérations réelles.

Le COBP est le résultat d'une collaboration internationale mettant en commun l'expérience opérationnelle et analytique d'éminents experts militaires et civils du secteur de la défense appartenant à tous les pays de l'OTAN. Ce code facilite la compréhension des meilleures pratiques et donne les grandes lignes d'un processus structuré pour l'évaluation opérationnelle du C2, capacité centrale pour la défense et la sécurité à l'ère de l'information. Les aspects C2 d'une capacité militaire sont difficiles à évaluer. L'utilisation du COBP permettra :

- d'accroître la probabilité d'obtenir des produits de qualité ayant l'avantage d'être ;
- complets ;
- pertinents ;
- transparents ;
- crédibles ;
- faisant autorité ;
- et de réduire les risques/coûts liés à leur élaboration.

La version initiale du COBP a été développée de manière à couvrir des questions spécifiques aux difficultés liées aux opérations autres que celles de guerre (OAQG). Ce code est destiné à guider tant les décideurs que les analystes, par le biais d'une évaluation, dès l'étape de l'établissement du concept, jusqu'à celle de la réalisation de produits d'évaluation et de la diffusion des conclusions. A cet effet, le COBP porte sur la préparation des évaluations en termes de dynamique d'étude, de formulation de problèmes et de stratégies susceptibles de les résoudre, sur l'évaluation du degré d'intérêt, de scénarios, de problèmes humains et organisationnels, de données et d'outils, sur les risques et les incertitudes, ainsi que sur tout l'éventail des produits d'évaluation.

Table of Contents

	Page
Executive Summary	iii
Synthèse	iv
Studies, Analysis and Simulation Panel	xiii
Chapter 1 – Introduction	1-1
1.1 Command and Control Assessment Challenges	1-1
1.2 Definition of Command and Control	1-1
1.3 Uniqueness of C2 Analyses and Issues	1-2
1.4 Differences Across the Mission Spectrum	1-3
1.4.1 Principles	1-4
1.4.2 Information	1-4
1.4.3 Analysis	1-4
1.5 Types of C2 Assessments	1-4
1.6 Purpose and Scope of the COBP	1-5
1.7 Overview of COBP Assessment Philosophy	1-6
1.8 Current State of Practice in C2 Analysis	1-7
1.9 Organisation of the COBP	1-7
1.10 Brief History of SAS-026	1-7
1.11 Chapter 1 Acronyms	1-8
1.12 Chapter 1 References	1-9
Chapter 2 – Preparing for Success: Assessment Participants, Relationships, and Dynamics	2-1
2.1 Overview	2-1
2.2 Assessment Participants	2-1
2.2.1 Assessment Team	2-1
2.2.2 Decisionmakers or Problem Owners	2-1
2.2.3 Stakeholders	2-2
2.2.4 Bill Payer	2-2
2.2.5 Existing Study Teams	2-2
2.2.6 Future Study Teams	2-2
2.2.7 Peer Reviewers	2-2
2.2.8 Data Providers	2-2
2.2.9 Assumption Providers	2-2
2.2.10 Data Collectors	2-2
2.3 Relationships Among Participants and the Conduct of the Assessment	2-3
2.3.1 Relationships	2-3
2.3.2 Understanding the Context of the Assessment	2-3

2.3.3	A Continuing Dialogue	2-4
2.3.4	Terms of Reference	2-4
2.3.5	Understanding How the Output of the Study Will be Used	2-4
2.3.6	Budget	2-5
2.3.7	Relationships	2-5
2.4	Building an Assessment Team	2-5
2.4.1	Skills Available to the Assessment Team	2-5
2.4.2	Background of the Assessment Team	2-7
2.4.3	Forming the Assessment Team	2-7
2.5	Interdisciplinary Assessment Team and Outside Relations	2-7
2.6	Assessment Phases, Process, and Dynamics	2-8
2.6.1	Problem Formulation	2-8
2.6.2	Solution Strategy	2-9
2.6.3	Review	2-9
2.6.4	Measures of Merit, Scenarios, and Human/Organisational Factors	2-9
2.6.5	Models, Tools, and Data Requirements	2-10
2.6.6	Assess Study Risk	2-10
2.6.7	Peer Review	2-10
2.6.8	Conduct of the Study	2-11
2.6.9	Study Products	2-11
2.7	Ethics	2-11
2.8	Chapter 2 Acronyms	2-11
2.9	Chapter 2 References	2-12
Appendix 1 to Chapter 2 – Participant Mapping of the Evaluation of the Immediate Reaction Task Force (Land) C2 Concept – An Explanation of Figure 2.1		2-13
2A.1	Background	2-13
2A.2	Assessment Team	2-13
2A.3	Decisionmakers or Problem Owners	2-13
2A.4	Stakeholders	2-13
2A.5	Bill Payer	2-14
2A.6	Existing Study Teams	2-14
2A.7	Future Study Teams	2-14
2A.8	Peer Reviewers	2-14
2A.9	Data Providers	2-14
2A.10	Assumption Providers	2-15
2A.11	Data Collectors	2-15
Chapter 3 – Problem Formulation		3-1
3.1	Definition of Problem Formulation	3-1
3.2	Principles of Problem Formulation	3-2
3.2.1	Principles Appropriate for C2 Assessments	3-3
3.2.2	Principles Appropriate for OOTW C2 Assessments	3-3
3.3	Problem Formulation Process	3-4
3.3.1	Bounding the Problem/Issues and Assumptions	3-5

3.3.2	High-Level MoM	3-5
3.3.3	Problem Formulation Tools	3-5
3.4	Constraints on the Variables	3-5
3.4.1	The Next Step	3-6
3.5	Products of Problem Formulation	3-6
3.5.1	Diagrams	3-7
3.5.2	Data Glossary	3-7
3.6	Chapter 3 Acronyms	3-7
3.7	Chapter 3 References	3-7

Chapter 4 – Solution Strategies **4-1**

4.1	The Study Plan	4-1
4.2	Key Definitions	4-2
4.2.1	Solution Strategy	4-2
4.2.2	Measures of Merit (MoM)	4-3
4.2.3	Human Factors	4-3
4.2.4	Organisational Factors	4-3
4.2.5	Scenarios	4-3
4.2.6	Model	4-4
4.2.7	Tool	4-4
4.2.8	Data	4-4
4.3	Developing a Solution Strategy	4-4
4.3.1	Prerequisites	4-4
4.3.2	Steps in Developing a Solution Strategy	4-5
4.4	Interating the Study Plan	4-5
4.5	Study Management Plan	4-6
4.5.1	Study Glossary	4-7
4.5.2	Analysis Plan	4-7
4.5.3	Tool Deployment and Modelling and Simulation Plan	4-7
4.5.4	Data Collection/Engineering Plan	4-7
4.5.5	Configuration Management Plan	4-8
4.5.6	Study Risk Register	4-8
4.5.7	Quality Assurance Plan	4-8
4.5.8	The Security Plan	4-8
4.5.9	Review Plan	4-8
4.5.10	Plan of Deliverables	4-8
4.6	Chapter 4 Acronyms	4-9
4.7	Chapter 4 References	4-9

Chapter 5 – Measures of Merit **5-1**

5.1	Measurement Objectives	5-3
5.2	Relationships Among MoM	5-4
5.3	Measuring MoM	5-5
5.3.1	Validity	5-5
5.3.2	Reliability	5-6

5.4	Practical MoM Issues	5-7
5.4.1	Categories of Measures	5-7
5.4.2	Example Headquarters C2 MoM	5-10
5.4.3	OOTW MoM	5-10
5.4.4	OOTW MoPE	5-10
5.4.5	MoM Hierarchies: Some Examples	5-12
5.5	Other Considerations in the Selection and Interpretation of MoM	5-14
5.5.1	Effects of Uncertainty	5-14
5.5.2	Impact of Technological Changes	5-15
5.6	Conclusions	5-15
5.6.1	Recommendations for Generation and Selection of MoM	5-16
5.6.2	Summary of the Challenges and Issues in the Evaluation of C2	5-16
5.6.3	Summary of the Challenges and Issues for OOTW MoM	5-17
5.7	Chapter 5 Acronyms	5-17
5.8	Chapter 5 References	5-18

Chapter 6 – Human Organisational Factors **6-1**

6.1	Importance of Human and Organisational Factors	6-1
6.2	Human Factors	6-2
6.2.1	Human Performance and Behaviour	6-2
6.2.2	Human Decisionmaking	6-4
6.3	Types of Decisions	6-4
6.3.1	Automatable Decisions	6-5
6.3.2	Contingent Decisions	6-5
6.3.3	Complex Decisions	6-6
6.4	Organisational Factors	6-7
6.4.1	Organisational Differences	6-8
6.4.2	Treatment of Organisational Factors	6-9
6.5	Human and Organisational Issues and Technology	6-10
6.6	Integrated Analyses	6-11
6.7	Conclusions	6-12
6.8	Recommendations	6-13
6.9	Chapter 6 Acronyms	6-13
6.10	Chapter 6 References	6-14

Chapter 7 – Scenarios **7-1**

7.1	Purpose of Scenarios	7-1
7.2	Definitions	7-2
7.2.1	Scenario	7-2
7.2.2	Approved Scenario	7-2
7.2.3	Planning Scenario	7-2
7.2.4	Operational Scenario	7-3
7.2.5	Vignette	7-3
7.3	Role of Scenarios in C2 Analysis	7-3

7.4	Understanding and Interpreting the Results of Operational Analysis	7-4
7.5	Developing and Specifying Scenarios	7-4
7.5.1	Prerequisites in Scenario Definition	7-4
7.5.2	Approach to Scenario Development	7-6
7.6	Using Scenarios in C2 Assessment	7-8
7.6.1	Mission Scope versus Levels of Hierarchy	7-8
7.6.2	Additional Aspects	7-9
7.7	Conclusions	7-10
7.8	Recommendations	7-11
7.9	Chapter 7 Acronyms	7-11
7.10	Chapter 7 References	7-11

Chapter 8 – Methods and Tools **8-1**

8.1	Types of Methods and Tools	8-2
8.2	Issues	8-3
8.2.1	Representation of Human Behaviour: Rule-Based, Algorithmic, or “Human-in-the-Loop”	8-4
8.2.2	Homogeneous Model-Tools versus Hierarchies/Federations	8-4
8.2.3	Stochastic versus Deterministic Models	8-5
8.2.4	Representing Adversary Forces	8-6
8.2.5	Verification, Validation, and Accreditation (VV&A)	8-6
8.2.6	Selecting an Orchestrated Set of Tools	8-6
8.2.7	Scoping the Analysis Considering Tool Availability	8-7
8.2.8	Consideration of the Human Dimension	8-7
8.2.9	Ensuring Trust and Confidence in the Tools	8-7
8.3	New Methods and Emerging Practices	8-7
8.3.1	Selection of Methods and Tools	8-7
8.3.2	Using Models	8-8
8.4	C2 Modelling Guidelines	8-10
8.5	Conclusions	8-12
8.5.1	Strengths in Current C2 Tools/Modelling	8-12
8.5.2	Weaknesses in Current C2 Tools/Modelling	8-13
8.6	Recommendations	8-13
8.6.1	Challenges: OOTW	8-13
8.6.2	Challenges: Modelling C2	8-14
8.7	Chapter 8 Acronyms	8-16
8.8	Chapter 8 References	8-16

Chapter 9 – Data **9-1**

9.1	Definitions	9-1
9.2	Role of Data	9-2
9.3	Reuse of Data	9-2
9.4	Definition of Data Domains	9-3
9.5	Data Sources	9-3

9.6	Data Classes	9-4
9.7	Use of Metadata	9-4
9.8	Data and Problem Formulation	9-5
9.8.1	Obtaining Data	9-5
9.8.2	The Use of Data within the Study	9-6
9.9	Conclusions and Recommendations	9-6
9.10	Chapter 9 Acronyms	9-7
9.11	Chapter 9 References	9-7
Chapter 10 – Risk and Uncertainty		10-1
10.1	Risk	10-2
10.2	Uncertainty	10-2
10.3	Dealing with Risk	10-2
10.4	Reducing Uncertainties	10-2
10.4.1	Sensitivity Analysis	10-3
10.5	Uncertainty and Risk in C2 Assessments	10-3
10.5.1	Dealing with Uncertainty	10-3
10.5.2	Risk-Based Analysis	10-6
10.5.3	Managing Study Risk	10-7
10.5.4	The Generic Risk Register	10-7
10.6	Communication of Risk and Uncertainty	10-8
10.7	Conclusions	10-8
10.8	Chapter 10 Acronyms	10-9
10.9	Chapter 10 References	10-9
Chapter 11 – Products		11-1
11.1	Study Plan	11-2
11.2	Periodic Status/Progress Reports	11-2
11.3	Final Report	11-2
11.4	Other Delivered Products	11-3
11.5	Other Products	11-4
11.6	Conclusion	11-4
Annex A – References		A-1
Annex B – Acronyms		B-1
Annex C – The MORS Code of Ethics		C-1
Annex D – Human and Organisational Issues Checklist		D-1
Annex E – Alternate Definitions of Risk and Uncertainty		E-1
Annex F – SAS-026 History		F-1

NATO Code of Best Practice for C2 Assessment – Decisionmaker’s Guide

Chapter 1 – Introduction	DMG-1
1.1 Purpose	DMG-1
1.2 Background	DMG-1
1.3 Command and Control Assessment	DMG-2
1.4 Role of the Decisionmaker	DMG-2
1.5 Organisation of the Guide	DMG-2
Chapter 2 – Preparing for Success	DMG-4
Chapter 3 – Overview of the Assessment Process	DMG-5
Chapter 4 – Monitoring the Assessment	DMG-7
4.1 Participating in Problem Formulation	DMG-7
4.2 Monitoring Solution Strategy	DMG-7
4.3 Approving the Study Plan	DMG-8
4.4 Conducting In-Process Reviews	DMG-8
4.5 Accepting Measures of Merit (MoMs)	DMG-9
4.6 Considering Human and Organisational Factors	DMG-9
4.7 Approving Scenarios	DMG-10
4.8 Understanding the Methods and Tools	DMG-11
4.9 Comprehending the Data	DMG-11
4.10 Understanding Risks and Uncertainties	DMG-12
Chapter 5 – Reviewing the Products	DMG-13
Annex A – Decisionmaker’s Temporal Question List	DMG-14

NATO Code of Best Practice for C2 Assessment – Analyst’s Summary Guide

Chapter 1 – Introduction	ASG-1
1.1 Background and Aims	ASG-1
1.2 Definition of C2	ASG-1
1.3 Why is C2 Special?	ASG-2
1.4 Structure of the Guide	ASG-2
Chapter 2 – Preparing for Success: Assessment Participants, Relationships, and Dynamics	ASG-3
2.1 Assessment Participants	ASG-3
2.2 Relationships Among Participants and the Conduct of the Assessment	ASG-3
2.3 Assessment Team	ASG-3
2.4 Assessment Process	ASG-4
Chapter 3 – Problem Formulation	ASG-5
3.1 Definition of Problem Formulation	ASG-5
3.2 Principles of Problem Formulation	ASG-5

3.3	Principles Particularly Appropriate for OOTW C2 Assessments	ASG-6
3.4	Problem Formulation Process	ASG-6
3.5	Problem Formulation Products	ASG-6
Chapter 4 – Solution Strategies		ASG-7
4.1	Definitions and Principles	ASG-7
4.2	Developing a Solution Strategy	ASG-7
4.3	Planning Documents	ASG-7
Chapter 5 – Measures of Merit		ASG-9
5.1	Definitions	ASG-9
5.2	Principles	ASG-9
Chapter 6 – Human and Organisational Factors		ASG-11
6.1	Human Factors	ASG-11
6.2	Organisational Factors	ASG-12
Chapter 7 – Scenarios		ASG-13
7.1	Attributes	ASG-13
7.2	Principles	ASG-13
Chapter 8 – Methods and Tools		ASG-15
8.1	Method and Tool Selection	ASG-15
8.2	Utility of Different Types of Methods and Tools	ASG-16
8.3	Directions for Future Development	ASG-16
Chapter 9 – Data, Metadata, and the Common Data Infrastructure		ASG-18
Chapter 10 – Risk and Uncertainty		ASG-19
10.1	Definition	ASG-19
10.2	Scope of Risk and Uncertainty	ASG-19
10.3	Treatment of Risk and Uncertainty	ASG-19
10.4	Communication of Risk and Uncertainty	ASG-20
Chapter 11 – Products		ASG-21
Annex A – Decisionmaker’s Temporal Question List		ASG-22

Studies, Analysis and Simulation Panel

CHAIRMAN

Mr. V. Lemche
DDRE
Ryvangs Alle 1
Post Box 2715
DK-2100 Copenhagen
DENMARK

VICE CHAIRMAN

Dr. R.A. Forder
Defence Science and Technology Laboratory
Lanchester Building
DSTL Farnborough
Hampshire GU14 0LX
UNITED KINGDOM

Composition of SAS-026 Panel

Chairman

Dr. D.S. Alberts
Pentagon 3E172
Washington DC
David.alberts@osd.mil

UNITED STATES

Study Director

Dr. U. Dompke
NATO C3A
PO Box 174
2501 CD The Hague
uwe.dompke@nc3a.nato.int

THE NETHERLANDS

Members

Dr. P. Chouinard
NATO C3A
PO Box 174
2501 CD The Hague
chouinard@nc3a.nato.int

THE NETHERLANDS

Drs. C.W. D'Huy
TNO Defense Research Division
Oude Waaldorperweg 63
PO Box 96864
2509 JG The Hage
dhuy@fel.tno.nl

THE NETHERLANDS

Dr. D. Hartley
Hartley Consulting
106 Windson Ln
Oak Ridge, TN 37830
Dshartley3@comcast.net

UNITED STATES

Dr. R. Hayes
1595 Spring Hill Road Suite 250
Vienna VA 22182-2216
Rehayes@ebrinc.com

UNITED STATES

Mr. D. Kroening
TRAC-VLVN
255 Sedgwick Ave
Fort Leavenworth
Kansas 66027-2345
Kroenind@trac.army.mil

UNITED STATES

Drs. S.T.G.L. Kurstjens
TNO-FEL
PO Box 96864
2509 JG The Hague
kurstjens@fel.tno.nl

THE NETHERLANDS

Mr. N.J. Lambert
NATO C3 Agency
AC31A Branch ORFSD
PO Box 174
2500 CD The Hague
nicholas.lambert@nc3a.nato.int

THE NETHERLANDS

Dr. G. Lascar
DGA/DSP/CAD
16 bis avenue Prieur de la Côte d'Or
94114 Arceuil Cedex
georges.lascar@cad.etca.fr

FRANCE

Mr. C. Manac'h
DGA/CAD
16 bis avenue Prieur de la Côte d'Or
94114 Arceuil Cedex
Christian.manach@cad.etca.fr

FRANCE

Mr. G.L. Mathieson
DSTL – Defence Science and Technology Lab.
C134, East Court, DSTL
Fareham, Hampshire
PO17 6AD
Gmathieson@dstl.gov.uk

UNITED KINGDOM

Dr. J. Moffat
DSTL – Defence Science and Technology Lab.
DSTL, A3 Building
Farnborough, Hampshire GU14OLX
Jmoffat@dstl.gov.uk

UNITED KINGDOM

Lt. O. Moyler
Turkish General Staff Headquarters
Defence Research Department
Gnkur.Gn.p.p.bsk.ligi
06100 Bakanliklar
Ankara
Omoler@tsk.mil.tr

TURKEY

Mr. V. Pille
DRE/DND Valcartier
2459 Pie WI Blvd North
Val Belair, Quebec, G3J 1X5
Valdur.pille@drev.dnd.ca

CANADA

Mr. M. Sinclair
Joint C4ISR Battle Center
116 Lakeview Parkway, Suite 150
Suffolk, Va 23435-2697
Sinclair@jbc.js.mil

UNITED STATES

Ir. M. Spaans
TNO-FEL
PO Box 96864
2509 JG The Hague
spaans@fel.tno.nl

THE NETHERLANDS

Dr. S. Starr
Mitre Corporation
7515 Colshire Drive, MS
N650
McLean VA 22102-7508
Starr@mitre.org

UNITED STATES

Mr. S. Stoop
University of Twente
PO Box 217
7500 AC Enschede
s.g.c.stoop@wmw.utwente.nl

THE NETHERLANDS

Mr. H. Sundfor
Norwegian Defence Research Establishment (FFI)
PO Box 25
NO-2007 Kjeller
hans-olav.sundfor@ffi.no

NORWAY

Ltc K. Titze
Astudubllw/Ber OR
Werner-Heisenberg-Weg 39
85577 Neubiberg
klaustitze@bwb.org

GERMANY

Dr. A. Tolk
IABG MbH
Einsteinstr. 20
85521 Ottobrunn
tolk@iabg.de

GERMANY

Ms. C. Wallshein
AFSAS/SAP
1570 Air Force Pentagon
Washington, DC
20230-1570
corinne.wallshein@pentagon.af.mil

UNITED STATES

Radm G. Wheatley
Evidence Based Research Inc.
1595 Spring Hill Road, Suite 250
Vienna, VA 22182-2216
Wheatleyg@je.jfcom.mil

UNITED STATES

Mr. J. Wilder
US. Army Training and Doctrine Command Analysis
Centre – WSMR
ATRC-WBC
White Sands Missile Range
New Mexico 88002-5502
Wilderj@trac.wsmr.army.mil

UNITED STATES

Chapter 1 – INTRODUCTION

“So the principles which are set forth in this treatise will, when taken up by thoughtful minds, lead to many another more remarkable result; and it is to be believed that it will be so on account of the nobility of the subject, which is superior to any other in nature.” –Galileo Galilei (1638)

1.1 COMMAND AND CONTROL ASSESSMENT CHALLENGES

NATO and its member nations are in the midst of a revolution in military affairs. There are three major dimensions to this revolution – a geopolitical dimension, a technological dimension, and a closely coupled conceptual dimension. This multidimensional revolution poses significant new challenges for analysis in general and for command and control assessment in particular.

The changed *geopolitical* context is characterised by a shift from a preoccupation with a war involving NATO and the Warsaw Pact to a concern for a broad range of smaller military conflicts and Operations Other Than War (OOTW). Analysts will increasingly be called upon to provide insights into these non-traditional operations.

Advances in *technology*, particularly information-related technologies, offer military organisations unprecedented opportunities to significantly reduce the fog and friction traditionally associated with conflict. At the same time, they may prove to be challenges in themselves across a wide variety of realms – technical, organisational, and cultural.

To the extent that they can be achieved, significantly reduced levels of fog and friction offer an opportunity for the military to develop new concepts of operations, new organisational forms, and new approaches to Command and Control (C2), as well as to the processes that support it. Analysts will be increasingly called upon to work in this new *conceptual* dimension in order to examine the impact of new information-related capabilities coupled with new ways of organising and operating.

1.2 DEFINITION OF COMMAND AND CONTROL

C2 has been defined by NATO as Military Function 01: “The Organisation, Process, Procedures and Systems necessary to allow timely political and military decision making and to enable military commanders to direct and control military forces” (NATO 1996). C2 systems are further defined in NATO documents to include: headquarters facilities, communications, information systems, and sensors & warning installations (NATO 1998).

Other terms are used in NATO member nations that are synonymous with, or closely related to, C2. These include Command, Control, and Communications or Consultation (C3), and Computers (C4), and Intelligence ([C3I] or [C4I]), and Surveillance and Reconnaissance (C4ISR). The term CIS is sometimes used to refer to command information systems. More recently the term “C2” has referred to the collaborative and consultative processes that are an inherent part of coalition operations.

For the purposes of this Code of Best Practice (COBP), the term C2 is intended to be an umbrella term that encompasses the concepts, issues, organisations, activities, processes, and systems associated with the NATO definition of C2 as well as the other terms enumerated above.

1.3 UNIQUENESS OF C2 ANALYSES AND ISSUES

The focus of military research and analysis has predominantly been on the physical domain. C2 issues differ in fundamental ways from physics dominated problems. C2 deals with distributed teams of humans operating under stress and in a variety of other operating conditions. C2 problems are thus dominated by their information, behavioural, and cognitive aspects that have been less well researched and understood. This focus creates a multidimensional, complex analytic space.

Military operations involve multi-sided dynamics encompassing friendly, adversary, and other actors including:

- Action-reaction dynamics;
- Tightly connected interaction among subjective elements such as cultures, morale, doctrine, training, and experience and between those subjective elements and the combat arena;
- Non-Governmental Organisations (NGO);
- Private Volunteer Organisations (PVO);
- International organisations;
- International corporations; and
- Trans-national, sub-national, criminal, and terrorist organisations.

C2 issues are difficult to decompose and recompose without committing errors of logic. Moreover, the composition rules, by which the various factors that impact C2 interact, are poorly understood except in arenas that have been previously studied in detail. Finally, the C2 arena is weakly bounded by issues that on initial examination appear quite finite, but prove to be linked to very high-level factors. For example, tactical performance may be tied to national culture.

Analyses of C2 are also often constrained by factors that are beyond the boundaries of the research. For example, security policies may restrict data availability and otherwise constrain the analysis. The availability of data often limits the scope of an analysis. Moreover, the time and resources available to conduct an analysis are often severely constrained because the decision processes being supported are being driven by outside planning, operational, or budget and decision processes. This should be seen as a challenge rather than a problem. Uncertainty and risk associated with a lack of appropriate data need to be embraced as part of the analytical approach. It is unreasonable to expect that data would be available for the performance of future systems and processes that do not yet exist. An experimental component and a modelling and simulation component need to be integrated into modern C2 analyses in order to close the gap in knowledge and data.

Finally, because of the complexity of C2 processes and systems, analysis in this area requires the ability to understand how Dimensional Parameters (DP), Measures of Performance (MoP), Measures of C2 Effectiveness (MoCE), Measures of Force Effectiveness (MoFE), and Measures of Policy Effectiveness (MoPE) are linked and impact on one another. The cumulative set of these measures is denoted as Measures of Merit (MoM) in the COBP. Determining the precise nature of these relationships nearly always proves to be an analytic challenge.

Taken together, all these factors mean that C2 modelling and analysis are more uncertain and therefore more prone to risk than their equivalents in conventional weapon and platform analyses. Indeed, C2 issues have long been regarded as difficult to analyse. Many operational analysis (OA) studies have simply assumed perfect C2 in order to focus on other variables. As a result of these characteristics of C2 analysis, these endeavours will require a heavy element of research within each analysis. This COBP is intended to assist the community in dealing with, and overcoming, the barriers to effective analysis of C2.

1.4 DIFFERENCES ACROSS THE MISSION SPECTRUM

There are significant differences among the different parts of the mission spectrum (e.g. MoM) that the assessment team needs to take into consideration. Table 1.1 highlights the differences between traditional combat and OOTW.

Table 1.1: Comparison of Symmetric, Conventional Warfare and OOTW Missions & Principles Mission

Factor	Symmetric, Conventional	OOTW
<u>Mission/Operation</u>		
Stability	Relatively stable	May be more dynamic
Focus	Enemy	No traditional opponent
Commitment	Common (military)	Uncertain (political/military)
<u>Principles</u>		
Unity	Of command	Of purpose
Decisionmaking	Hierarchical	Consensus
Operations	Surprise, secrecy	Transparency
<u>Information</u>		
Nature of the problem	Known unknowns	Unknown unknowns
Key question	How to get information	What information to get
Focus	Enemy military	Military/political/economic/ social factors
Situation awareness	Common air-land-sea	Limited dissemination, more complex
Databases	Very large, well structured	Larger, less structured
<u>Analysis</u>		
Unit	Battalion level entity	More behavioural
Ease in integration	Relatively easy	Very difficult
Focus	Military (systems, organisations)	Political/Military and societal
Approach	Traditional operation analysis	“Softer” analysis

In symmetric conventional warfare, the mission tends to be relatively stable, there is a clear focus on the enemy, and the military has a common understanding and commitment¹. Conversely, in OOTW the mission is often more dynamic. This is captured by the often pejorative term “mission creep.” In many of the operations in question there is no “enemy.” This is obviously true for operations such as humanitarian assistance and disaster relief. In addition, peacekeeping activities involve protagonists who must be treated even-handedly if the operation is to be successful. In the latter missions, political-military ambiguities frequently result in uncertain understanding of the goals and objectives of the mission and a limited commitment² (Starr, Haut & Hughes, 1997).

¹ As an illustration, General Colin Powell, then Chairman, Joint Chiefs of Staff, summarised the mission in Desert Storm by stating that “First, we will cut off the enemy and then we will kill it.” (Pentagon Briefing, Wednesday January 23, 1991.)

² As an example, the US Congress has continually sought to impose an arbitrary deadline for US forces to withdraw from Bosnia.

INTRODUCTION

1.4.1 Principles

Military theorists have frequently propounded basic principles of conventional warfare. Three often cited principles include the need for unity of command, the importance of hierarchical decisionmaking, and the criticality of achieving surprise in operations. A recent book has proposed alternative principles for OOTW (Alberts & Hayes, 1995). It cites the need for unity of purpose, consensus decisionmaking, and transparency of operations.

1.4.2 Information

In conventional warfare, the issue of information gathering and management focuses on the issue of “known unknowns” (e.g. Where are the enemy’s battalions?). For that case, the key question is *how* to get the needed information (e.g. What are the key signatures for the targets in question? What sensors should we task to exploit those signatures?). Clearly, the focus is on the enemy military and one objective is to assemble a complete, timely, and accurate common picture of the air-land-sea situation. The result is a very large, time-sensitive database, but one that is relatively well structured (e.g. enemy order of battle). Conversely, in OOTW, the problem of information gathering and management is dominated by “unknown unknowns.” Thus, the primary question to address is *what* information to get. The information focus is much more diffuse because of the myriad of military, political, economic, and social factors that must be considered. Consequently, situation awareness is much more complex. Political considerations often make it prudent to limit the dissemination of information, creating a tension between the desire to create shared awareness by increasing information sharing and the need, for political and/or security reasons, to limit information sharing. The resulting databases are frequently larger and less structured.

1.4.3 Analysis

Over many years, the military operations research community has become relatively adept at analysing key aspects of symmetric conventional warfare. As an illustration, analyses of ground warfare often focus on battalion-level operations and techniques have emerged to integrate across those results to derive insights into campaign outcomes. The focus is on military systems and organisations, and the techniques in question involve a broad set of methods (e.g. mathematical programming, decision theoretic approaches) and tools (e.g. models and simulations). Analyses of C2 issues remain among the most challenging, even in warfare contexts. In addition, analyses of OOTW often require consideration of individual behaviour. It has proven very difficult to integrate across these results to derive a comprehensive understanding of the problem. The issue is compounded by the many factors that have to be considered in the analysis process (e.g. military, political, economic, social). This has led to the application of “softer” analytic approaches (e.g. extensive reliance on expert elicitation). Moreover, the very nature of warfare appears to be changing. For example, asymmetric threats are becoming more common, information technologies are impacting C2 processes, and organic structure and dynamics are changing rapidly and in ways we do not fully understand.

1.5 TYPES OF C2 ASSESSMENTS

The assessment team could be called upon to support a wide variety of sponsors (e.g. acquirers of C2 systems, long range planners and programmers, developers of requirements, operational commanders, and trainers). These sponsors will bring different problems to the assessment team (e.g. assessment of alternative systems or concepts, identification and selection of alternative courses of action in an operational context). Some of these will deal with a specific mission (e.g. air defence) while others will need to deal with the entire mission spectrum from forward presence to high intensity conventional war.

Specific problems that the team may be called upon to address:

Requirements Analysis

- Derivation of specific C2 requirements from broad statements of objectives; and
- The establishment of a minimum, standard, or expected level of performance.

Assessment of Alternatives

- Comparison and selection of alternative systems that may be very dissimilar but are designed to achieve a similar purpose;
- Assessment of the utilisation of a system in a new or unexpected application domain or mission;
- Trade-offs between C2 systems and combat systems;
- Analysis of the impact of an organisational change;
- Determination of the most cost-effective approach to achieving the desired objective; and
- Comparison of a replacement system or components of a system.

Research Issues

- Effectiveness of human decisionmaking as a function of system performance or other factors;
- Effectiveness of C2 training; and
- Impact of collaboration on C2 quality.

Support to Operations

- Course of action analysis;
- Real time assessment of mission effectiveness; and
- Rehearsal assessment.

1.6 PURPOSE AND SCOPE OF THE COBP

This COBP offers broad guidance on the assessment of C2 for the purposes of supporting a wide variety of decisionmakers and the conduct of C2 research described above. It should be noted that this COBP is focused upon the assessment challenges associated with the nature of C2 and does not attempt to specifically address the unique properties and constraints associated with each of the many C2-related problem domains.

Given the increasing interdependence among the elements of a mission capability package³ (organisation; doctrine; C2 concepts, processes, systems; materiel; education; training; and forces), C2-related analysis cannot easily be done in isolation from a more comprehensive mission analysis. This COBP is meant to support analyses that go beyond the traditional boundaries of C2 analyses.

This new version of the COBP for C2 assessment was developed by SAS-026 building upon the initial version of the COBP produced by SAS-002. This new COBP is a synthesis of decades of expertise from various countries and hundreds of analyses. The COBP was developed using a set of case studies to test out the varied advice and guidance received, and incorporates feedback from users of the initial version. Lastly, SAS-039 provided a peer review of the final draft product.

³ Mission capability packages include all of the elements necessary for an operation (Alberts, 1996).

INTRODUCTION

The earlier version focused on the analysis of ground forces at a tactical echelon in mid to high intensity conflicts. Consequently, the initial version of the COBP did not completely address the full range of important issues related to C2. In developing this new version of the COBP, SAS-026 explicitly focused upon OOTW, the impact of significantly improved information related capabilities, and their implications for military organisations and operations. In addition, SAS-026 was cognisant of the fact that NATO operations are likely to include coalitions of the willing, which might involve Partnership for Peace (PfP) nations, others partners outside of NATO, international organisations, and NGOs. NATO operations may also be “out of area.”

Feedback from users of the original COBP also identified a number of ways in which the original COBP could be improved. These areas were addressed during the development of this version of the COBP.

Cost analyses continue to be explicitly excluded for two reasons. First, cost analysis is a mature discipline that experienced operational analysts already practice. Hence, C2 issues are not unique in the arena. Second, most nations have already developed approaches to cost analysis and cost effectiveness that are consistent with their national approaches to accounting. Because these national practices differ among NATO members, no single approach would be appropriate.

As this COBP is being drafted, novel experiments with new information-related capabilities, particularly networking and ways to accomplish their assigned tasks abound. Advances in technology are expected to continue at an increasing rate and spur both sustaining and disruptive innovation in military organisations. It is to be expected that this COBP will need to be periodically revisited in light of these developments.

1.7 OVERVIEW OF COBP ASSESSMENT PHILOSOPHY

The COBP assumes that the objective of a C2 system is to exercise control over its environment, through either adaptive or reactive control mechanisms, or some combination of those two approaches. This provides the context and point of departure for the assessment of C2.

Analysis of C2 should consider all the relevant actors, military command levels, and functions involved and should investigate issues of integration across disparate organisations, military command levels, and functional domains over time. Consideration should also be given to the robustness and security of information systems and to human computer interface issues. Human behavioural, physiological, and cognitive factors, along with organisational and doctrinal issues, must be considered in C2 analyses.

C2 assessments must also consider a range of missions, adversary capabilities, and adversary behaviours. Moreover, it must be understood that adversaries will use asymmetric tactics and techniques to deny or exploit differences in technology, force size, information systems, or cultural factors. Hence, scenarios and analyses that deal with an appropriate set of all these dimensions should be considered in either the main research design or in the excursions to assess risks and uncertainty.

The evaluation of C2 issues depends in important ways on both distinguishing and linking dimensional parameters, measures of performance, measures of C2 effectiveness, and measures of force and policy effectiveness. Modelling and other tools must be designed to support this requirement.

Tools and data used in C2 analysis should conform to good OA processes and practices and, to the extent feasible, should be subject to Model Verification, Validation, and Accreditation (VV&A) and to Data Verification, Validation, and Certification (VV&C).

Interoperable analytical infrastructures (e.g. data dictionaries, glossaries, models, tools, data sets) are necessary to facilitate the efficient proliferation and reuse of study results and data within the broader interdisciplinary research community.

Because the complexity of C2 and the requirements for its analysis are often underestimated by decisionmakers, a continuing dialogue between analysts and those decisionmakers is necessary both to scope the problem properly and to ensure that the analytic results are properly understood. Part of this process includes performing sensitivity analyses and other common practices designed to ensure the validity and reliability of the results.

Changes to C2 systems will often lead to changes in military concepts, command approaches, doctrine, Tactics, Techniques, and Procedures (TTP), and related factors, which must also be considered in the analysis.

1.8 CURRENT STATE OF PRACTICE IN C2 ANALYSIS

Assessment of C2 issues typically employs classic tools of OA. Relatively few specialised tools and methods have been developed for C2. Moreover, those specialised tools generated to deal with the unique aspects of C2-focused research are generally not as well understood as those used in more traditional warfare modelling domains. C2 analysts will often find themselves having to develop tools and approaches appropriate for their research agendas. However, a general analytic process can be identified that will enhance the likelihood that an OA analyst can conduct successful analyses.

1.9 ORGANISATION OF THE COBP

This COBP is organised into four themes. The first theme deals with study dynamics, problem formulation, and the development of a solution strategy. The second theme identifies and discusses in depth the essential elements of assessment: measures of merit, scenarios, human and organisational issues, data, and tools. The third theme addresses issues related to risk and uncertainty while the final theme describes the range of assessment products.

This represents a significant enhancement of the initial COBP. In particular the first, third and fourth themes were not treated in detail in the initial version of the COPB. In addition, material has been added to the second theme to address the unique assessment challenges associated with OOTW.

1.10 BRIEF HISTORY OF SAS-026

SAS-026 builds upon almost a decade of work that began with the formation of the Ad Hoc Working Group on the Impact of C3I on the Battlefield by Panel 7 of the NATO Defence Research Group in 1991 to assess the state of the art in C2 analysis. Based on the recommendations of the Ad Hoc Working Group, Panel 7 constituted Research Study Group-19 (RSG-19) to address issues of methodology, measures of merit, and tools and analysis. The panel also addressed issues of improving a nation's capability to examine C2 acquisition and decisionmaking. At the October 1995 RSG-19 planning meeting, the group determined that the primary product of RSG-19 was to be a Code of Best Practice for assessing C2. As part of selected RSG-19 meetings, workshops would be conducted to support the development of the major sections of the COBP. Workshops were conducted on Measures of Merit (Canada), Scenario Development (Netherlands), C3I Systems, Structures, Organisations, and Staff Performance Evaluations (Norway), and Models Used for C3 Systems and Analysis (US/UK). Representatives from the nations in parentheses took the lead in organising the workshops and summarising the results. The minutes of the workshops provide further illustrations of the techniques presented in the COBP.

At the October 1996 meeting, the group took up a request by Panel 7 to conduct a symposium on modelling and analysis of C3I, which was scheduled at the July 1997 meeting for January 1999. This symposium was a forum for presentation and discussion of the COBP and related topics.

INTRODUCTION

At the July 1997 meeting, in response to a query by Panel 7, the group discussed, acknowledged, and agreed on the need for a follow-on group to SAS-002. An exploratory group on organisational change (SAS-E05) was formed to recommend a way ahead.

SAS-E05 recommended the formation for a follow-on activity to SAS-002 to accomplish four objectives:

- Demonstrate and assess the initial version of the COBP;
- Revise and extend the COBP;
- Identify research areas; and
- Facilitate the adoption of the COBP.

The SAS panel concurred in May 1999 and approved the formation of SAS-026, which began its 2 1/2-year plan of work in a symposium in January 2000.

1.11 CHAPTER 1 ACRONYMS

C2	Command and Control
C3(I)	Command, Control, Communications (and Intelligence)
C4(I)	Command, Control, Communications, and Computers (and Intelligence)
C4ISR	Command, Control, Communications, Computers, Intelligence, Surveillance and Reconnaissance
CIS	Command Information Systems
COBP	Code of Best Practice
DP	Dimensional Parameters
MoCE	Measures of C2 Effectiveness
MoFE	Measures of Force Effectiveness
MoM	Measures of Merit
MoP	Measures of Performance
MoPE	Measures of Policy Effectiveness
NGO	Non-Governmental Organisations
OA	Operational Analysis
OOTW	Operations Other Than War
PfP	Partnership for Peace
PVO	Private Volunteer Organisations
RSG-19	Research Study Group-19
TTP	Tactics, Techniques, and Procedures
VV&A	Verification, Validation, and Accreditation
VV&C	Verification, Validation, and Certification

1.12 CHAPTER 1 REFERENCES

Alberts, D. (1996). *The Unintended Consequences of Information Age Technologies: Avoiding the Pitfalls, Seizing the Initiative*. Washington, DC: National Defense University.

Alberts, D., & Hayes, R.E. (1995). *Command Arrangements for Peace Operations*. Washington, DC: National Defense University.

North Atlantic Treaty Organisation (NATO) *Bi-MNC C2 Plan Part 2 – Command and Control Requirements*. (1998).

North Atlantic Treaty Organisation (NATO) *Annex B to MC Guidance for Defence Planning*. MC-299/5. (November 1996).

Starr, S.H., Haut, D., and Hughes, W. (1997) “Developing Intellectual Tools to Support C4ISR Analyses for Operations Other Than War,” Proceedings of the Third International Symposium on Command and Control Research & Technology, National Defense University, Fort McNair, Washington, DC, pp. 600-608, June 17 – 20, 1997.

This page has been deliberately left blank

Page intentionnellement blanche

Chapter 2 – PREPARING FOR SUCCESS: ASSESSMENT PARTICIPANTS, RELATIONSHIPS, AND DYNAMICS

“For hypotheses ought . . . to explain the properties of things and not attempt to predetermine them except in so far as they can be an aid to experiments.” –Isaac Newton (1687)

“We have run out of Money – Now we have to think.” –Ernest Rutherford (1871-1937)

2.1 OVERVIEW

This chapter is organised into three parts. The first discusses the roles played by the significant players associated with a Command and Control (C2) assessment and how these roles affect the design and conduct of the assessment. The second part identifies the major phases of a C2 assessment and their iterative nature. The concluding section addresses the subject of professional ethics and standards of conduct.

2.2 ASSESSMENT PARTICIPANTS

Like their subject, the organisation of C2 studies involves complex interrelationships. It is crucial for the analytical team to establish which individuals and organisations are involved at an early stage of the study. It is prudent for the analytical team to map the roles described below onto the individuals and organisations involved and to understand their interrelationships. An example of such a mapping is at Figure 2.1. Appendix 1 to this chapter provides a brief explanation of the organisations involved.

Due to the dynamic nature of such projects, those involved should not be surprised if the nature of the teams involved might have to expand or change with time.

2.2.1 Assessment Team

The assessment team is working for the sponsor or client (sponsor). The team consists of a senior team leader (who may also be referred to as the project manager), a core set of analysts, subject matter experts including military officers, and supporting staff who are working on the study on a day to day basis. The team provide the legitimacy and authority for the study. The sponsor will provide the terms of reference, access to needed information, and identify the desired products. It is important for the analytical team to understand exactly why the sponsor wants the study and what the sponsor wants to do with the results.

2.2.2 Decisionmakers or Problem Owners

The decisionmakers are the individuals or organisations that are expected to make decisions wholly or partially based on the output or findings of the study. If there is no decision to be made (i.e. this is an exploratory study) then the decisionmakers could be referred to as problem-owners. It is important for the assessment team to understand exactly what type of assessment the decisionmakers want the study to support. The decisionmakers may or may not be in command of or part of the sponsor's organisation. Complex problems may arise when the decisionmaker is several steps laterally away in the organisation from the sponsor and study team.

2.2.3 Stakeholders

The stakeholders are the persons or organisations that are directly or indirectly affected by the study outcome. Stakeholders may also play other roles. The assessment team must be aware of the potential for conflict when the stakeholders do not include the sponsor or decisionmaker. Complex problems may arise in the provision of data for the study, as it is the stakeholders who may have to provide the data, set the security or releasability of that data (and hence the study), and/or agree that the data are representative. For these reasons it is essential that the analysts establish a working relationship with the stakeholders early in the process.

2.2.4 Bill Payer

The bill payer is the organisation or individual official paying for the study. It is important for the assessment team to know the level of resources available. Bill payers will normally have a direct interest in the outcome of the study and may be one or more of the other players. Contractual authorities have the legal authority to let contracts on behalf of the bill payer.

2.2.5 Existing Study Teams

The assessment team must be aware of and sensitive to the existence of teams in other related study areas. Should such teams exist, the assessment team should endeavour to exploit the work done and available skills and techniques. Such external teams may also be appropriate for membership in peer reviews.

2.2.6 Future Study Teams

The assessment team must be aware of and sensitive to the needs of future analyses and assessments. Data collection, method documentation, and the archiving of data, methods, models and results are fundamental responsibilities of all professional analysts. Method and data should be (as far as is practicable) disseminated and published.

2.2.7 Peer Reviewers

Outside experts brought in to look at the work and provide constructive criticisms are called peer reviewers. Peer review teams could be composed of specialists and other study teams in related subject areas and should include representatives from all key disciplines in the assessment.

2.2.8 Data Providers

Data providers are the individuals and organisations that possess data and information useful to the assessment team. Many of these will be stakeholders. The motivation to provide data to the study must be developed by the analytical team and the sponsor.

2.2.9 Assumption Providers

Assumption providers are the individuals or organisations that can provide “givens” such as future doctrine, performance data, force mixes, organisational structures, and scenarios. Creation of a positive relationship with these organisations is important to the study.

2.2.10 Data Collectors

In some C2 analyses, where data must be extracted from real world experiences, exercises, experiments, and wargames, teams of data collectors and subject matter experts will be required. The identification of

people with the appropriate background and training as data collectors are important elements of such studies.

2.3 RELATIONSHIPS AMONG PARTICIPANTS AND THE CONDUCT OF THE ASSESSMENT

2.3.1 Relationships

Figure 2.1 below illustrates how complicated the participant roles and relationships can be in a real C2 assessment. This particular figure represents the organisations involved in the recent Immediate Reaction Task Force (Land) (IRTF(L)) C2 Concept evaluation that completed at the end of 2001 (Candan & Lambert, 2002). Appendix 1 to this chapter provides a brief explanation of the organisations involved. Although not all projects will be this complex, many important C2 assessments will.

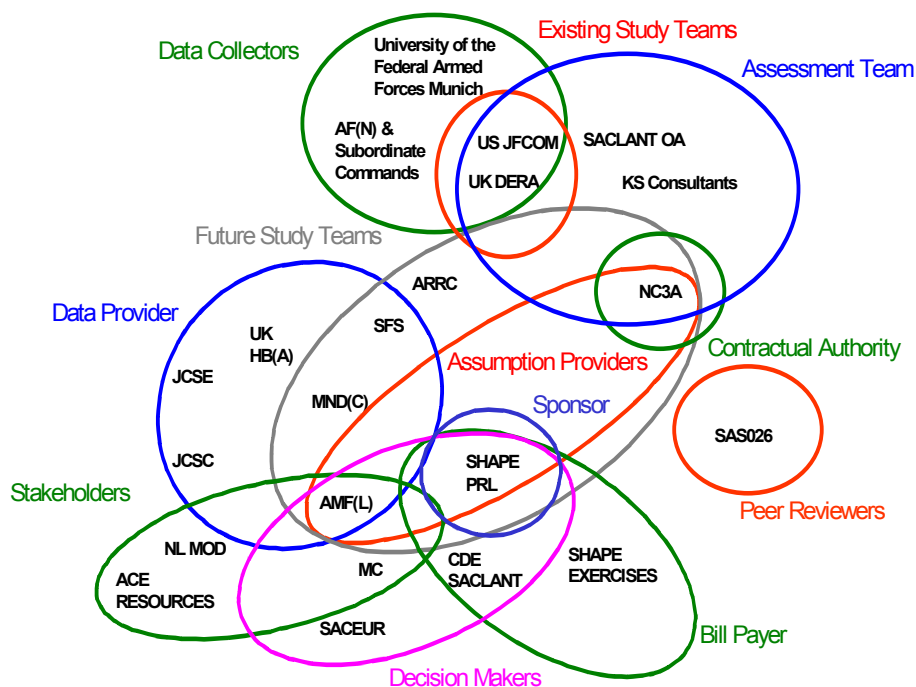


Figure 2.1: Example of the Mapping of Roles onto Players – for a Complex C2 Project (the Evaluation of Immediate Reaction Task Force (Land) C2 Concept).

Through the prudent act of mapping the roles of the participants of the study, the potential conflicts of interest and complex interactions can be identified. One method to mitigate these is to present or conduct this activity openly and discuss with all involved so that all potentially affected participants are aware of the possibility of future conflict and the fact that all participants fall into one or more roles within a project.

In the event of conflict with other participants in the project the assessment team address the issues in a neutral and independent manner.

2.3.2 Understanding the Context of the Assessment

The relationship among the assessment team, the key sponsor, and the stakeholders is of paramount importance and perhaps, more than any other single factor, will influence the course and success of the

effort. Accordingly, adequate attention needs to be paid to understanding the situation facing the key sponsor and stakeholders as much as the subject under study.

The assessment team should be aware that the different participants will have divergent perspectives and may have divergent agendas.

Therefore the assessment team should understand the background of the individuals involved, their organisational settings, roles and responsibilities, their history, and their current situation. Contact with analysts who have worked with this sponsor and review of prior analyses for this sponsor facilitate this objective.

It is good practice to build and maintain long-term relationships with the sponsor and stakeholder organisations. This will yield substantial dividends in the form of easier communication, greater trust, and stronger support.

2.3.3 A Continuing Dialogue

It is important that a dialogue with the sponsor and stakeholders is maintained by the assessment team throughout the study. As there is no single “language” that will describe the study problem, it is important to spend time at the beginning of a study to establish a common “language” that both the assessment team and the sponsor and stakeholder can understand. This point may seem obvious in a NATO setting in which the participants speak many different natural languages. However, it is equally important in a single language setting because common words and phrases have different meanings for different organisations, services, and even individuals within a single organisation. Regular meetings and contact will minimise misunderstandings. From a professional point of view, Operations Research (OR) and Operations Analysis (OA) analysts will always wish to inform the sponsor and stakeholders of key developments and/or challenges as the study unfolds. Regular and routine interactions need to be built into the project plan. If there are multiple sponsors and stakeholders and other key actors, the assessment team should try to meet them jointly, particularly when decisions need to be made. Separate meetings will often lead to inconsistent guidance and will place the assessment team in a position of trying to accommodate differing interests.

The development of a collectively agreed upon Study Glossary that captures the definitions of words, phrases and acronyms used in the study is a useful tool.

2.3.4 Terms of Reference

A good term of reference covers goals, scope, products, schedule, and resources. These will determine the focus of the assessment and establish limits or freedoms granted to the assessment team within the sponsor’s and stakeholder’s organisations. Letters of introduction and instructions to actors within the sponsor and stakeholder organisations may also be useful.

2.3.5 Understanding How the Output of the Study Will be Used

It is important to know at an early stage in the project what the products of the study are to be used for by the sponsor and stakeholder organisations. The expected end product will set the tone and relative importance of the project in the eyes of the sponsor, stakeholder, and other actors. The assessment team needs to establish and understand the products needed or desired by the sponsor and stakeholder. For example, a study could be used to affect a significant impact on the stakeholder’s domain, gain a greater understanding of the issues, produce an improved capability to perform future work, and/or make contributions to the body of knowledge.

2.3.6 Budget

The sponsor will have limited resources with a study budget in mind. When the sponsor's resources are limited to a level below what is required to support a quality study, the assessment team will need to suggest strategies to address the shortfall. Alternative approaches include decomposing the problem and only undertaking the core part of the study that is affordable, linking the sponsor to other actors that have an interest in the same or a similar problem and who could contribute resources, and/or stretching the project over a longer time so that resources from future budget cycles become available. In developing strategies that involve doing only a part of the study to satisfy budget constraints, care must be taken to ensure that the product that will be produced provides a meaningful answer or contribution and does not depend upon a follow-on effort that may or may not be funded.

It may take a complete iteration of the assessment phases of the project to establish the complete scope of the project and the resources required. Therefore it is good practice in large C2 projects to allow the assessment team to perform a rapid first pass of all the phases of the project to help establish the budget required. This is contrary to the usual practice of setting the budget in stone immediately following the initial Problem Formulation or Solution Strategy phase (see Section 2-E below).

2.3.7 Relationships

Figure 2.1 below illustrates how complicated the participant roles and relationships can be in a practical C2 assessment. This particular figure represents the organisations involved in the recent Immediate Reaction Task Force (Land) (IRTF(L)) C2 Concept evaluation that completed at the end of 2001 (Candan & Lambert, 2002). Although not all projects will be this complex, many important C2 assessments will.

2.4 BUILDING AN ASSESSMENT TEAM

2.4.1 Skills Available to the Assessment Team

Following initial problem formulation (Chapter 3), the precise skills and experience required by the assessment team will need to be established. Typically, the assessment team will need to be interdisciplinary. The wide range of skills and experience required can be allocated between a full time core team and a collection of consultants or part-time team members. As an example, an ideal breakdown of the skills available to the assessment team involved in the evaluation of the Immediate Reaction Task Force (Land) C2 concept study¹ is given below:

Skills: Core Team

- Project management;
- OR/OA skills: simulation, wargaming, mathematical programming, database creation and management, brainstorming and problem structuring, scientific/military report writing/editing;
- Cross military experience – i.e., OR/OA personnel with military experience or military personnel with OR/OA knowledge;
- Organisational theory; and
- Data collection (e.g. questionnaire and form design).

¹ As developed independently by the SAS-026 panel in February 2001 in response to a presentation in the IRTF(L) project. In fact, this was fairly close to what was available to the team.

Skills and Experience: Consultants and Part-time Team Members

- Military (or access to practical experience of problem under study);
- Training and exercise planning (if an exercise is to be used as a vehicle for the study);
- Communications and information systems specialists for the systems of the organisation under study;
- Human computer interface expertise;
- Operations Other Than War (OOTW) related issues (e.g. C2/Headquarters [HQ], media, civil-military cooperation – theory and practice);
- Social scientists (e.g. political, psychological, economic, cultural, legal);
- Military history;
- Command experience;
- Deployment analysis;
- Intelligence/threat/area of operations expertise; and
- Legal/contracts/administration expertise.

As another example of the skills required for C2 Assessment Studies, the skills required to provide OR support to C2 elements (such as OR/OA support to an operational HQ) is also analogous, as illustrated in Table 2.1 (RTO, 1999).

Table 2.1: Knowledge, Capabilities and Skills Needed by OR/OA Cell Team Members

Key Areas	<i>Knowledge, Capabilities, and Skills Required</i>	
Analytical	Probability theory Parametric and non-parametric statistics Force and systems modelling Traditional OR techniques ² Decision tools	Management tools Organisation theory Information management Process engineering Systems dynamics
Military	Understand military staff Staff organisation	Civil-military affairs Situation appreciation
Inter-Personal	Interpersonal skills Instructor skills	Consultant skills Writing and presentation skills
Software Competencies	Word-processing Spreadsheets Presentation Databases Mapping Plus other speciality systems	Project management Mail systems Network systems World wide web Programming language
Hardware Expertise	Computers Printers Scanners	Peripheral devices Networks

² Linear programming, dynamic programming, queuing theory, inventory control, network analysis with PERT, game theory and simulation.

2.4.2 Background of the Assessment Team

Building a C2 assessment team with this full breadth of knowledge, capabilities, and skill requires a long-term commitment by the mother OR/OA organisation to prepare a corpus of potential team members through recruitment, education, training, and opportunities for appropriate field experience.

Following the identification of the skills required for the team, those analysts made available for the team should ensure that they leave a basic understanding of the military fields under consideration. Gaps in experience should be rapidly filled through background reading, short courses, field experience, or additional/alternative analysts with the appropriate experience and skills.

2.4.3 Forming the Assessment Team

In a study that involves dispersed and disparate organisations and teams, the effort to command and control the study group must be recognised and effort and time built into the study plan. This can be for example, through maintenance of distributed working environments such as web portals, information campaign material and travel time to meetings. In these cases the senior team leader will revert to a role more akin to a project manager.

It is one thing to assemble a group of people, quite another to forge them into a coherent effective team. Sufficient time and a facilitating process should be built in to the project plan for the group of individuals to coalesce into a team.

2.5 INTERDISCIPLINARY ASSESSMENT TEAM AND OUTSIDE RELATIONS

It follows that C2 analysis, particularly for OOTW issues, should be done by an interdisciplinary assessment team. Experienced analysts know that their work owes success in no small measure to efficient working relationships within the assessment team and with the customer of analysis. Building good working relationships among representatives of different scientific cultures, such as OR/OA and IT analysts grounded in (hard) physical sciences and mathematics on one hand and (soft) social scientists on the other, requires sufficient mutual understanding of methodologies and tools. In fact, differences in scientific cultures can outweigh differences in natural cultures provided that all members of the assessment team have sufficient command of a common language. Therefore, in addition to leadership and project management skills, the head of the assessment team must have a good general idea of the current state of all disciplines involved in order to compose an efficient team and facilitate interdisciplinary co-operation throughout the analysis.

Good personal and working relationships with the customer of the analysis are essential for understanding every aspect of the problem and being able to arrive at a problem structure and solution strategy that meets the customer's immediate needs in the light of the strategic objectives of the respective OOTW. Knowing the customer's position in the command hierarchy and the degree of influence he/she wields through informal relationships over stakeholders and actors, the co-operation of which might be essential for an implementation of analysis results, and understanding the respective consequences associated with alternative solutions is important for assessing their acceptability and organisational risk.

It is equally important for the assessment team to establish working relationships with the potential subjects of study in the early stages. This is essential for capturing the nature and problem relevance of formal and informal relations between all organisations, groups, and individuals that are subjects of the study, finding out about their motivations and agendas, and eliciting firsthand information that is critical for solving the problem such as their capabilities and the conditions attached for their employment. However, the analyst should be careful not to allow this effort to gain greater understanding of the problem to introduce bias.

2.6 ASSESSMENT PHASES, PROCESS, AND DYNAMICS

It is important to realise that all of the elements of the C2 assessment are interrelated. Hence Problem Formulation, Solution Strategy, Measures of Merit, Scenarios, Human/Organisational Factors, Models/Tools/Data, and products are all interdependent. Figure 2.2 illustrates the major phases and iterative nature required for C2 assessments. The Assessment Process diagram was the most difficult thing for the SAS026 team to agree upon. In essence this diagram is at the heart of the COBP (Starr, 2001). The remainder of this chapter discusses the key points in this diagram.

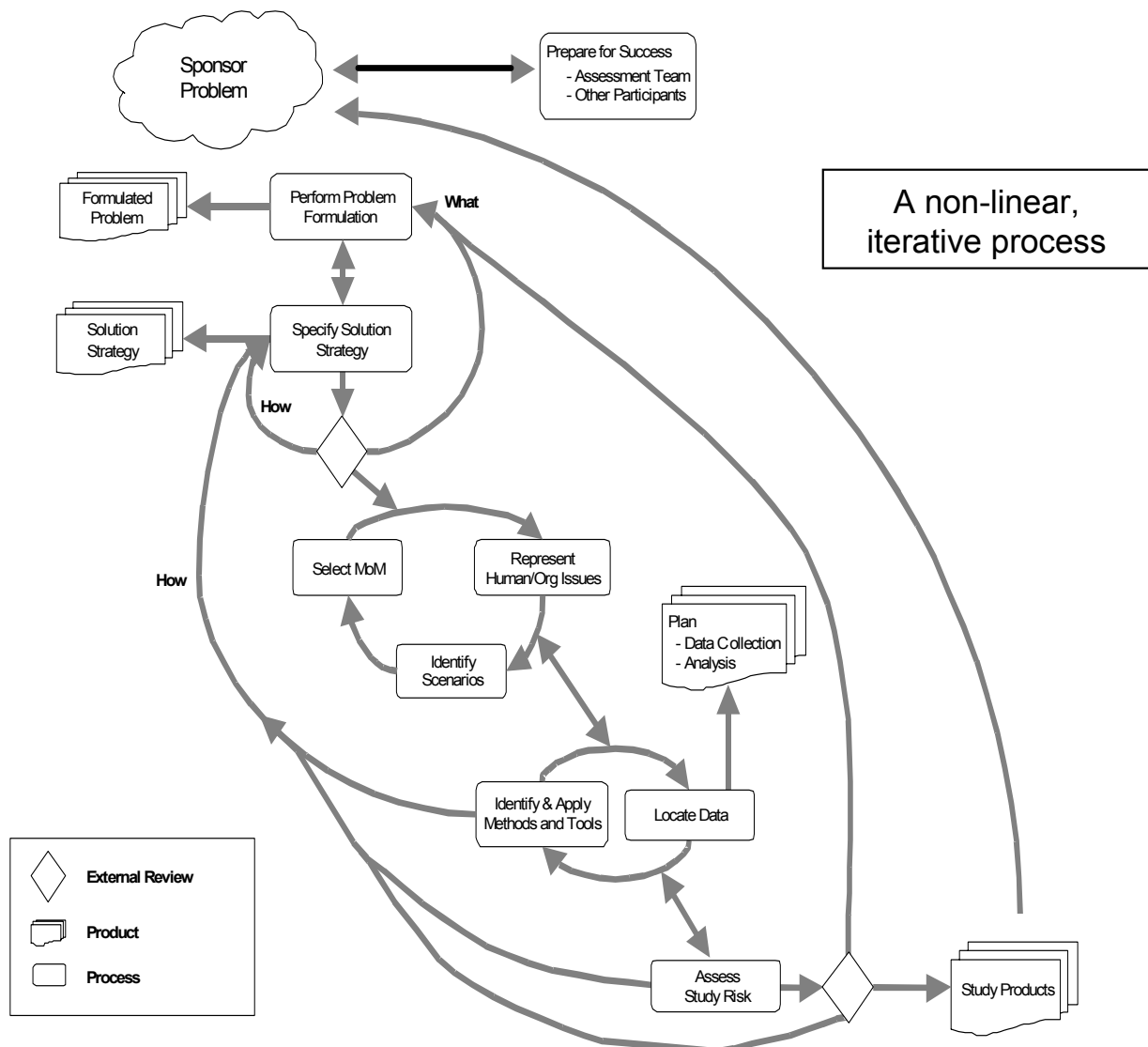


Figure 2.2: C2 Assessment Process.

2.6.1 Problem Formulation

The output of Problem Formulation (Chapter 3) specifies the “what” of the assessment. C2 studies tend to be complex and feature multiple attributes, some of which may not be apparent at the start of the study. Neither the assessment team nor the sponsor should be surprised if the issues initially presented for study are replaced by other issues that are closer to the underlying causes of the initial problem or, in some cases, symptoms presented. A consequence of the dynamic nature of problem formulation is that the

solution strategy and any of the other elements of the assessment may change as the study progresses. Problem formulation should therefore be consciously and routinely iterated during a study – especially when new attributes start to appear. As a minimum an iteration should occur immediately following the establishment of the initial solution strategy and the assessment of study risk. Additionally, the sponsor should be aware that the nature of the assessment team, sponsor, or assumption provider teams might also have to expand or change with time. This has implications for planning, budgeting, and tasking.

In nearly all C2 studies the assessment team will study only a subset of the whole problem space due to the sponsor’s sphere of interest. This fact must be recognised by the assessment team. An initial study of the complete problem space is essential to establish this realisation. This will help the assessment team to understand the context of the study and provide advice to the sponsor on the actual underlying causes to his problem and consequently the requirement to involve other participants.

2.6.2 Solution Strategy

The next step is to develop a Solution Strategy (Chapter 4) that specifies the “how” of the assessment. Arising from the Solution Strategy agreed upon and adopted by the sponsor are a set of terms of reference (e.g. Statements of Work [SOW] for contracts) that will determine what work is to be conducted, the contractual obligations, deadlines, and resources. Although these must be established as an experimentation campaign plan³ and study management plan (project plan) before work on the project begins in earnest, flexibility must be built-in due to the iterative nature of C2 assessment. The assessment team must be aware of any preconceived “solutions” that have been proposed by the sponsor, stakeholders, and/or decisionmakers and explicitly deal with these as appropriate, avoiding another pressure to be steered in a particular direction. The assessment team must note if its results are being steered in a particular direction and follow ethical behaviour in performing the study (see the end of this chapter). In many cases a risk-based approach to C2 assessments can usefully complement the more traditional cost-effectiveness approach. In particular, this helps decisionmakers to deal with the uncertainties of the real problem.

From a professional point of view analysts should always defer the selection of a particular method until the problem has been formulated and a solution strategy has been defined. Recognise and beware of “preconceived” solutions that could influence the assessment.

2.6.3 Review

Once there has been a preliminary formulation of the problem and development of a solution strategy, it is imperative that an initial review be conducted. This review should be conducted from multiple perspectives (e.g. with respect to the sponsor’s initial problem, the feasibility with respect to resources including team skills and schedule, soundness of the proposed analytic approach). As a result of this review, changes will usually be made in both the problem formulation and the solution strategy.

2.6.4 Measures of Merit, Scenarios, and Human/Organisational Factors

At this stage the assessment team must specify the hierarchy of Measures of Merit (MoM) (Chapter 5), incorporate and identify relevant human and organisational factors (Chapter 6), and specify the appropriate scenarios (Chapter 7). As suggested by the diagram, there is no unique sequence for doing these tasks. Iteration is required to ensure that these tasks are done in a coherent, consistent fashion. When all of these tasks have been completed, the team has specified the key variables to the necessary level of detail with adequate considerations for assessment validity and reliability.

³ Required if the C2 Assessment makes use of a series of linked events such as seminars, wargames, command post exercises (CPX), field training exercises (FTX), etc.

When developing the MoM it is very valuable to involve the sponsor in establishing the linkages between the MoMs and the hierarchy of MoM. This is because then the sponsor will then appreciate the dynamics of the problem and the requirement for breadth in the study. Although a full set of MoM must be derived in accordance with the best practice noted in Chapter 5, the MoM should be prioritised to focus on providing support to the objectives of the study and be practical and cost effective.

When selecting appropriate scenarios it is good practise to utilise scenarios (if they exist) from a standard set of scenarios approved for use within the assessment and sponsor organisation. The sponsor must always be approached for approval of the scenarios. It is bad practice to design a scenario to prove a point.

2.6.5 Models, Tools, and Data Requirements

The next step is to iteratively identify the methods and tools (Chapter 8) and data (Chapter 9) required to perform the assessment. One of the major challenges of the assessment is to identify and gain access to models, tools, and data that are appropriate for exploring the issues of interest. The challenges come in several dimensions:

- First, there is a limited set of tools that deal effectively with the C2 dimension of the problem;
- Second, for even this limited set, it is often difficult to access and modify the tools to reflect the variables of interest; and
- Third, there is often a paucity of useful data and previously validated parameters.

As a result of the establishment of the MoM for the study and the data that underpins those MoM and models, a data collection and analysis plan should be formulated. The sponsor should also be made aware of the difficulties associated with getting appropriate data, cost of the data collection and analysis plan, and the implications to the study if the required resources are not set aside and budgeted to collect, collate, process, and analyse the data.

2.6.6 Assess Study Risk

At this point in the process the assessment team should take a look at the risks and uncertainties (Chapter 10) associated with the decisions made with respect to all of the tasks performed to date (e.g. consistency between the scenarios and the data, models and availability of data, tools and analysis). The sponsor must be made aware of these risks and uncertainties and the strategies developed by the team to mitigate them. If the risks associated with the successful completion of the study are perceived as being too high, the solution strategies should be revisited and adjusted accordingly.

2.6.7 Peer Review

When the risk and uncertainties are perceived as manageable, a peer review should be conducted. Peer reviews are not used enough because they tend to be time-consuming, seen as raising costs, or perceived as threatening. In addition, research teams often want to perfect their results and methods before revealing them. The key is to build a peer review into the study from the outset. The sponsor should be informed as to the importance of the peer review. Peer reviews should be built into the budget and reviewers invited to look at the terms of reference, interim products, and draft reports so that they are knowledgeable about the effort and motivated to support the project. In later stages of the study, the peer review can improve presentation and also act as a mechanism to make the results known to the professional communities. Over time the assessment team should develop a relationship with high quality peers and use them as a pool of reviewers.

Peer reviews are not a luxury but a necessity.

2.6.8 Conduct of the Study

At this point we are in a position to execute the assessment. The assessment team leader should keep a study notebook or journal in which all assumptions and decisions are documented so that they are available for detailed discussion. Detailed administrative records need to be kept regarding the data, metadata, models, and analytical and documentation tools. This will enable replication of parts of the C2 analysis should the need arise. An effort should be made to create data sets (not just the project results) that will be available to other researchers. The resources required to make such data available to external bodies needs to be made clear to the sponsor. The conduct of the study will not usually be linear. It should be anticipated that multiple iterations will be conducted and that lessons learned from initial data collection and analysis efforts will inform subsequent activities.

2.6.9 Study Products

The team must recognise the importance of presenting the results of the assessment in a clear and comprehensive manner, taking into consideration the style of the decisionmaker (Chapter 11). It is particularly important that these results illuminate rather than obscure the uncertainties associated with the assessment.

2.7 ETHICS

Professional operations research organisations, such as the Military Operations Research Society (MORS), have developed professional codes of ethics (Annex C). The assessment team should also be guided by a set of professional ethics and standards of conduct to ensure the integrity and quality of the analysis. This means that the assessment team should, inter alia:

- Maintain an open and honest dialogue with the sponsor and other key players within the project in order to minimise misunderstandings;
- Ensure that C2 assessments are organised and conducted in a balanced fashion that adequately identifies and represents all perspectives, options, and relevant evidence;
- Inform the sponsor and other key players of:
 - Any constraints, assumptions, or circumstances that threaten a balanced assessment;
 - The risks and uncertainties associated with the methods and data used in the project; and
 - Strategies to minimise the risks.

2.8 CHAPTER 2 ACRONYMS

ACE Resources	Allied Command Europe Resources – (Part of SHAPE)
AF(N)	Regional Command (North)
AMF(L)	ACE Mobile Force (Land)
ARRC	ACE Rapid Reaction Corps
C2	Command and Control
CDE	Concept Development and Experimentation
CPX	Command Post Exercise
FTX	Field Training Exercise
HB(A)	UK Historical Branch (Army)

HQ	Headquarters
IRTF(L)	Immediate Reaction Task Force (Land)
JCSC	Joint Sub-Regional Command South Centre
JCSE	Joint Sub-Regional Command South East
JFCOM	US Joint Forces Command
KIBOWI	NL Army Exercise Driver
MND(C)	Multinational Division (Central)
MoM	Measures of Merit
MORS	Military Operations Research Society
NC3A	NATO C3 (Consultation, Command & Control) Agency
NL MOD	Netherlands Ministry of Defence
OOTW	Operations Other Than War
OA	Operational Analysis
OR	Operations Research
PRL	SHAPE Policy Requirements Land
SACLANT OA	Supreme Allied Command Atlantic Operational Analysis Cell
SFS	Strike Force South
SHAPE	Supreme HQ Allied Powers Europe
SOW	Statements of Work
WPC	Warrior Preparation Center (Ramstein Germany)

2.9 CHAPTER 2 REFERENCES

Research and Technology Organisation (RTO) SAS-003 Report on IFOR and SFOR Data Collection & Analysis (6 AC/323(SAS)TP/11). [Technical Report]. (1999). Neuilly-sur-Seine Cedex, France: North Atlantic Treaty Organisation (NATO) RTO. Available from <http://www.rta.nato.int/RDP.asp?RDP=RTO-TR-006>.

Starr, S.H. (n.d.). (2001). *Lessons Recorded from Applying the North Atlantic Treaty Organisation (NATO) Code of Best Practice (COBP) for C2 Assessment to Operations Other Than War (OOTW)*. McLean, VA: MITRE Corporation. Available from http://www.mitre.org/support/papers/tech_papers_01/starr_nato/starr_nato.pdf.

Candan, U. and Lambert, N.J. (2002). *Methods Used in the Analysis and Evaluation of the Immediate Reaction Task Force (Land) Command and Control Concept*. TN 897. NATO C3 Agency, PO Box 174, 2501 CD, The Hague, The Netherlands.

Appendix 1 to Chapter 2 – PARTICIPANT MAPPING OF THE EVALUATION OF THE IMMEDIATE REACTION TASK FORCE (LAND) C2 CONCEPT – AN EXPLANATION OF FIGURE 2.1

2A.1 BACKGROUND

The Immediate Reaction Task Force (Land) (IRTF(L)) command and control concept was proposed in 1998 as a mechanism to modernise the ACE Mobile Force (Land) (AMF(L)). The IRTF(L) concept is predicated on the enlargement of AMF(L) from brigade size up to division size with a single streamlined headquarters and a chain of command using embedded mini-Task Group HQ cells. This was evaluated between 1999 and 2001 as a test case for the NATO Concept Evaluation and Experimentation (CDE) process using a series of FTX, CPX, wargames, simulations and historical analyses.

2A.2 ASSESSMENT TEAM

In the case of the IRTF(L) study the assessment team was led by NC3A OR Division, with contracted experts, analytical and military support from KS Consultants and UK DERA. Free analytical support was also made available at peak periods from US JFCOM and SACLANT Operational Analysis (such as the exercises of the experimentation campaign). The sponsor was SHAPE Policy and Requirements Land – who were tasked with the evaluation of the C2 Concept.

It was clear to the assessment team as to why the sponsor wanted the study – a straightforward evaluation of the military utility (to NATO) of the C2 Concept. However at the end of the study the results were combined with other issues, and decisions were made on the future of the unit under study. This was something that was not foreseen by any of the participants at the start of the project.

2A.3 DECISIONMAKERS OR PROBLEM OWNERS

The sponsor's task was to provide advice up the chain of command to SACEUR and ultimately the Military Committee on the efficacy of the C2 Concept. Although the HQ ACE Mobile Force (Land) was the subject of the study it was also party to any decision regarding its own future modernisation. It is commanded directly by SACEUR via SHAPE.

SACLANT CDE, however, was not in the command chain, but was seen as a decision maker within the context of the study as it was interested in the experience of the team in conducting the study as a test case to illustrate the value of NATO Centred CDE to the Alliance.

2A.4 STAKEHOLDERS

The ACE Mobile Force (Land) was the main stakeholder as it was the subject of the study. As a decision maker, data and assumption provider and also possible member of a future study team it was in a very powerful position, and was approached and treated with much respect by the assessment team. After a shaky start (where neither side was sure of the other's intentions) a good working relationship was established over the period of the project.

The Netherlands MOD – in the form of the Royal Netherlands Army – was the provider of the Command Information System (ISIS) used as the digitisation vehicle for the evaluation of the concept. As such it was

directly affected by the exercise program used for the experimentation and also the future of the concept and AMF(L).

The Military Committee was also a stakeholder, representing the Nations of NATO that contribute troops and staff to the AMF(L), and these nations would be directly affected by any decision on the concept.

ACE Resources at SHAPE were also a stakeholder as they were required to sanction and organise any manning changes proposed for the HQ – including the temporary additional manning required for the evaluation.

2A.5 BILL PAYER

Monies were mostly provided from the slice of the NC3A Scientific Program Of Work (SPOW) controlled by SHAPE PRL. In the initial stages of the project additional monies were also provided by SACLANT. Monies also had to be sought from the SHAPE Exercise budget to pay for movement of the exercise observers in order to attend the exercises.

Throughout the project the NC3A was the contractual authority to let contracts on behalf of the bill payer.

2A.6 EXISTING STUDY TEAMS

An extensive literature search was conducted for the study – with the majority of recent references occurring within the UK and US. Exploratory trips (organised through US JFCOM) to US Battle labs and UK facilities (through UK DERA) revealed the current state of knowledge with respect to measuring C2 performance in exercises and evaluating new C2 concepts. In response to this the data collection methodology was based initially on the Fort Leavenworth, US Army Research Institute ACCES method.

2A.7 FUTURE STUDY TEAMS

It was identified at an early stage that there could be future related projects. In particular those relating to expeditionary and initial entry forces. The probable NATO organisations that could be involved in such studies were NC3A, SHAPE PRL, AMF(L), Multinational Division (Central), Strike Force South and the ACE Rapid Reaction Corps. Of course there would probably be future study teams within the nations – but these plans are not visible to NATO. Consequently, as the assessment team was very likely to be involved in such future work; all data was archived and routinely written up and published.

2A.8 PEER REVIEWERS

The assessment team were not able to arrange a formal Peer Review of the solution strategy adopted. This mechanism does not yet exist for NATO centred studies. What was achieved the submission of the problem to the SAS026 panel as an example for testing the coverage of the revised COBP. This yielded some practical advice and helped the assessment team better understand the dynamics of the project.

2A.9 DATA PROVIDERS

Most of the data for the evaluation were derived from NATO training exercises run by or for AMF(L), MND(C), SFS and Joint Sub Regional Commands South East and South Centre. In all cases relationships had to be carried by the assessment team and sponsor to allow access to the HQ and Exercise Control for the exercise observers, and for background materiel. In two cases national exercise training centres

and exercise drivers were hired by the assessment team to support command post exercises (Warrior Preparation Center, and the KIBOWI exercise driver). Historical data for the study was also provided from the UK Historical Branch (Army) – which was approached via the contracted UK members of the assessment team.

2A.10 ASSUMPTION PROVIDERS

The assessment team was in the fortunate position to actually be one of the assumption providers – through NC3A's and the sponsor's involvement in the NATO Defence Requirements Review. The owner of the C2 Concept however remained HQ AMF(L) itself, and therefore remained the authority as to its conceptual and physical implementation.

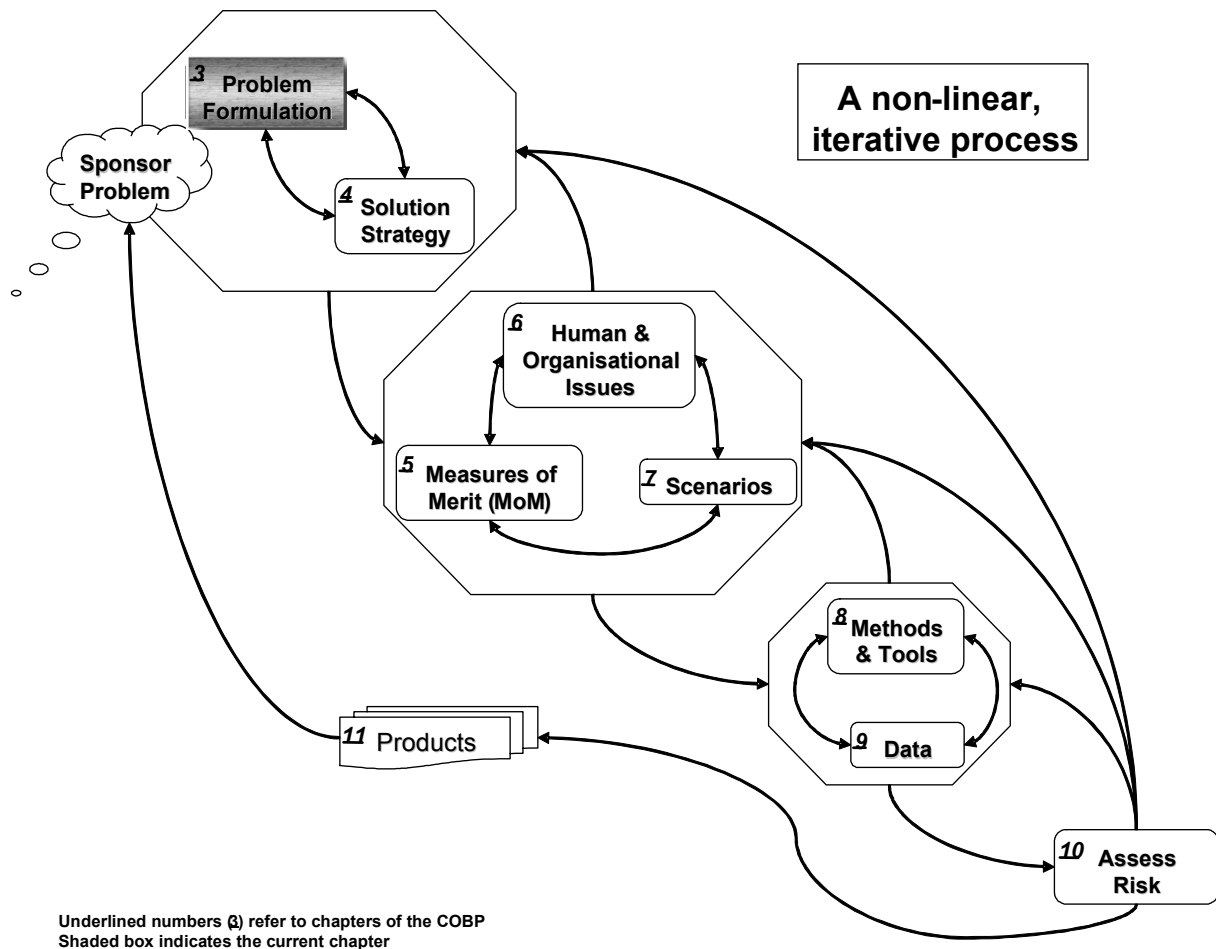
2A.11 DATA COLLECTORS

In the case of the IRTF(L) study, data was largely extracted through observation of HQ activities during exercises and team-in-the-loop wargames. In all of these exercises Subject Matter Experts (SME) were used to observe functional and cross functional activities in the HQ. Most of the military SMEs were provided by Regional Command AF NORTH and its subordinate commands across Allied Command Europe (ACE). Additional data collectors were also provided by the German University of the Federal Armed Forces and US JFCOM. UK DERA provided military analysts to lead some of the activities involved in capturing the HQ processes.

This page has been deliberately left blank

Page intentionnellement blanche

Chapter 3 – PROBLEM FORMULATION



“First find out what the question is – then find out what the real question is.” –Vince Roske

3.1 DEFINITION OF PROBLEM FORMULATION

Effective problem formulation is fundamental to the success of all analysis, but particularly in Command and Control (C2) assessment because the problems are often ill-defined and complex, involving many dimensions and a rich context. Problem formulation involves decomposition of the analytic problem into appropriate dimensions such as structures, functions, mission areas, command echelons, and C2 systems. Problem formulation is an iterative process that evolves over the course of the study. It is essential even for small studies or where time is short – it will save time later and help ensure quality.

The problem formulation phase should identify the context of the study and aspects of the problem-related issues.

The context of the study includes:

- Geopolitical context that bounds the problem space;
- Political, social, historical, economic, geographic, technological environments;

PROBLEM FORMULATION

- Actors;
- Threats;
- Aim and objectives of the analysis, including the decisions to be supported;
- Generic C2 issues¹;
- Relevant previous studies; and
- Stakeholders and their organisational affiliation (including both stakeholders of the problem and stakeholders of the study).

The aspects of the problem include:

- Issues to be addressed;
- Assumptions;
- High-level Measures of Merit (MoM);
- Independent variables (controllable and uncontrollable);
- Constraints on the values of the variables (domain and range);
- Time constraints on delivery of advice to the decisionmaker; and
- Whether this is a single decision or (possibly one of) a chain of decisions to be made over time.

The problem is not formulated until the assessment team has addressed each aspect of the problem. In simple terms, problem formulation can be seen as an iterative process. First, the team must identify the variables that bound the problem space. Then they must determine which of these are outputs (dependent variables) and which of these are inputs (independent variables). The team proceeds by iterating to build an understanding of how these relate to each other. It should be viewed as a voyage of discovery. In most, if not all, cases of C2 assessment, the knowledge domain under study is in fact a system characterised by rich interaction and feedback among all the factors or variables of interest. The choice of dependent variables results from a clear specification of the issues and products needed to satisfy the terms of reference. Independent and intervening variables are also chosen based on the purpose of the analysis.

In the initial problem formulation iteration, it is critical to begin with an understanding of the REAL problem rather than a determination to apply readily available tools, scenarios, and data.

Within the NATO context, a number of documents are available or under development that may assist in understanding the study context. They are listed at the end of this chapter.

3.2 PRINCIPLES OF PROBLEM FORMULATION

There is no universally acceptable approach to problem formulation. However, best practices exist that can be applied. The principles associated with problem formulation are addressed in two categories: those that are appropriate for all C2 assessments and those that are appropriate for assessments of C2 for Operations Other Than War (OOTW).

¹ Broad C2 issues include key systems, doctrine, Tactics, Techniques, and Procedures (TTP), organisational structures, and key assumptions (e.g. system performance parameters).

3.2.1 Principles Appropriate for C2 Assessments

Explicit problem formulation must precede construction of concepts for analysis or method selection. This is not a trivial exercise, especially in C2 assessments. Proper resourcing of problem formulation activities will improve the overall efficiency and quality of the study.

An understanding of the decisions to be supported by the analysis and the viewpoints of the various stakeholders (e.g. customers, users, and suppliers) is essential to clarifying the study issues. This understanding should be fed back to the stakeholders. A careful review of previous and current work must be carried out as a valuable source of ideas, information, and insight. This review should also serve to identify pitfalls and analytic challenges.

Problem formulation must not only provide problem segments amenable to analysis, but also a clear and valid mechanism for meaningful synthesis to provide coherent knowledge about the original, larger problem. The formulated problem is thus an abstraction of the real problem that can be defined in terms of dependent variables that relate to this real problem and coherent settings for the independent variables that can be interpreted in terms of decisions and actions by the customer.

Problem formulation must be broad and iterative in nature, accepting the minimum of *a priori* constraints and using methods to encourage creative and multi-disciplinary thinking, such as proposing a number of hypotheses for the expression of the problem. It must be recognised that change is inevitable in many dimensions (e.g. understanding of the problem, requirements, technologies, co-evolution of concepts of operation, command concepts, organisation, doctrine, systems). Thus the assessment process must anticipate and accommodate this change.

Practical constraints such as data availability, study resources (including time), and limitations of tools should be treated as modifiers of the problem formulation rather than initial drivers. Such constraint may, in the end, drive the feasible solutions, but it is important to recognise this as a compromise rather than an ideal. **Proper problem formulation takes substantial time and effort!**

It is important that problem formulation address risk from multiple perspectives. In addition to sensitivity analysis of the dependent variables, risk analysis techniques should be used to directly explore options to mitigate risk (Chapter 10).

C2 assessment often involves impacts on defence business outside the context of a particular campaign or operation. The study must address these impacts.

3.2.2 Principles Appropriate for OOTW C2 Assessments

Problem formulation must address the geopolitical context of the problem and seek to identify the “broad” C2 issues contained within the terms of reference for the study. There are no universal societal “norms”. Therefore, care must be taken in attempting to transfer the experience in one OOTW to another.

OOTW C2 assessments often involve policy-related impacts outside the context of a particular military operation. Therefore, MoM hierarchies must contain measures of policy effectiveness.

An historical perspective is critical to understanding OOTW because social conflict and structures often have roots far back in history. However, it must be remembered that present-day social behaviour is not driven by historical events themselves, but by present-day perceptions, processes, and prejudices which have evolved from the past.

A key risk in complex OOTW studies is allowing the problem formulation process to focus prematurely on subsets of the problem because they are: a) interesting; b) familiar; c) pre-judged to be critical;

or d) explicitly called out by the customer. This requires great discipline by the study team, especially where the team’s previous experience is biased in favour of particular parts of the problem space. **The assessment team needs access to subject matter experts from a broad range of disciplines (e.g. social scientists, historians, and regional experts in OOTW assessment).**

3.3 PROBLEM FORMULATION PROCESS

During the early stages of problem formulation it is important to quickly cover the whole problem and produce an initial formulation (i.e. an explicit expression of the problem). See Figure 3.1. This prevents premature narrowing of the assessment and serves as an aid to shared situation awareness within the study team.

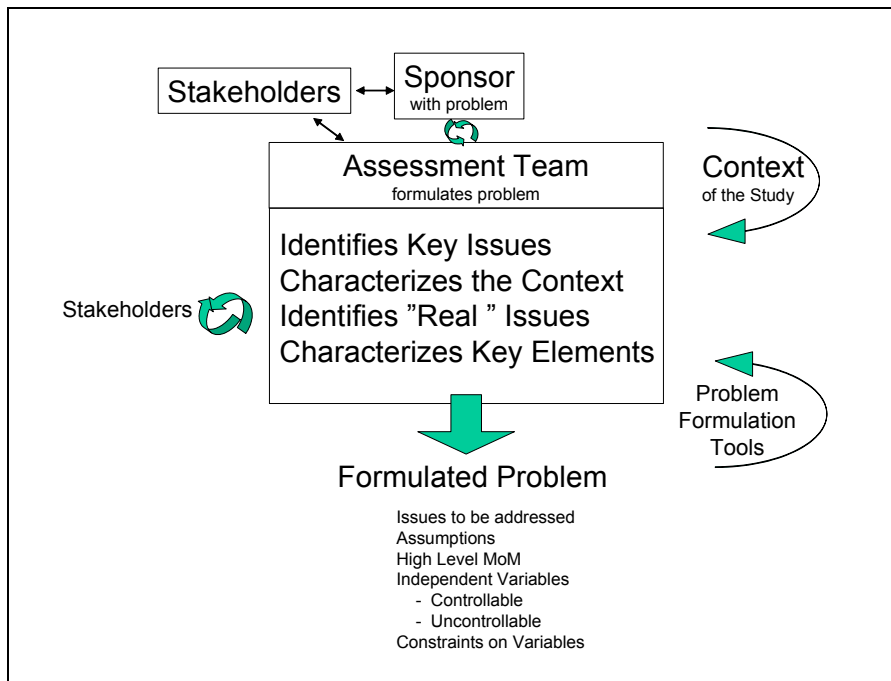


Figure 3.1: The Formulated Problem.

The process begins with the sponsor presenting the assessment team with a problem to assess and an articulation of broad constraints (e.g. schedule, resources). Based on a preliminary assessment of the problem, the team identifies the key issues to address. This identification of key issues leads to a characterisation of the context for the study (e.g. relevant geopolitical factors, identification of the key actors and threats, identification of generic C2 issues, review of prior studies). Based on the results of this characterisation, the analysis team identifies what it perceives as the *real* issues to address. It is vital for the team to engage in a dialogue with the key sponsor and stakeholders to get “buy in” for these issues. Once that is achieved, the team must identify and characterise the remaining elements of the problem formulation phase. To facilitate that activity, the analysis team should identify/create and apply selected problem formulation tools and techniques (e.g. brainstorming, Delphi analyses, directed graphics, influence diagrams). The results of that activity will include a summary of the assumptions, high-level MoM, independent variables (both controllable and uncontrollable), and constraints on the variables. Once it is co-ordinated with the sponsor and stakeholders, the end product documents *what* is to be done in the analysis. The next key activity will be to develop a solution strategy that describes *how* the study is to be done.

3.3.1 Bounding the Problem/Issues and Assumptions

In dealing with fuzzy or uncertain boundaries, the problem formulation process needs to explore and understand the significance of each boundary before making (or seeking from customers) assumptions about it. This involves keeping an open mind, during the early stages of problem formulation, about where the boundaries lie and their dimensional nature. This is difficult because it makes the problem modelling process more complicated. A call for hard specification too early in the problem formulation process must be avoided. In the end, of course, the problem must be formulated in order to solve it, but formulation should be an output from the first full iteration, not an early input to it.

In formulating an OOTW problem, we are trying to bound a complex system. This is partly a process of understanding boundaries which exist in reality (e.g. mission statements, geographical areas and the timing of a procurement process) and partly imposing artificial boundaries in order to illuminate the structure of the problem and constrain the scope of the analysis. To avoid the trap of over-specification, boundaries (especially self-imposed ones) should be kept porous, allowing for cause and effect chains to flow through the external environment of the portion of the complex system that the boundaries define.

While clear definitions and hard conceptual boundaries are ultimately necessary in order to create a manageable problem space, care must be taken to avoid coming to closure prematurely.

3.3.2 High-Level MoM

Identification of high-level MoM should start with ideal measures of the desired benefits before considering what can be practically generated by analysis (the latter may force the use of surrogate MoM, but these must be clearly related to the desired measures).

A structured analysis of potential benefits² should be carried out as a basis for constructing appropriate MoM. Mapping techniques, such as cognitive and causal mapping, are a good way to express the various relationships within the problem space and to identify ‘chains’ of analysis (i.e. links among the independent variables and between the independent and dependent variables). These lead to resultant structure in terms of independent and dependent variables, and hence to high-level MoM.

3.3.3 Problem Formulation Tools

It is useful to identify, develop (if necessary), and apply appropriate tools to support problem formulation. Representative tools and techniques include: techniques for supporting expert elicitation, influence diagrams, causal maps, system dynamic models, and agent-based models.

Problem Formulation is fundamentally a social process of developing a shared understanding. People skills such as the ability to facilitate a ‘brainstorming session’ or to elicit information and context, are thus important. ‘Throwaway models’ (which may be simple simulation models, causal maps, system dynamic models, etc.) may be developed as part of the process, and then discarded as insight is gained.

Tools and approaches used for problem formulation must be consistent with other tools and techniques likely to be considered for the subsequent analysis in order to produce a sensible ‘multi-methodology’ approach to the entire problem and its solution.

3.4 CONSTRAINTS ON THE VARIABLES

The formulation of the problem is completed when the constraints on either the independent or dependent variables have been identified. Constraints on the dependent variables represent “acceptable” thresholds or

² The structured analysis of benefits is a logical process that seeks causally to map lower level MoM that can be related to investments or other actions to higher level MoM that can be valued directly by decisionmakers.

PROBLEM FORMULATION

limits. For example, one could place a constraint on blue loss, time to accomplish a mission, collateral damage, or some combination of factors. Constraints on the independent variables represent either feasible or acceptable limits on such factors as human performance, C2 system performance, or even supplies. They also could represent doctrinal or legal processes that act as constraints.

3.4.1 The Next Step

The next step in the C2 assessment process is the development of a solution strategy. It should be noted that the team is not finished with problem formulation at this point but is now ready to proceed to build a solution strategy. As work progress on the development of a solution strategy, it will also certainly be necessary to revisit the specification of high-level MoM and the constraints. This chapter concludes with a discussion of the products of problem formulation.

3.5 PRODUCTS OF PROBLEM FORMULATION

Figure 3.2 depicts the essential elements of the formulated problem.

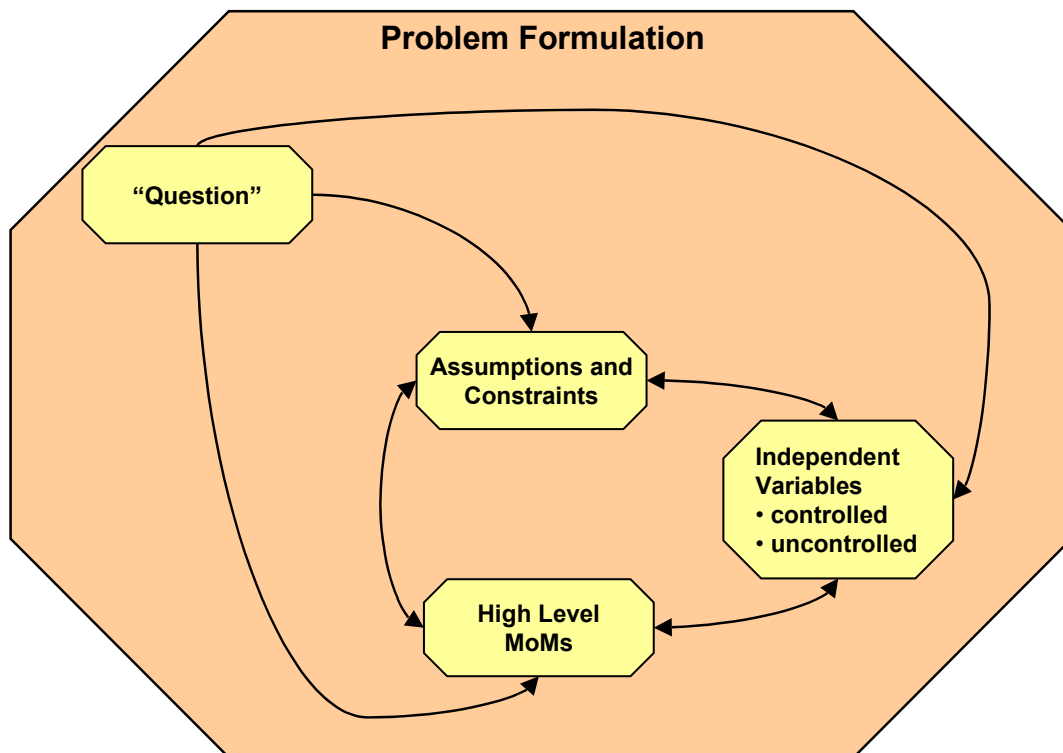


Figure 3.2: Problem Formulation.

A checklist can be used to ensure that all the aspects described in the definition have been covered. These include:

- Precise statements of the question being researched;
- A list of independent variables;
- A list of high-level MoM; and
- A list of assumptions and constraints.

3.5.1 Diagrams

Typically, the problem formulation phase should also produce a number of diagrams such as influence maps which summarise the key issues and interactions.

3.5.2 Data Glossary

The problem formulation phase must begin to create a glossary of key data elements, metadata, information, and terms.

3.6 CHAPTER 3 ACRONYMS

C2	Command and Control
MoM	Measures of Merit
OOTW	Operations Other Than War
TTP	Tactics, Techniques, and Procedures

3.7 CHAPTER 3 REFERENCES

De Maio, J. (Ed.). (2000). *The Challenges of Complementarity* [Report on the Fourth Workshop on Protection for Human Rights and Humanitarian Organisations]. Geneva, Switzerland: International Committee of the Red Cross.

Defence Science and Technology Laboratory (DSTL). (2000). *A Guide to Best Practice in C2 Assessment: Version 1*. Farnborough, United Kingdom.

Fisher, R.A. (1951). *Design of Experiments* (6th ed.). Ontario, Canada: Oliver and Boyd, Ltd.

Flood, R.L., & Jackson, M.C. (1991). *Creative Problem Solving: Total Systems Intervention* (ISBN 0471930520). New York: John Wiley & Sons.

Holt, J., & Pickburn, G. (2001). *OA Techniques for the Future* [Defence Evaluation and Research Agency (DERA) Unclassified Report]. Farnborough, United Kingdom: Defence Science and Technology Laboratory (DSTL).

Keppel, G. (1973). *Design and Analysis – A Researcher's Handbook* (ISBN 0-13-200030-X). Englewood Cliffs, NJ: Prentice-Hall.

Midgley, G. (1989). Critical Systems and the Problem of Pluralism. *Cybernetics and Systems*, 20, 219-231.

Moffat, J., & Dodd, L. (2000). *Bayesian Decisionmaking and Catastrophes*. Defence Science and Technology Laboratory (DSTL) [Unpublished Report] Available from ksglasgow@dstl.gov.uk.

Moffat, J., & Witty, S. (2000). *Changes of Phase in the Command of a Military Unit*. Defence Science and Technology Laboratory (DSTL) [Unpublished Report] Available from ksglasgow@dstl.gov.uk.

North Atlantic Treaty Organisation (NATO) Open Systems Working Group (2000). *NATO C3 Technical Architecture*. AC/322(SC/5)WP/31, Brussels.

PROBLEM FORMULATION

North Atlantic Treaty Organisation (NATO) Consultation, Command and Control Board (2000). *NATO C3 System Architecture Framework*. AC/322-WP/0125, Brussels.

North Atlantic Treaty Organisation (NATO) Consultation, Command and Control Board (2000). *NATO Interoperability Management Plan (NIMP)*. AC/259-D/1247(rev), Brussels.

North Atlantic Treaty Organisation (NATO) Study Group on Modelling and Simulation (1998). *NATO Modelling and Simulation Master Plan, Version 1.0*. AC/323(SGMS)D/2, Brussels.

Prins, G. (1998). *Strategy, Force Planning and Diplomatic/Military Operations*. London: The Royal Institute of International Affairs.

Windass, S. (2001). *Just War and Genocide – The Ottawa Papers*. Woodstock, United Kingdom: Foundation for International Security.

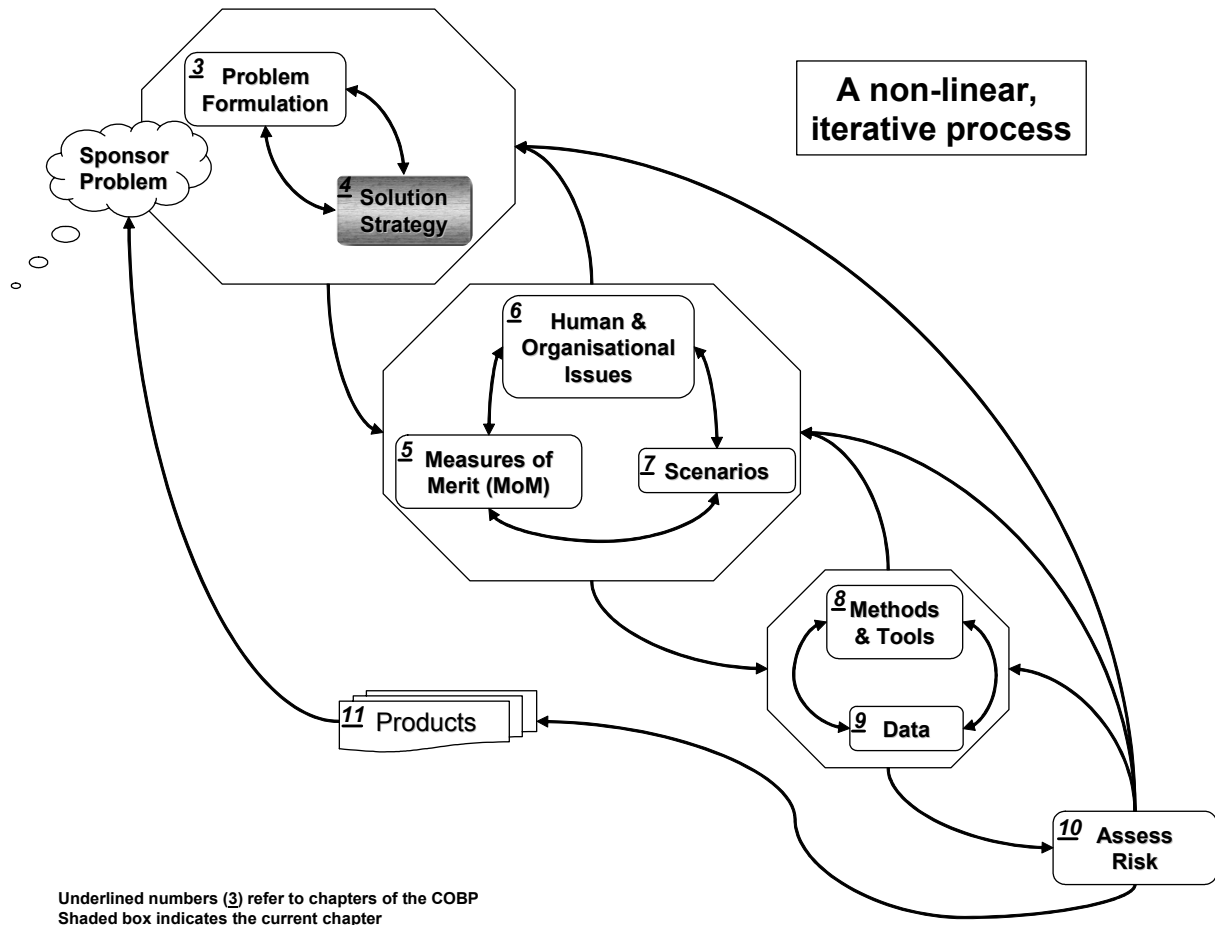
Witty, S., & Moffat, J. (2000). *Catastrophe Theory and Military Decisionmaking*. Defence Science and Technology Laboratory (DSTL) [Unpublished Report] Available from ksglasgow@dstl.gov.uk.

The following additional documents are under development:

- NATO C3 System Baseline Architecture

- NATO C3 System Overarching Architecture

Chapter 4 – SOLUTION STRATEGIES



“Operations research is a scientific method. Executives have often in the past used some of the techniques ... to help themselves arrive at decisions ... But the term “scientific methods” implies more than sporadic application and occasional use of a certain methodology; it implies recognised and organised activity amenable to application to a variety of problems and capable of being taught.” –Philip M. Morse and George E Kimball, Methods of Operations Research

4.1 THE STUDY PLAN

A conscientious effort is required to create and follow a study plan that guides data collection and analyses and prepares for the use of the insights and data to be collected to contribute to a solution to the problem at hand. The study plan consists of two inter-related parts – the formulated problem (*the What*) and the solution strategy (*the How*). The output of the initial problem formulation provides the assessment team with an operating definition of what needs to be done. The output of the solution strategy phase provides the team with an operating definition of how this will be accomplished. As the project unfolds, there will usually be a significant amount of iteration that both modifies the problem formulation and the solution strategy. Without a study plan, it is unlikely that needed efforts will be properly scoped, prioritised, scheduled, and resourced. Even if the way ahead seems clear, the articulation of a formal Solution Strategy is necessary.

SOLUTION STRATEGIES

The objective of this phase of the study is to develop a feasible approach to go from the specification of what is to be done to how it is to be done. This involves developing an approach that will result in the team’s ability to collect the data necessary to determine the values of the Measures of Merit (MoM) for specified values of independent variables. The characteristics of data collection instruments and analysis tools and techniques will determine the resources required, the time needed, and the risks inherent in the solution approach. When compared to the study constraints and the problem formulation, it will be determined whether the solution approach is both feasible and satisfies the requirements of the problem formulation (e.g. measures the right things).

Figure 4.1 depicts what is involved in moving from a problem formulation to a solution strategy.

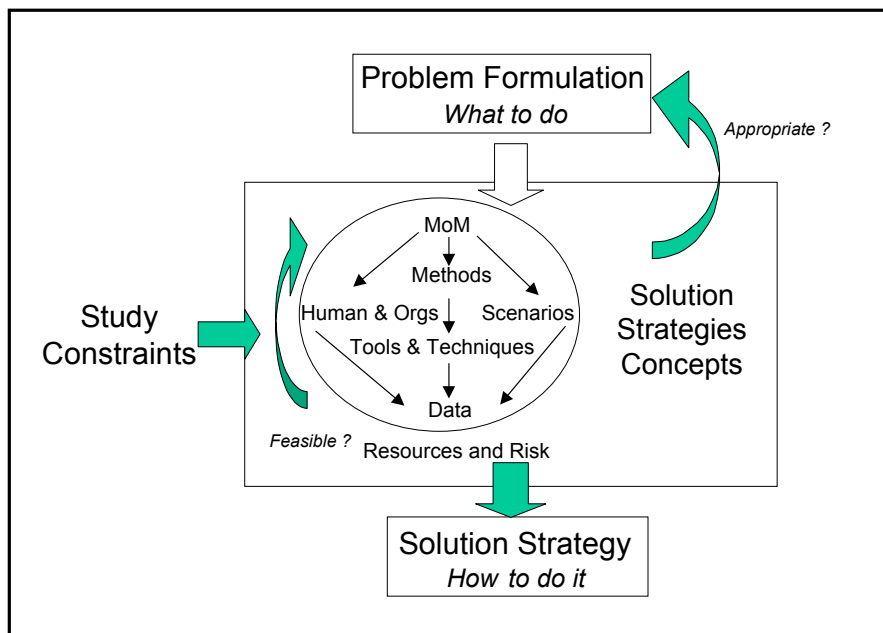


Figure 4.1: From Problem Formulation to Solution Strategy.

4.2 KEY DEFINITIONS

4.2.1 Solution Strategy

A solution strategy consists of the specification of a set of sequential and parallel analytical steps, often involving several methodologies and tools. The solution strategy is designed to begin with what is known, and by execution of the specified steps, leads to what one desires to know – an illumination of the issues. The strategy can be:

- Simple – calculate mortgage payments by finding the input values for the payment equation and then evaluating the result;
- Moderately complicated – define input variables, output variables and precision requirements, create a designed experiment and run the experiment with appropriate measurements including the regression analysis; or
- Extremely complex – identify the relevant variables and systems of variables, specify how they might be measured, hypothesize how they are related, and design research strategies that allow for complex adaptive systems or other “messy” structures or processes.

The solution strategy must take the outputs from problem formulation, refine and operationalise them, and develop a plan to collect and analyse appropriate data (including the development and/or selection of models, the design of collection instruments, and the selection of analysis tools) to understand the relationships among the relevant variables associated with MoM, the scenarios, and human and organisational factors (Figure 4.2).

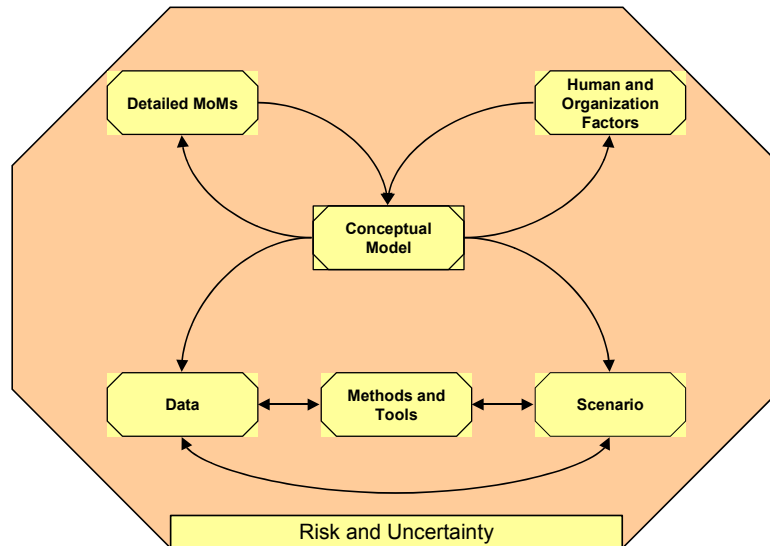


Figure 4.2: Solution Strategy.

4.2.2 Measures of Merit (MoM)

MoM are a set of variables that focus the assessment on the issues of interest. In most analyses, these are the dependent variables. In many cases there are significant inter-relationships among the MoM.

4.2.3 Human Factors

Human factors consists of a set of variables that characterise concepts including beliefs, cultural norms, stress, fatigue, fear, arousal, morale, intelligence, and level of experience. In Command and Control (C2) assessments these are typically independent or intervening variables.

4.2.4 Organisational Factors

Organisational factors consist of a set of variables that characterise organisations, such as cohesion, command structure, explicit and tacit relationships, information flows, and organisational cultures. These are also typically independent of intervening variables in C2 analyses.

4.2.5 Scenarios

Scenarios consist of the evolution in time of several elements: a context (e.g. a characterisation of a geopolitical situation), the participants (e.g. intentions, capabilities of blue, red, others), and the environment (e.g. natural, weather and manmade, mines). In C2 assessments, the purpose of scenarios is to ensure that the analysis is performed within the appropriate range of opportunities to observe the relevant variables and their interrelationships.

4.2.6 Model

A model is a physical, analogue, or symbolic representation of relevant aspects of reality for a purpose. It is an abstraction of reality. A model emphasises particular aspects (a subset) of reality.

The assessment model of primary interest is the assessment team's model (conceptual or in some analytic manifestation) of the C2 problem including the variables of interest, their hypothesised relationships, and any prior assumption about their values and linkages. The assessment team may also employ or develop other models or simulations in order to perform analysis or explore risks and uncertainties. Some teams will employ more than one of these analytic tools.

4.2.7 Tool

A tool facilitates the exploration of relationships among model variables and/or develops "solutions" (e.g. maximise value subject to constraints). A tool may be as simple as a checklist or an algorithm, or it may be an extremely large simulation. A simulation is the instantiation of a model that serves to facilitate the exploration of the relationships among the variables – it generates data for analysis and generally emphasises the passage of time. Models and simulations are frequently subdivided into categories of constructive, virtual, and live.

Occasionally, the distinctions among a tool, model, and data are subtle. For example, in a linear program the model is the set of formulas that specify the objective function and the constraints. The tool is the simplex method (or similar algorithmic solution method). The data is an instantiation of the formulas (provides values for the coefficients and constants). In the case of a simulation, the simulation environment and simulation engine are the tools, the coded simulation embodies the model, and the input values to the simulation comprise the data. Often, the simulation code and the data, together, are required for a complete definition of the model.

4.2.8 Data

Data are the values associated with the variables. Data may be ratio, interval, ordinal, or nominal in scale. Data may originate from empirical observation; be derived from models, simulations, or analyses; be established from subject matter experts; or be established by assumption.

4.3 DEVELOPING A SOLUTION STRATEGY

The development of a solution strategy is an iterative process that strikes an artful balance between what the team would like to do and what, given the state of the art, the available data, tools, schedule, and resources, is possible to do.

4.3.1 Prerequisites

The solution strategy should not be designed before the problem formulation process is substantially complete (see Fig. 4.1) and the problem formulation products specified in Chapter 3 are available to the team. This means that:

- The "real" question to be answered is known;
- The assumptions have been articulated;
- The high level MoM have been identified;
- The independent variables have been identified; and
- The constraints associated with the variables have been identified.

However, the assessment team should always remember the inherently iterative nature of the process. Adjustments may prove necessary in the problem formulation as the solution strategy matures.

4.3.2 Steps in Developing a Solution Strategy

As an initial step, the team should elaborate on the MoM to specify the detailed MoM that are to be evaluated. This is sometimes referred to as developing operational definitions for the MoM – definitions that specify the metric to be used, the instrument, and the context in which the measurement is to take place. Often the value of a particular MoM can not easily be observed or measured and one or more surrogate measures are used in its place. In any event, the development of the set of MoM to be used in the study anchors the process that will eventually lead to a solution strategy.

This process (Figure 4.2) revolves around the conceptual model that the assessment team builds, and is at the heart of that process. It is best practise to make this model explicit and have it serve as the common picture that develops a high quality of shared understanding among the team, sponsors, stakeholders, and other key study participants. The initial conceptual model consists simply of the MoM, a first cut of the hypothesised relationships among them, assumptions about variables and their relationships, and constraints. Later iterations include additional independent variables that are known or assumed to affect the values of the MoM or the nature of the relationship among them, increasingly detailed specifications of relationships, and specific values or ranges for the independent variables.

The identification of human and organisational factors that impact model variables and relationships serves to flesh out the basic conceptual model generated in the problem formulation phase.

Scenarios then need to be derived to provide opportunities in an appropriate context for data collection and exploration of the variables and relationships contained in the conceptual model. The data the study requires are, in large measure, a derivative of the scenarios utilised and the design of the assessment.

The design of an assessment also requires specification of methods and tools and how they will be employed. Methods and tools are required to explore the relationships among the independent variables and between the independent and dependent variables. Complex solution strategies may be necessary. In these cases, multiple analyses will be implied. The problem must be divided into parts, each part requiring analysis with its own set of tools. Frequently the tools that are available do not provide interfaces from one part of the analysis to the next.

Taken together, the detailed specification of the MoM, the development of a conceptual model including the relevant human and organisational factors, the specification of a set of scenarios, and a data collection and analysis plan (that consists of the methods and tools to be used) constitute a solution strategy.

The solution strategy developed needs to be tested to see if it can be expected to address the issues at hand, within schedule and resource constraints, and with accepted levels of uncertainty and risk. However, uncertainty and risks are being continually assessed throughout the process of developing a solution strategy. The team should also consider the form of study output and its relevance to the decisionmaker. Iteration of these ideas with the stakeholders throughout the study helps to avoid surprises and to ensure that the basic assumptions underlying the study have not changed.

4.4 ITERATING THE STUDY PLAN

Figure 4.3 depicts the iterative nature of the process involved in developing the Overall Study Plan, linking problem formulation and solution strategies together with the inputs from study sponsors and stakeholders.

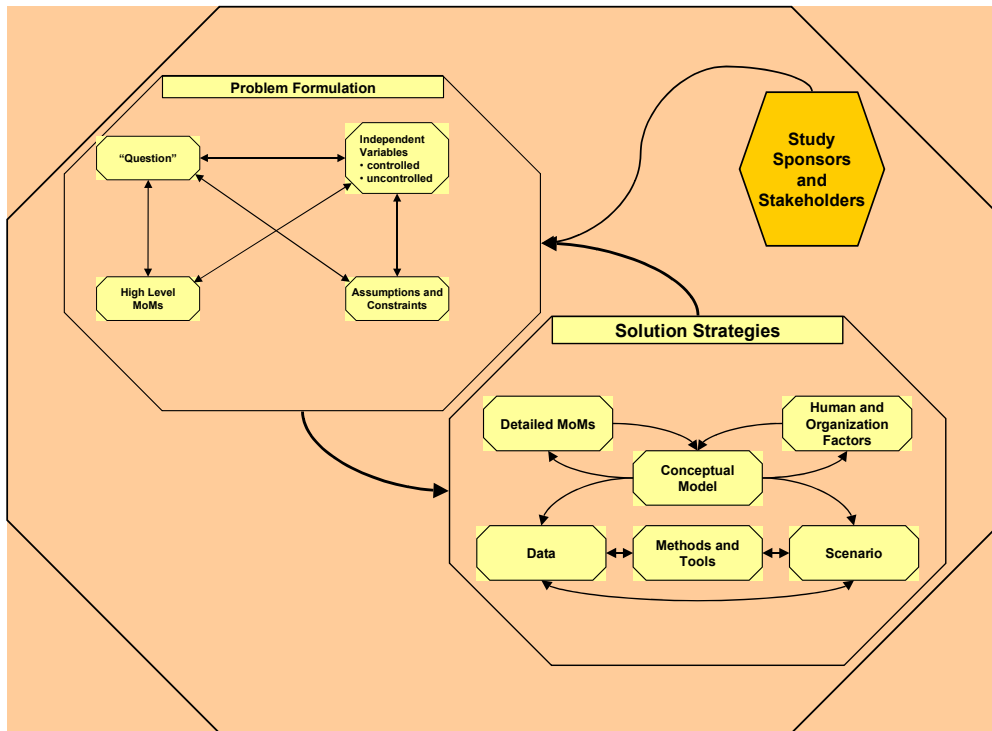


Figure 4.3: Overall Study Plan.

A first order feedback loop is shown between problem formulation and solution strategy, with both processes having iterative internal processes. An analysis of the study of risk and uncertainty provides the control mechanism that drives the iterative process to an acceptable result.

4.5 STUDY MANAGEMENT PLAN

The team should also create and maintain a Study Management Plan (SMP) to guide the direction, management and co-ordination of the project team. The SMP should include a detailed, time-phased execution plan for the study and a Work Breakdown Structure (WBS)¹. The SMP should show the requirements for all the team products and their delivery dates thereby creating delivery milestones for the execution of the study. It should show the planned dates for all scheduled meetings including progress meetings and technical interchange meetings. The plan should also include a time-phased manning plan identifying the types, quantities, and period of performance for all members of the study team. The SMP should include details of the controls that will be applied to supervise any contractor performance. The team should maintain a current version of the SMP during the study period of performance. The SMP would typically include the associated supporting plans:

- Study glossary;
- Analysis plan;
- Tool deployment and modelling and simulation plan;
- Data collection/engineering plan;
- Configuration management plan;

¹ A WBS is a decomposition of the effort into its constituent parts (or tasks) and the assignment of assets to the component tasks. Assets may be people’s time, facilities, or other elements required to complete the task. WBS are common in construction and engineering projects.

- Explicit consideration of risk and uncertainty;
- Quality assurance plan;
- Security plan;
- Review plan; and
- Plan of deliverables.

The elements of an ideal SMP are defined and discussed below.

4.5.1 Study Glossary

The assessment team should create and maintain a study glossary comprising all relevant definitions needed in the study. It should aim to create a general study glossary that is improved by every study that uses this glossary. As a starting point, the NATO AAP-6, “NATO Glossary of Terms and Definitions”, or the Joint Publication 1-02, “DOD Dictionary of Military and Associated Terms”, should be used.

4.5.2 Analysis Plan

The assessment team should also create and maintain an analysis plan for the study. The analysis plan should describe the analyses in detail. This description should include the analysis methodology, the tools to be used for analysis, the input data requirements, the Essential Elements of Analysis (EEA), the MoM to be used to evaluate the results, and any analysis assumptions.

4.5.3 Tool Deployment and Modelling and Simulation Plan

The team may create and maintain a tool deployment and modelling and simulation plan covering the needs of each task for numerical simulations or other applied means of operations analysis (OA). It should describe the use of tools and models and simulations in the feasibility study (FS). The plan should include a description of each tool to be used, a list of the key assumptions and caveats for each tool, an analysis of the suitability of each tool in addressing the functionality and performance issues in the FS, the source of input data for each tool, the available output from each tool, and should detail any changes to these tools that are intended. The plan should indicate how data traceability from one tool to another will be maintained. The modelling and simulation plan may be included as part of the analysis plan in simple studies.

4.5.4 Data Collection/Engineering Plan

The team should create and maintain a Data Collection/Engineering Plan (DCEP) which covers data and metadata necessary to describe:

- The scenario;
- The essential elements of analysis in the analysis plan;
- The MoM to be used to evaluate the result (also in the analysis plan); and
- The input and output parameters of tools to be used within the study.

The DCEP describes and documents who owns the data, where the data can be found (including open sources like the Web), necessary methodologies and procedures to prepare the data, and assumptions and constraints connected to generated data, etc. The data definitions used in the DCEP have to be harmonised with the study glossary.

4.5.5 Configuration Management Plan

The team should create and maintain a configuration management plan. The plan should ensure identification, traceability and control of the descriptions of the system elements, interfaces and architectures considered in the FS, as well as associated documentation. The plan should show how the study database must be controlled and updated. The plan should follow NATO STANAG 4159, “NATO Materiel Configuration Management Policy and Procedures for Multi-National Joint Projects” (1992), as a guideline. The plan should also ensure that the description of the system configuration being simulated or analysed can be precisely identified, as well as any system or technology improvements considered, with respect to an identified baseline configuration.

4.5.6 Study Risk Register

The team should also identify and assess the technical and schedule risks concerned with the successful completion of the FS. The list of risks identified should be maintained in a study risk register, which shows the probability of occurrence of each risk and its impact on the FS. The register should include the risk mitigation activity for each risk and the expected improvements to time and performance. The study risk register should be regularly maintained, should be available to the assessment team by arrangement, and should be presented at each progress meeting. The Generic Risk Register (GRR) developed during the SAS-026 efforts (Chapter 10) is recommended.

4.5.7 Quality Assurance Plan

The team should create and maintain a quality assurance plan. The plan should declare all relevant quality standards and procedures that are to be applied in the course of the study, and should describe the quality organisation to be used, including the principal quality officers and their lines of authority. The policy and requirements for quality assurance in NATO are given in the following documents, which should be used as guidelines:

STANAG 4107, “Mutual Acceptance of Government Quality Assurance and Usage of the Allied Quality Assurance Publications (AQAPs)”, 6th Edition (March 1998).

AQAP 100, “General Guidance on NATO Quality Assurance”, 2nd Edition (March 1995) or equivalent/comparable national standards.

4.5.8 The Security Plan

The team should create and maintain a security plan. This plan should contain the approach to the utilisation, storage, publication, dissemination, and control of classified and unclassified materials.

4.5.9 Review Plan

The team should create and maintain a review plan. For every critical phase of the study, preferably marked by respective milestones, reviews of the study have to be planned and executed. Participants should go beyond the members of the study team to include peer reviews. The review results should be documented.

4.5.10 Plan of Deliverables

The team should also create and maintain a plan of deliverables for each phase of the study. This includes what is to be delivered, when it is to be delivered, to whom, in what form and format, and how many copies.

4.6 CHAPTER 4 ACRONYMS

C2	Command and Control
DCEP	Data Collection/Engineering Plan
EEA	Essential Elements of Analysis
FS	Feasibility Study
GRR	Generic Risk Register
MoM	Measures of Merit
OA	Operations Analysis
SMP	Study Management Plan
WBS	Work Breakdown Structure

4.7 CHAPTER 4 REFERENCES

With most textbooks, the bulk of the text is concerned with teaching about the available tools, not with how to use them as an ensemble. Each of the following references provides some information concerning solution strategies.

Cleman, R.T. (1990). *Making Hard Decisions: An Introduction to Decision Analysis*. Pacific Grove, CA: Duxbury Press.

Gass, S.I., & Harris, C.M. (Eds.), *Encyclopedia of Operations Research and Management Science* (2nd ed.). New York: Kluwer Academic.

Hartley, D.S., III. (1996). *Operations Other Than War: Requirements for Analysis Tools Research Report* (K/DSRD-2098). Oak Ridge, TN: Lockheed Martin Energy Systems. Available from <http://www.msosa.dmsomil/ootw.html>.

Hartley, D.S., III. (2001). Military Operations Other Than War. In S.I. Gass & C.M. Harris (Eds.), *Encyclopedia of Operations Research and Management Science* (2nd ed.). New York: Kluwer Academic.

Hillier, F.S., & Lieberman, G.J. (1990). *Introduction to Operations Research* (5th ed.). New York: McGraw-Hill.

Hoeber, F.P. (Ed.). (1981). *Military Applications of Modelling: Selected Case Studies*. Alexandria, VA: Military Operations Research Society.

Hughes, W.P., Jr. (Ed.). (1989). *Military Modelling* (2nd ed.). Alexandria, VA: Military Operations Research Society.

Jaiswal, N.K. (1997). *Military Operations Research: Quantitative Decisionmaking*. New York: Kluwer Academic.

Olae, N.-G., Roy, J., & Wetter, M. (2000). *Performance Drivers – A Practical Guide to Using the Balanced Scorecard* (ISBN 0-471-49542-5). New York: John Wiley & Sons.

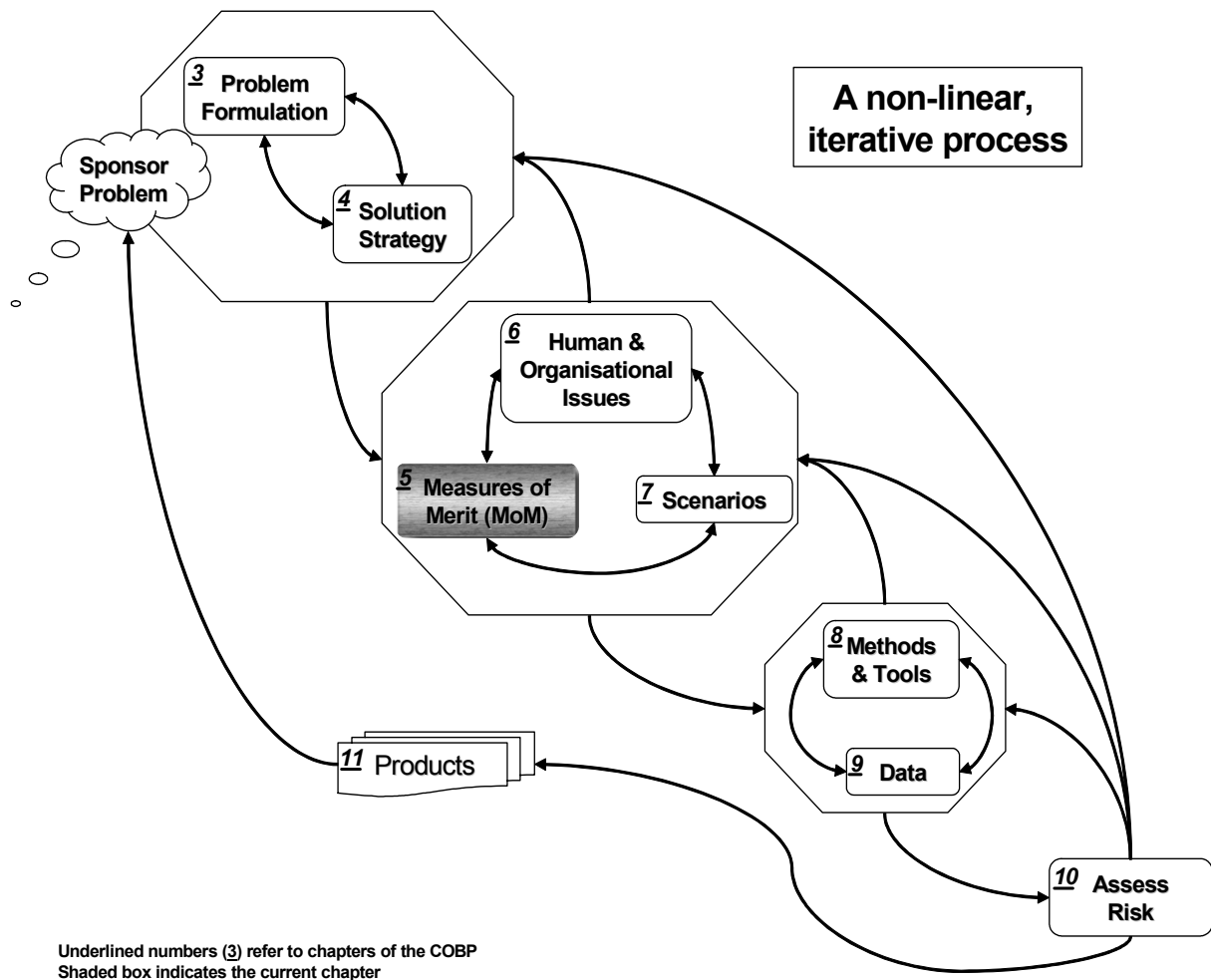
SOLUTION STRATEGIES

Quade, E.S. (Ed). (2000). *Analysis for Military Decisions*. Alexandria, VA: Military Operations Research Society.

Rosenhead, J. (2001). Problem Structuring Methods. In S.I. Gass & C.M. Harris (Eds.), *Encyclopedia of Operations Research and Management Science* (2nd ed.). New York: Kluwer Academic.

Wagner, H.M. (1975). *Principles of Management Science* (2nd ed.). Upper Saddle River, New Jersey: Prentice-Hall.

Chapter 5 – MEASURES OF MERIT



“It’s best to know what you are looking for, before you look for it.” –Winnie the Pooh, from A.A. Milne.

In order to understand the impact of Command and Control (C2), it is necessary not only to analyse and measure the effect of C2 on military operations, but also the effects on the components of the constituent systems. No single measure or methodology exists that satisfactorily assesses the overall effectiveness of C2. Therefore, a multi-faceted and sometimes multi-phased approach is necessary. The benefits of C2 should be evaluated through their impact on the fulfilment of the military and policy objectives, and the impact of C2 should be measured in terms of specific qualities that are relevant to these objectives. A set of scenarios provides the contexts in which Measures of Merit (MoM) are determined.

MoM Challenges

During the last two decades, many new automated C2 systems have been developed and fielded. However, the determination of both the performance and the effectiveness of these systems has proven to be a complex problem. Recognising this, the Military Operations Research Society (MORS) has sponsored several workshops on MoM since 1985. The workshops have led to the development of an analysis framework, Modular Command and Control Evaluation Structure (MCES), for the measurement of

MEASURES OF MERIT

performance and effectiveness within a conceptual model for C2. Based on the MORS workshops, the US Army's Training & Doctrine Command Analysis Center (TRAC) developed the C2 Measures of Effectiveness (MoE) Handbook in 1990. This document and the measurement tools developed for the Headquarters Effectiveness Assessment System (HEAT) and the Army Command and Control Evaluation System (ACCES) represented the then established best practices.

The AC/243 Panel 7 Ad Hoc Working Group (AHWG) on the Impact of Command, Control, Communications & Intelligence (C3I) on the Battlefield acknowledged that the specification of measures of effectiveness is difficult. The 1992 final report recommended that a hierarchy of measures be established as an important step in understanding overall system effectiveness, and that systems be analysed at different levels of detail. The types of measures were grouped relating to C2 system performance, force/commander effectiveness, and battle outcome. To quote from the final report, "Measures ... are often inadequate and too model or scenario specific. In addition, they have often been generated in ad hoc ways, suggesting a lack of formal analysis in their development." Since then, RSG-19, SAS-002 and SAS-026 have canvassed the field, and have brought together the best ideas and practices in order to support MoM development and applications within C2 assessment¹. This version of the Code of Best Practise (COBP) extends this thinking and includes the Operations Other Than War (OOTW) domain.

Definitions

It has been recognised that a single definition for measures of performance (MoP) and effectiveness (MoE) does not exist. MoM is recommended as a generic term to encompass different classes of measures. The measures are defined in hierarchical levels related to each other, each in terms of its own boundary. From the conceptual viewpoint, it is important to keep in mind the level of analysis and the context in which the measurements are made.

Within the MCES framework, MORS has developed a four-level hierarchy of measures from high-level force effectiveness to low-level rudimentary measures of physical entities, which were adopted by RSG-19. In the context of OOTW, a fifth level is added, Measures of Policy Effectiveness (MoPE), to characterise the contribution of military actions to broader policy and societal outcomes. For OOTW, political factors are paramount and considerations such as media coverage, local regional stability, and sustainment of community societal standards must be taken into account. Military missions may not directly achieve policy objectives, although they often strive to provide an environment more conducive to these objectives. However, MoE of military tasks should quantify performance against military missions, not the overall political aspirations.

The Code of Best Practice has adopted the following five levels of MoM:

- Measures of Policy Effectiveness (MoPE), which focus on policy and societal outcomes;
- Measures of Force Effectiveness (MoFE), which focus on how a force performs its mission or the degree to which it meets its objectives;
- Measures of C2 Effectiveness (MoCE), which focus on the impact of C2 systems within the operational context;
- Measures of Performance (MoP), which focus on internal system structure, characteristics and behaviour; and
- Dimensional Parameters (DP), which focus on the properties or characteristics inherent in the physical C2 systems.

¹ The following reports can be ordered from <http://www.rta.nato.int>, RTO-MP-029 AC/323(SAS)TP/9. Workshop on C3I Modelling (April 1999), RTO-MP-038 AC/323 (SAS) TP/12 Modelling and Analysis of Command and Control (June 1999), RTO-TR-9 AC/323 (SAS) TP/4 COBP on Command and Control (March 1999).

Figure 5.1 emphasises the diminishing impact of a particular MoM as the circle widens.

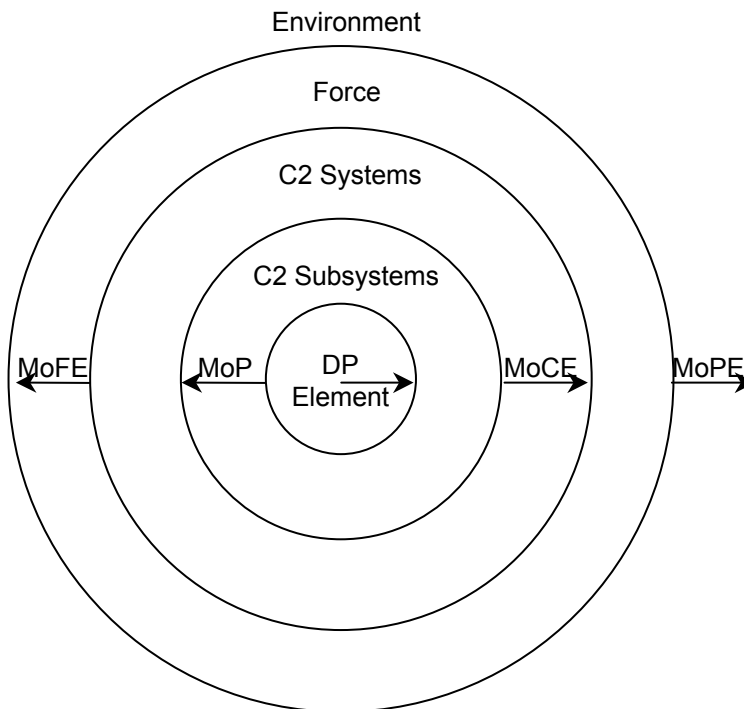


Figure 5.1: Relationships of Measures of Merit.

5.1 MEASUREMENT OBJECTIVES

The important issues raised by decisionmakers require a sense of the degree to which C2 performance may improve force and policy effectiveness. Therefore, C2 assessments are often called upon to provide convincing evidence of the expected improvements in mission effectiveness that can be attributed to improved C2. The ideal approach may be to define a single measure that reflects the military and political objectives of the missions under consideration. However, the determination of such a measure is generally not feasible, although not necessarily impossible for particular classes. In most decisionmaking problems, it is necessary to define several measures that together provide the necessary insights. A major reason for this is that a single measure may not provide sufficient scope and/or detail to analyse the impact of specific C2 elements, particularly second and third order effects or unintended consequences. Many analyses are conducted precisely in order to enable trade-off between important equities which can only be seen if a set of MoM is generated for analysis. The set of MoM selected must be comprehensive to ensure that all factors are considered.

MoM are used to compare different options on equal terms, and serve a wide range of purposes, including:

- Establishing a standard or expectation of performance (for new requirements);
- Establishing the bounds of performance of a system as well as the effects of imposed constraints;
- Comparing and selecting alternative systems that may be very dissimilar but are designed to achieve a similar purpose;
- Assessing the utilisation of a system in new or unexpected application domains or missions;

MEASURES OF MERIT

- Identifying potential weaknesses in specific areas of an organisation or system (areas of high error potential or high user workload);
- Analysing the impacts of organisational changes;
- Analysing training effectiveness;
- Determining the most cost-effective approaches to achieve desired objectives;
- Comparing a replacement system, or components of a system, against predecessors or competitors;
- Assisting in generating and validating requirements and deriving specific C2 requirements from broad statements of objectives;
- Evaluating the effectiveness of human decisionmaking in the C2 cycle;
- Determining the degree of mission success; and
- Determining the return to normality in OOTW.

5.2 RELATIONSHIPS AMONG MoM

The development of an operational definition of the measure, the development of instruments, the application of the instruments to collect of appropriate data, and the establishment of relationships among a group of MoM vary in difficulty, effort, cost, precision, generalisability and other characteristics. These differences are often related to the type(s) of MoM involved and the domain in which the measurement needs to take place.

C2 Assessments involve measurement of variables that exist in the physical, information, and cognitive domains². In general, the development of operational definitions, instrumentation and data collection for variables to be measured in the physical and information domains are more straight forward and require less effort and expense than dealing with variables that are measured in the cognitive domain. Furthermore, the former can be measured more “precisely”, are easier to comprehend, and are less subject to interpretation than the latter.

In general, DP, MoP related to systems, and MoFE tend to be measured in the physical domain (e.g. bandwidth, computing capacities, time to accomplish a task, force exchange ratios) while MoP related to measures of C2 effectiveness (quality of awareness, shared awareness, and trust) and MoPF (will of an adversary, public opinion) tend to be measured in the cognitive domain.

As one goes up the hierarchy of MoM, the measures tend to become more context, task, or mission specific. For example, the performance characteristics of systems (DP) apply to systems in general but MoFE are usually limited to a set of tasks or missions. MoFE for combat are very different from MoFE for various OOTW. If done well measures of C2 effectiveness will be scenario independent so one can compare C2 effectiveness across a range of missions and circumstances.

Except for DP any of the MoM can be either an independent or dependant variable in a given assessment with any of the independent variables being either “controllable” or not. The difficulty in establishing relationships among the MoM varies as a function of the level of the independent variable.

The Assessment Team should recognise and plan for the difficulties associated with using various MoM and should avoid substituting easier to deal with but less relevant MoM. It is always better to try to

² David S. Alberts, John J. Garstka, Richard E. Hayes, and David A. Signori, *Understanding Information Age Warfare* (Washington, DC: CCRP Publication Series, August 2001).

measure (estimate, approximate) MoM that reflect first order effects than to precisely measure MoM that do not adequately reflect key aspects of the problem.

5.3 MEASURING MOM

This section outlines measurement theory concepts that apply to ensure that the right measuring instruments are selected and applied correctly. By definition, measurement is the assignment of values to observation units that express properties of the units. Four levels of measures relate numbers to properties of interest: nominal (e.g. artillery vs. infantry), rank or ordinal (e.g. worst to best), relative or interval value (e.g. change in temperature), and absolute value or ratio (e.g. 2 kilobits per second). Analysts must ensure that the specific MoM adopted are at the appropriate levels of measurement.

The key properties for quality assurance are reliability and validity. Other significant properties include practical issues, such as the effort required to collect appropriate data and the convenience of measurement (e.g. whether the collection process itself interferes with the conduct of an exercise or experiment). Ideally, measurements should be easy to capture and easy to apply. There are clearly trade-offs to be made between MoM that may closely track the property of interest and that are costly and/or difficult to measure and those that are less strongly related to the property of interest but that are easier to measure. The effort required for collection bears no direct relationship with validity, but reliability may be related to cost. Reliable measurements require repeated observations and appropriate sample sizes. Reliability represents accuracy and consistency. A cost-effective measurement plan provides enough data for useful and definitive conclusions. However, cost and/or convenience of measurement may be an overriding factor in system evaluation.

Failure to take validity and reliability into account raises the risk of generating false conclusions. Validity and reliability are not absolutes, but matters of degree. Validity is the degree to which a measure characterises the attribute of interest and only that attribute. Complex concepts often require multiple measures to provide valid information. In order to make a valid link between the performance of a system as a whole against performance of its components, the measures must correspond to critical tasks. Reliability represents accuracy and repeatability. A measure may be reliable but not valid, or it may be valid but not reliable.

5.3.1 Validity

The properties of validity may be categorised into five types: internal, construct, statistical, external, and expert:

- Internal validity is defined as the establishment of causal relationships between variables of interest. This is necessary to accept a hypothesis that a given measure is responsible for a specific effect on another measure;
- Construct (also referred to as content) validity means that the target objects, and only the target objects, are measured;
- Statistical validity implies that sufficient sensitivity is involved in order to determine relationships between independent and dependent variables. Statistical tests control two types of errors in measurement. Type I, or alpha, is the probability of rejecting a claimed hypothesis that is true, Type II, or beta, is the probability of accepting an hypothesis that is not true;
- External validity implies that the results may be extended to other populations or environments; and
- Expert validity refers to the degree to which measures are accepted by those knowledgeable in the field.

A MoM should meet the validity-related criteria outlined in Table 5.1.

Table 5.1: Validity Criteria of Measures

Validity Criterion	Definition
Mission Oriented	Relates to force/system mission
Realistic	Relates realistically to the C2 system and associated uncertainties
Appropriate	Relates to acceptable standards and analysis objectives
Inclusive	Reflects those standards required by the analysis objectives
Discriminatory	Able to distinguish measurement parameters
Meaningful	Accepted by subject matter experts
Simple	Easily understood by users
Relevant	Target objects, and only the target objects, are measured
Generalisable	Extent to which results may be extended to other populations or environments

5.3.2 Reliability

Reliability involves the expectation of errors associated with measurements. It is defined as the accuracy of a measurement, as reflected in the variance of repeated measurements of the same phenomenon. The key principles of reliability are consistency (repeatability) and accuracy. The variance associated with measurement must be known or estimated to interpret results and to discriminate between real effects and measurement effects.

The reliability-related criteria that MoM should meet are outlined in Table 5.2. Additional criteria that have proven usual in the past are outlined in Table 5.3.

Table 5.2: Reliability Criteria of Measures

Reliability Criterion	Definition
Discriminatory	Identifies real differences between alternatives
Measurable/Observable	Available for measurement
Quantitative	Can be assigned values, numbers, or ranks
Objective	Defined or derived, independent of subjective opinion
Sensitive	Able to ascertain changes in system variables
Consistent	Same results are obtained on repetition

Table 5.3: Other Useful Criteria

Criterion	Definition
Timeliness	Sampling rate adequate to detect changes
Adaptability	Sufficient within available resources
Flexibility	Capability across a range of anticipated situations
Robustness	Capability across a range of unanticipated situations

5.4 PRACTICAL MoM ISSUES

The assessment of C2 requires the application of a framework to yield values for appropriate MoM. Analyses of C2 systems and processes often reveal a complex hierarchical composition. A structured resolution/functional decomposition approach may be related to the organisational structure to yield performance measures for the organisation as a whole, individual components within the organisation, and specific tasks within the organisational cells.

If the analyst assumes that C2 effectiveness is positively correlated with overall military unit effectiveness, MoM could be obtained by addressing the outcomes or products of such unit activities. Goal-level evaluation attempts to define the ability of the specific military formation to make the system state match the goal (directive) provided by the superior headquarters. These are measures of force effectiveness. The degree to which the system state matches the desired goal states indicates a level of effectiveness. Alternatively, C2 effectiveness may be viewed as dependent on the functional processes of the C2 system, with measures obtained mainly at the task level.

A C2 assessment framework encompasses several factors that must be considered iteratively, as discussed in the introductory chapter. Typical factors important for the identification and selection of MoM include the:

- Assessment configuration, e.g., storyboard, testbed, constructive simulation, field trial;
- Assessment goal or purpose;
- Context, assumptions, and constraints;
- Scenarios or stimuli;
- Collection means, e.g., subject matter experts, automatic data logging;
- Analysis plan; and
- Interpretation of results.

5.4.1 Categories of Measures

A common thread in the approaches for C2 assessment is the functional decomposition of the C2 cycle. C2 effectiveness depends upon the functional processes of the C2 system, and the evaluation of functions may be determined by data measured at the task level.

The evaluation of tasks provides the most detailed insight into C2 activities. The primary measures are expressed in terms of time consumed and accuracy. Task analysis must be performed prior to evaluation, with the identification of task definition and the critical elements for successful task completion.

MEASURES OF MERIT

Measures of a C2 system's behaviour may thus be reduced to measures based on time, accuracy, or a combination which may be interdependent. Time based measures are quantitative, while accuracy measures may be quantitative or qualitative.

For C2 tasks, time-based metrics include the:

- Time taken to react to an event (time to notice process and act upon new information);
- Time to perform a task (time to make decision);
- Time horizon for future for predictive analysis; and
- Rate of performing tasks (tempo).

Metrics for accuracy include:

- Precision of the observed system(s) performance;
- Reliability of the observed system(s) performance;
- Completeness (known unknowns, unknown unknowns);
- Errors (alpha, beta, omission, transposition, severity); and
- Quality of information produced.

Some accuracy measures may be calculated in units of time, e.g., the time taken to detect an error. Quality of decisions is difficult to evaluate objectively, except by focusing on outcomes. The processes involved may have to be examined to obtain objective measures, or subject matter experts may be consulted to make an evaluation. Accuracy of information implies both the accuracy of the data and the accuracy of the interpretation of the data.

Time based and accuracy measures often bear an inverse relationship, implying a trade-off between speed of performance and accuracy of performance. Speed of performance must be specified in terms of minimum desired accuracy or completeness, and accuracy measurements in terms of time available. Therefore, the specification of thresholds or standards for metrics must be referenced in terms of imposed constraints.

Examples of time and accuracy based measures are compiled in Table 5.4. Table 5.5 provides some additional examples, specifically MoP and MoCE.

Table 5.4: Examples of Time and Accuracy-Based Measures

Measure	Example
Time-Based	
Time to perform fixed or sequence of tasks	Planning tasks
Time to perform a variable task	Developing and selecting options or courses of action
Time to recognise or respond to an event	Response to a critical enemy contact
Time to achieve a target state	Tactical objective
Percentage of time on target	Data bases up to date
Number of events in queue	Messages pending action
Timeliness of responses	Fire plan schedule

Table 5.4: Examples of Time and Accuracy-Based Measures (cont'd)

Measure	Example
Accuracy-Based	
Accuracy or precision of performance of tasks	Information on maps, data bases
Sensitivity of detecting system events	Recognition of events requiring change in plans
Probability of making errors	Errors in fire plan target schedules
Time to recognise existence of error	Necessity for plan alteration
Time to recover from error	Time to redo part of plan
Knowledge of current system status	Comprehension of battle situation
Quality of decisionmaking	Quality of tactical plan

Table 5.5: Examples of MoPs and MoCEs

MoPs Technical Services Attributes – Hardware and Software	
Availability	Functional capabilities available to users
Survivability	Ability to survive partial destruction of system
Robustness/Endurance	Ability to adapt to environment
Maintainability	Ease of repair or replacement during operation
Computation Capacity	Acceptable response times to users
Portability	Ability to operate on different platforms
Mobility	Ability to move with operational units
MoPs Technical Services – Applications Attributes	
Interoperability	Communications with other C2 systems
Security	Confidentiality and integrity of data
Confidentiality	Information protected at appropriate level
Integrity	Required for confidence of data
Customisability	Ability to customise parameters to actual activities
Quantity of Information	Provide all information required by user
Bandwidth	Ability to support multi-media
MoCEs User Effectiveness – Information Quality	
Selectivity	Ability to provide required information in required amount
Accuracy	The extent to which true values are approached
Comprehension	Facilitate understanding of situation

Table 5.5: Examples of MoPs and MoCEs (cont'd)

MoCEs User Effectiveness – Time Related	
Response time	Response to requests within established times
Timeliness	Information available at appropriate time
Ease of use	Ease of access to information
Training time	Time to train users
Decision response time	Time available to commanders

5.4.2 Example Headquarters C2 MoM

C2 measures may also be divided into sets corresponding to the sequential steps of the C2 cycle. These include:

- Monitoring and understanding: information transmission, values, times, effect, comprehension;
- Planning: information exchange, co-ordination, impact, flexibility, process quality; and
- Directing and disseminating.

The MoM for C2 can also be focused on four levels: a network of headquarters, a single headquarters, the individual cells within the headquarters, and performance of specific tasks within the cells.

5.4.3 OOTW MoM

While national NATO policies require that military forces be prepared for high intensity conflict, forces have been increasingly involved in low-intensity conflicts and C2 analyses for OOTW are therefore becoming important. OOTW include force deployment to create or maintain conditions for a political solution in order to avoid escalation into hostilities. Threats to international and national security may also unfold from natural disasters, terrorism organised crime, civil unrest, migration, or other territorial intrusions. Most OOTW are inherently joint or combined operations.

While the determination of MoM has been stated as difficult to obtain, OOTW offer even greater challenge for MoM. Traditional MoFE such as loss exchange ratios, combat effectiveness, or duration of the campaign are rarely applicable to OOTW. In such operations, military forces may play important roles but political concerns may limit the scope of imposable solutions. Public and political pressures may result in shifts in the selection of criteria for MoM e.g., more emphasis may be placed on personnel casualties and less on equipment losses.

5.4.4 OOTW MoPE

While MoFE and MoCE provide measures of success for military operations, MoPE measure the degree of attaining political objectives. In some cases, such as humanitarian assistance or nation building MoPE may measure the degree of improvement in the quality of life of the populace.

MoFE usually were the highest MoM used within the analysis of Article V missions³ assuming that effectiveness is directly related to the higher level MOPE such as “winning the war”. However, such an assumption may not always apply to OOTW. For example, military actions that would be highly effective in accomplishing mission objectives in war might be quite counterproductive in OOTW. In fact, the value

³ Article V of the North Atlantic Treaty, which deals with classic military attacks on members.

of military actions in OOTW is not so much a question of physical effects, but rather how military actions and their physical effects are perceived by the various actors and the population in the theatre, how the military actors interpret the behaviour of the other actors and the critical mission task conditions such as, for example, political interest and media attention.

McCafferty and Lea developed low-level military-related measures (MoCE) to cover OOTW (McCafferty and Lea, 1997). The MoM, which are classified as MoCE, include the:

- Time between the arrival of friendly forces in the area and their deployment;
- Time between deployment of friendly forces and contact with adversary forces;
- Length of time adversary forces were under observation without posing a threat to friendly forces;
- Length of time friendly forces are in potential danger (i.e. adversary forces have the opportunity to fire on friendly forces); and
- Time horizon of friendly C2 processes (how far into the future they are focused).

Mobility may be important for OOTW, as well as sustainability and self-sufficiency in theatre, with the implication of emphasising measures of reliability and maintainability. Moreover, the perception of the capabilities of deployed forces acts as deterrence or coercion on the parties in conflict.

Some examples identified by McCafferty and Lea are:

- Opportunities to employ forces, which reflects the range of military capabilities available;
- Strategic deployment, which is related to deploying and recovering the right force to theatre efficiently and in time;
- Endurance, to maintain an effective force in theatre for an extended time;
- Mission objectives, to measure the success of achieving military objectives in OOTW; and
- Successful termination, to deal with progress to the desired end state (the criteria may be political and thus not measured by military activities).

One class of effectiveness indicators in OOTW is provided by transition measures, which focus on the progress in the transfer of responsibilities to the follow-on military force or civil agency. Transition measures focus on the degree that follow-on organisations assume tasks and responsibilities.

Progress toward success may be tracked by normality indicators, which are indirect measures of the effects of military involvement in OOTW, although causal relationships are difficult to prove (Lambert, 2000). These MoPE may be obtained by evaluating the extent to which conditions have been restored.

Normality indicators measure the level of improvement in the quality of life of the general population, and may be defined as “relative measures of the state of normalcy characterising an element of the civil environment, through data collected on a regular basis and assessed to have the frequency, quantity, consistency and coverage required to make a useful objective assessment of the changes occurring in the civilian populace.” (Department of National Defence, Canada, 1999). Normality indicators can be grouped in categories and adapted to meet the changing requirements: political, socio-economic levels of development, cultural, legal and technological.

Table 5.6: Normality Indicators

Criterion	Examples
Political	Elections, political participation
Economic	Unemployment, interest rates, and market baskets
Social	Number of students in schools, number of refugees
Technological	Telephone system availability
Legal	Judicial system functioning
Environmental	Roads, water supply, power supply
Cultural	Sports events, concerts

Limitations of normality indicators include:

- Inexperienced personnel available for data collection and analysis. A mix of inexperienced civil and military personnel are often assigned to collect data in fields foreign to them; training may be necessary to assure reliable and valid data;
- Temporary effect due to military presence for data collection. The mere presence of military personnel collecting data may affect normality measurements;
- Difficulties in obtaining valid and reliable data calibrated against baselines. It may be difficult to establish the threshold for “normality” if archive data is not available;
- Extrapolation in space and time from a specific locality. It may be inappropriate to extrapolate civil progress to an entire region. Sampling is important;
- Limited resources and constraints for collection and analysis. Data must be collected consistently but may be occasionally unobtainable due to physical inaccessibility or lack of personnel;
- A “snapshot” which may not provide trends if infrequently obtained. Trend analysis requires sufficient data and sampling rates; and
- During OOTWs, the relevant MoM may change over time, particularly the lower level MoCE and MoP. For example, during the earliest phases of NATO operations in Bosnia, tracking weapon systems and knowing how many of them were in cantonments was a major MoM. Once the forces were separated and most weapon systems under control, emphasis shifted to the disruptive activities such as road blocks and ethnic harassment. As these behaviours became less frequent, NATO’s emphasis shifted to normality indicators.

5.4.5 MoM Hierarchies: Some Examples

Modular Command and Control Evaluation System

Evaluation of C2 effectiveness requires a comprehensive approach for the preparation of the evaluation process, the collection of data, and its interpretation. MCES addresses both the managerial and analytical aspects of evaluation and was originally developed for the systematic comparison of C2 systems. The objective of MCES is to guide analysts in the identification of appropriate measures for estimating the effects of C2 on combat.

MCES prescribes a process of measurement, but does not identify either a measurement system or a set of measures. Similarly, while calling for the collection of data, MCES does not provide details on how data

are to be collected. MCES does provide guidance on how good measures and good collection procedures are characterised, but leave the details of the measurement, data collection, and analysis plans to the analyst.

MCES considers C2 as consisting of three components:

- Physical entities (equipment, software, people);
- Structure (interrelationships of entities); and
- Processes (C2 functions).

The boundary of a C2 system here is defined as a delineation between the system studied and the environment. The US Army's Training and Doctrine Command (TRADOC) C2 MoCE Handbook adds mission objective as the top layer of the hierarchy of C2 components.

MCES focuses on measures as opposed to models, but includes the cybernetic loop model of generic C2. It consists of seven procedural steps.

HEAT

While originally developed for theatre-level combat applications, the HEAT system has proven robust. For example, it has been used to assess US Department of State crisis task force performance, military operations in Grenada, Panama, and Haiti, and several exercises focused on peacekeeping and humanitarian assistance missions. The underlying C2 process of monitoring, understanding, and developing alternative actions; predicting the consequences of each alternative for each possible future under consideration, decision; developing and promulgation of plans and directives and requests for support; seeking information; making reports; and responding to inquiries are all relevant across the ranges of OOTW missions. HEAT has been modified since 2000 to include measure of the quality of collaboration, which is often a key process in OOTW.

ACCES

ACCES is a derivation of HEAT, which was developed primarily for joint theatre-level operations. ACCES reorganised HEAT concepts into army doctrinal language and doctrine, but shares the same philosophy. ACCES has been applied to numerous division and corps command centre assessments. It represents a comprehensive set of practical and objective performance measures for C2 activities. The primary focus of ACCES is the overall performance of a command centre or network of command centres, at various stages of the C2 process, from the collection of data to the conversion of data to intelligence to the implementation of plans and directives. The underlying approach to ACCES is that C2 comprises interdependent sub-processes which can be observed and measured. ACCES considers C2 as an adaptive control process, where information collected from the outside is processed internally to generate plans that may be adapted to reflect new information. ACCES takes the view that the overall effectiveness of a command centre can be judged by the viability of its plans. A good plan is one that can be executed without the need for modification beyond the contingencies stated in the plan and that remains in effect throughout its intended life.

Multi-Attribute Utility Theory (MAUT)

MAUT is similar to ACCES in the sense that both use functional decomposition and function-specific evaluation metrics. The major differences are that MAUT can be used with any set of metrics (including those from ACCES), which must be specified by the analyst. MAUT assigns weights to the MoM at each level of the MoM hierarchy and utility values or scores at the lowest level. MAUT then aggregates upwards the weighted scores to provide composite scores of effectiveness. MAUT, if properly

used with appropriate application of judgmental weights, will allow integrated analyses based on multiple MoM. While this is often satisfying to decisionmakers (it provides a single index of quality), analysis should always monitor the components of such indices as they may provide insight into strength and weaknesses of the C2 system. For example, many OOTW C2 problems involve a variety of objective functions and trade-offs. MAUT results should always be assessed by sensitivity analyses.

Many applications of MAUT assume additive composition of MoM. However, this is a very restrictive assumption that needs to be validated in each case. In addition MoM may interact suggesting that the aggregation of MoM is at partly multiplicative (Keeny and Raiffa, 1976; Sarin, 2000).

Collaboration C2 Metrics

The following collaboration metrics have evolved out of work done by Evidence Based Research, Inc. for the United States Office of Naval Research. These collaboration metrics focus on individual and team cognitive/awareness, team behaviour, and team products. Individual cognitive metrics measure collaboration, team members' understandings about their mission and their team, and team cognitive metrics apply the individual cognitive metrics to quantify the level of awareness in a team. There are four classes of these metrics:

- Averages of the understanding among team members;
- Extent of alignment of these understandings;
- Maximum level of understanding anywhere within the team; and
- Presence of gaps in understanding throughout the entire team.

Team behaviour metrics measure the key behaviours indicative of effective teams. These behaviours include smooth and efficient synchronisation, efficient information exchange, adaptability, effective workload distribution, and team member engagement. Team product metrics measure product quality and team efficiency and are the bottom-line "proof of the pudding" metrics, applicable whether a team or a single individual produces the product.

Other metrics under consideration are: task performance, workload, level of engagement (buy-in), synchronisation, information needs workload and handling, workload awareness and handling, and problem awareness and handling.

5.5 OTHER CONSIDERATIONS IN THE SELECTION AND INTERPRETATION OF MoM

5.5.1 Effects of Uncertainty

In order to state a level of confidence in the interpretation of MoM, the underlying assumptions must be clearly stated and uncertainties recognised. Uncertainties manifest themselves in several ways that may affect MoM. They may be grouped as follows:

Study assumptions – (uncertainties in the scenario, model input);

- Relevance to the purpose of the evaluation, uncertainties in the military objective, knowledge of enemy concept of operations, intentions, capabilities, weapon performance, uncertainties in terrain data, etc.

Modelling assumptions – (uncertainties in the model, structural uncertainty); and

- Human performance, parameters, objects, attributes, processes, effects of constraints, effects of aggregation and de-aggregation, deterministic (usually high hierarchical level but low resolution) versus stochastic models, especially in OOTWs; and
- Uncertainties about the implications of value changes in lower-level MoM with respect to the values of higher-level MoM (e.g. increases in arrest rates at late stages of an OOTW may be negative, while increases in arrest rates at early stages may be positive).

Model sensitivity – (uncertainties in the outcome)

- Hypersensitivity to input variations, (instability or chaos theory), effects of model non-linearities and non-monotonic behaviour (effects of thresholds), decisionmaking for local versus global optimisations, etc.; and
- Sensitivity analysis may be applied to identify uncertainty. By varying the assumptions and input data within the plausible ranges, excursions in the analysis verified by the subject matter experts provide insight into the effects of uncertainty.

5.5.2 Impact of Technological Changes

The rapid pace of technological change involving information systems is causing major changes in the way C2 is perceived and executed, leading to potential changes in the way war fighting commands are organised. For example, the last decade has seen the emergence of collaborative technologies, which enable new ways to command and control military forces and for them to interface with other actors. To keep pace with and to evaluate the impacts of these changes, the nature of these changes and impacts need to be understood so that the appropriate MoM can be developed.

One approach to doing this postulates those differences likely to occur between today's C2 and future C2, and then describes an evaluation methodology, including MoM, to measure the impact of the changes. Other approaches are Social Construction of Technology (SCOT) (Bijker, 1989), Socio-Technical Networks (Elzen, Enserink and Smit, 1996) and Actor Network Theory (ANT) (Latour, 1997).

5.6 CONCLUSIONS

No single measure or methodology exists that satisfactorily assesses the overall effectiveness of C2 systems. As a minimum, the following factors must be considered in conducting an analysis of C2:

- Determine the appropriate levels of MoM hierarchy;
- Identify specific MoM which are practically obtainable;
- Specify means of collection of MoM;
- Assure the validity and reliability of measures for correct interpretation with quantifiable levels of confidence;
- Be aware that variation in measurements (e.g. due to human factors) may well cause unacceptable levels of uncertainty. Hence the analyst must pay particular attention to measurements related to the human element;
- Consider that while MoPE and MoFE may provide the most persuasive measures from the military perspective, MoCE and MoP are the most readily derivable by operations analysts; and
- Account for the principles of reliability and validity to avoid the risk of generating false conclusions.

5.6.1 Recommendations for Generation and Selection of MoM

The principal objective for MoM is to determine judgements of the degree to which C2 or changes to C2 may improve force effectiveness and to provide convincing arguments for the improvements. It is important to stress that the purpose is to assess the contributions of C2 in terms of how C2 improves the effectiveness of military missions, and not the quality of the C2 process itself. However, to arrive at these assessments and assign attribution to the C2 system, the C2 system must be included in the analysis. To achieve this objective, the following steps are required:

- The objectives for the assessment must be established and clearly stated;
- Selection of MoM should not be done in isolation from consideration of the assumptions, constraints, models, tools, scenarios, or other elements of the analytic plan and assessment process. The assumptions used in the model and/or evaluation must be stated along with their potential impact on the results;
- A detailed assessment of reliability and validity of the selected measures needs to be made in order to determine a level of confidence in measures; and
- For C2 acquisition analyses, the generation of measures should occur in parallel with the development of the system, so that as the system is being matured, developers can know the standards to which they are being held.

5.6.2 Summary of the Challenges and Issues in the Evaluation of C2

- Correlation of MoPE and MoFE with C2 process measures (e.g. battle outcome against lower-level measures) is difficult.
- Separation and linkage of the respective relationships between C2 and users, organisations and military objectives requires some effort.
- Aggregated measures (e.g. as obtained from ACCES or MAUT) have limitations in the diagnosis of C2 success or failure. A careful analysis is required to provide a comprehensive assessment of highly complex C2 systems based on a small number of summary measures of outcome and process.
- The assessment of the reliability of measures in an environment where sample sizes are small will remain difficult and may require the use of non-parametric statistics.
- The analyst must pay attention to the complex task of establishing and measuring control variables in order to achieve correlation of measures against a wide spectrum of scenarios and staff.
- Defining criteria to differentiate measures must be established.
- Verifying measurement criteria (e.g. discrimination) must be ensured.
- For the near future, collecting data to support C2 measures will remain labour intensive because C2 processes remain human intensive.
- Many of the measures for information processing concern completeness of the information. Deciding what makes information complete requires co-ordination and co-operation between the assessor and the user.
- The relationship between outcome and process may be complex because C2 is an integrated system with continuous feedback.

- The analysis of uncertainties and measures of central tendency and dispersion are both significant when examining C2 issues.
- A Command Post Exercise (CPX) is a useful venue for evaluation of C2. However, the costs involved generally preclude conducting a CPX solely to evaluate the C2 process or a C2 system. Cost control is increasingly leading to the use of laboratory and human in the loop experimentation to develop knowledge and insights.

5.6.3 Summary of the Challenges and Issues for OOTW MoM

- Cost/benefit: cost in time and effort for data collection and analysis may outweigh benefit.
- Standardisation of data collection, evaluation, and analysis with many diverse non-governmental organisations (NGOs), UN agencies, and militaries.
- Factors outside military control: other agencies, policy restrictions.
- Creation of a rich and comprehensive set of MoM to preclude reliance on a limited number of MoM as the key to success.
- Availability and consistency of information (e.g., in OOTW, a possible consequence of different factions controlling geographic areas).
- Merging of strategic, operational, and tactical domains.
- Clear recognition of roles and responsibilities of all participants.

5.7 CHAPTER 5 ACRONYMS

ACCES	Army Command and Control Evaluation System
AHWG	AC/243 Panel 7 Ad Hoc Working Group
ANT	Actor Network Theory
C2	Command and Control
C3I	Command, Control, Communications & Intelligence
COBP	Code of Best Practise
CPX	Command Post Exercise
DP	Dimensional Parameters
HEAT	Headquarters Effectiveness Assessment System
MAUT	Multi-Attribute Utility Theory
MCES	Modular Command and Control Evaluation Structure
MoCE	Measures of C2 Effectiveness
MoE	Measures of Effectiveness
MoFE	Measures of Force Effectiveness
MoM	Measures of Merit
MoP	Measures of Performance

MoPE	Measures of Policy Effectiveness
MORS	Military Operations Research Society
NGO	Non-Governmental Organisation
OOTW	Operations Other Than War
SCOT	Social Construction of Technology
TRAC	TRADOC Analysis Center
TRADOC	US Army Training & Doctrine Command

5.8 CHAPTER 5 REFERENCES

This chapter is based on the results of the SAS-002 workshop on Measures of Merit. Additional references include:

- Adelmam, L. (1992). *Evaluating Decision Support and Expert Systems*. New York: John Wiley & Sons.
- Bijker, W.E. (1990). *The Social Construction of Technology*. PhD Thesis University of Twente, Eijsden, The Netherlands.
- Bornman, L.G., Jr. (1993). *Command and Control Measures of Effectiveness Handbook (C2 MoCE handbook) (TRAC-TD-0393)*. Fort Leavenworth, KS: U.S. Army Training & Doctrine Command (TRADOC) Analysis Center.
- Brown, R.V., Kahr, A.S., & Peterson, C. (1974). *Decision Analysis: An Overview*. New York: Holt, Rinehart and Winston.
- Canadian Department of National Defence Document B-GG-005-004/AF-023. (1999). *Civil-Military Cooperation in Peace, Emergencies, Crisis and War*. Available on-line at <http://www.dnd.ca/eng/index.html>.
- Defence Systems. (1982). *Theatre Headquarters Effectiveness: Its Measurement and Relationship to Size, Structure, Functions, and Linkages; Vol. 1: Measures of Effectiveness and the Headquarters Effectiveness Assessment Tool*. McLean, VA: Author.
- Defining and Measuring Success in the New Strategic Environment* [Technical Cooperation Program Panel JSA-TP-3] Proceedings Report (1999) Ottawa, Ontario, Canada.
- Duff, J.B., Konwin, K.C., Kroening, D.W., Sovereign, M.G., & Starr, S.H. (1992). In T.J. Pawlowski (Ed.), *Command, Control, Communications, Intelligence, Electronic Warfare Measures of Effectiveness* [Final Report]. Fort Leavenworth, KS: Military Operations Research Society (MORS) Workshop.
- Elzen, B., Ensenrink, B. & Smit, W.A. (1996). *Socio-Technical Networks: How a Technology Studies Approach may Help to Solve Problems Related to Technical Change*. [Social Studies of Science, vol 26, pp. 95-141].
- Engel, R., & Townsend, M. (1991). *Division Command and Control Performance Measurement*. Toronto, Ontario, Canada: Defence and Civil Institute of Environmental Medicine (DCIEM).
- Fliss, R., Feld, R., Geisweidt, L., Kalas, W.D., Kirz, J., Layton, R., et al. (1987). *Army Command and Control Evaluation System User's Handbook (MDA903-96-C-0407)*. Ft. Leavenworth, KS: Army Research Institute for the Behavioral and Social Science.

Halpin, S.M. (1992). *Army Command and Control Evaluation System (ACCES): A Brief Description* (Working Paper LV-92-01). Ft. Leavenworth, KS: US Army Research Institute for the Behavioral and Social Sciences.

Hawkins, G. (1984). Structural Variance and Other Related Topics in the SHAPE Armour/Anti-Armour Study. In R.K. Huber (Ed.), *Systems Analysis and Modeling in Defense – Development, Trends, and Issues*. New York: Plenum Press.

Human Systems. (1993). *Survey of Evaluation Methods for Command and Control Systems*. Ontario, Canada.

The Impact of C3I on the Battlefield Panel 7 on the Defence Applications of Operational Research (AC243 Panel-7 TR/4). [North Atlantic Treaty Organisation (NATO) Unclassified Technical Report] (1994). Ad Hoc Working Group on the Impact of C3I on the Battlefield. Brussels, Belgium: NATO Defence Research Group. Available from www.nato.int.

Keeny, R.L., & Raiffa, H. (1976). *Decisions with Multiple Objectives: Preferences and Value Tradeoffs*. New York: John Wiley & Sons.

Lambert, N.J., (1998). *Operation Firm Endeavour: Campaign Monitoring; Factional Compliance and the Return to Normality in Bosnia and Herzegovina*. Operational Analysis Branch, HQ ARRC, Queens Avenue, JHQ Rheindahlen, 41179 Moenchengladbach, Germany. Also available from the British Library Document Supply Centre, Boston Spa, Wetherby, West Yorkshire, LS23 7BQ, United Kingdom, Reference DSC Shelfmark: 99/20361 and 99/20367 (Annexes).

Lambert, N.J. (1998). *Operational Analysis in the Field: The Utility of Campaign Monitoring to the Implementation Force (IFOR) Operation in Bosnia and Herzegovina 1995 – 1996*. Proceedings from Cornwallis III, Analysis for Peace Operations. (ISBN 1-896551-22-X). The Lester B. Pearson Canadian International Peacekeeping Training Centre, Cornwallis Park, PO Box 100, Clementsport, NS BOS 1E0, Canada.

Lambert, N.J. (2002). *Measuring the Success of the North Atlantic Treaty Organisation (NATO) Operation in Bosnia and Herzegovina 1995 – 2000*. European Journal of Operations Research, Special 2000 Edition.

Latour, B. (1997). Bruno Latour's Keynote Speech: On Recalling ANT. In *Actor Network and After*. Centre for Social Theory and Technology (CSTT), Department of Sociology and Social Anthropology, Keele University, United Kingdom. Available from <http://www.comp.lancs.ac.uk/sociology/stslatour1.html>.

Latour, B. (1999). On Recalling ANT. In J. Law & J. Hassard (Eds.), *Actor Network Theory and After* (pp. 15-25). Oxford, United Kingdom: Blackwell Publishers.

Leroy, D., & Hofman, D. (1996). *Criterion of Command, Control, Communications, Intelligence (C3I's) Effectiveness*. 1996 Command & Control Research & Technology Symposium Proceedings. Washington, DC: National Defense University.

McCafferty, M.C., & Lea, S.C. (1997). *Measures of Effectiveness for Operations Other Than War* (CDA/HLS/R9714/1.1). Farnborough, United Kingdom: Center for Defence Analysis.

National Research Council. (1998). *Modeling Human and Organisational Behavior – Application to Military Simulations* (ISBN 0-309-06096-6). Washington, DC: National Academy Press. Available from <http://www.nap.edu>.

MEASURES OF MERIT

Olae, N.-G., Roy, J., & Wetter, M. (2000). *Performance Drivers – A Practical Guide to Using the Balanced Scorecard* (ISBN 0-471-49542-5). New York: John Wiley & Sons.

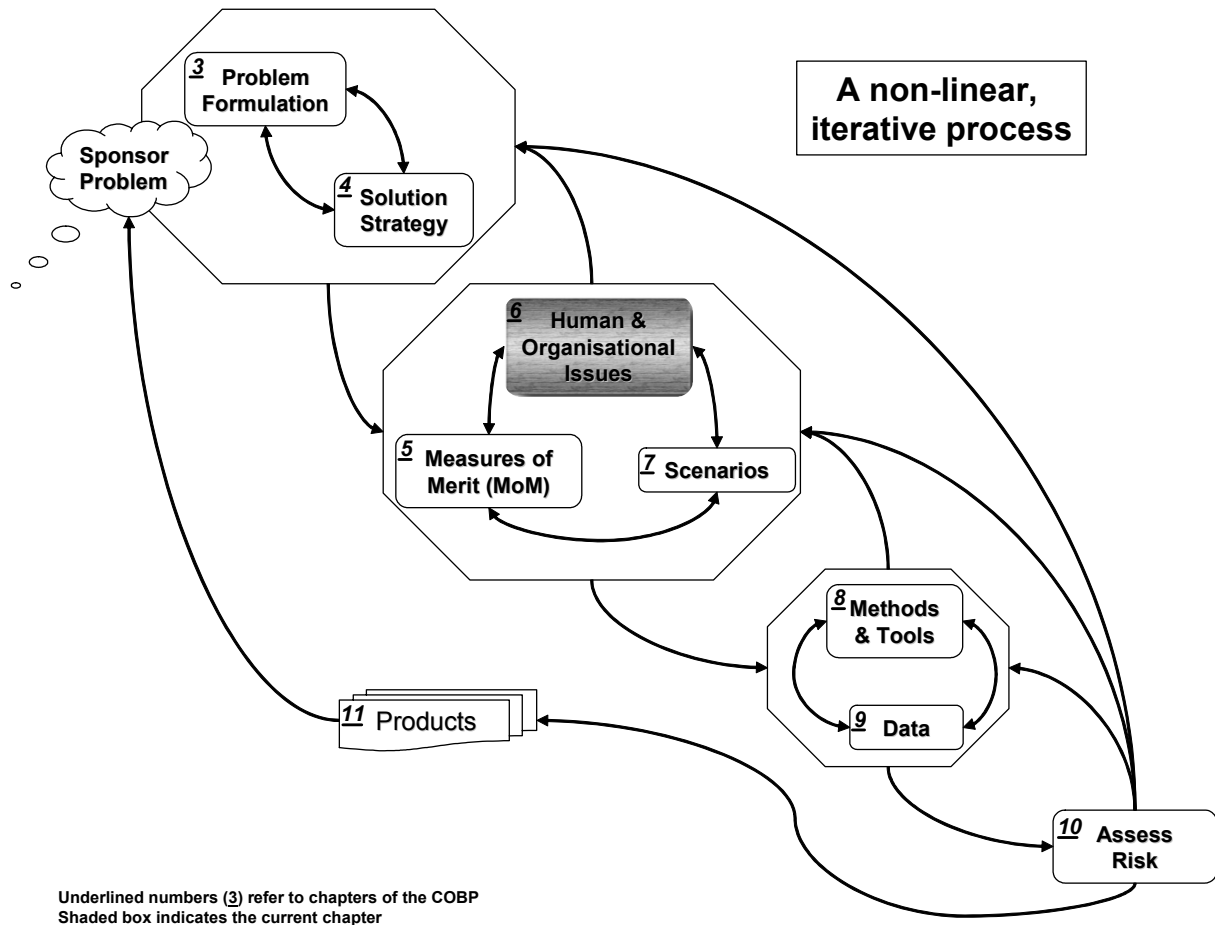
Sarin, R.K., (2001). Multi-Attribute Utility Theory. In S.I. Gass & C.M. Harris (Eds.), *Encyclopedia of Operations Research and Management Science* (Centennial ed.). Boston: Kluwer Academic.

Sovereign, M., Kemple, W., & Metzger, J. (1994). *Command, Control, Communications, Intelligence Evaluation Workshop* (C3IEW). Measures Workshop, Phalanx, United Kingdom.

Sweet, R., Metersky, M., & Sovereign, M. (1985). *Command and Control Evaluation Workshop* [Military Operations Research Society (MORS) C2 MoCE Workshop]. Monterey, CA: Naval Postgraduate School.

Tolk, A. (1995). *Zur Reduktion struktureller Varianzen* [On the Reduction of Structural Variances]. Unpublished Doctoral Dissertation, University of the Federal Armed Forces of Germany, Pro Universitate Verlag, Sinzheim.

Chapter 6 – HUMAN ORGANISATIONAL FACTORS



“If I had time . . . to study, I think that I should concentrate almost entirely on the ‘actualities of war,’ the effect of tiredness, hunger, fear, lack of sleep, weather . . . It is the actualities that make war so complicated and so difficult, and are usually neglected by historians.” –Field Marshall Archibald Wavell, 1883 – 1950, Author of Soldiers and Soldiering

6.1 IMPORTANCE OF HUMAN AND ORGANISATIONAL FACTORS

The human dimension largely distinguishes command and control (C2). Key differences between C2 analyses and traditional military operations analysis (OA) applications include the need to deal not only with military organisations, but also with distributed military teams (and organisations) under stress and their decisionmaking behaviour as well. Moreover, in operations other than war (OOTW), consideration must be paid to the behaviour of and interaction with non-military organisations, political groupings, and amorphous groups such as crowds and refugees. Thus, the formulation of the problem and the development of solution strategies cannot be completed without explicit consideration of both human and organisational issues.

The human factors of interest fall into three major categories:

- Human behaviour related to performance degradation, such as stress and fatigue, and as a consequence of social interactions among individuals and members of groups;
- Decisionmaking behaviour (cognitive questions) including the cognitive complexity of the issues and the capacities of the commanders or other decisionmakers of interest; and
- Command style.

By contrast, organisational factors deal with relationships among groups of individuals, including connectivity, roles, and organisational structures.

Since both human and organisational factors can affect C2 performance, the operations analyst must consider their impact early in the research design process and review a priori assumptions about them in an iterative manner throughout the entire analytical process. Human and organisational factors must be considered as part of structuring the problem, selecting measures of merit (MoM), defining scenarios, developing solution strategies, and selection of tools.

The first key consideration when structuring the problem is whether individual decisionmaking and behaviour of individuals or groups is important to the C2 processes under analysis. If the research question can be answered without considering differences between individual decisionmakers and groups then the additional complexity that issue introduces should be avoided. For example, in addressing a C2 issue that deals, *all other things being equal*, with a simple change in connectivity (which headquarters will have which linkages to others), human behaviour may not be important to the analysis at least as long as combat missions are involved. However, the same change in connectivity might affect relations with non-military organisations and individuals essential for mission success in OOTW suggesting their response must be accounted for in an appropriate manner. Thus, deciding on the importance of human issues in OOTW and identifying the issues at stake requires a good general understanding of human behaviour and its underlying motivations beyond military common sense as well as knowledge about relevant cultural factors and the interests of the parties involved.

6.2 HUMAN FACTORS

6.2.1 Human Performance and Behaviour

Human performance affects behaviour and vice versa. Human performance depends on psycho-physiological variables (e.g. stress, fatigue, sleep deprivation, hunger, and alertness) and on ergonomic and external factors limiting performance and behavioural freedom. Individual and group behaviour is the result of social interaction. It includes interactions by military commanders and their troops, underlying psychological processes and factors (e.g. fear, morale, and values), and the cultural, educational, and religious background of individuals. There is significant historical evidence that inferior combat potential as measured in terms of numbers of personnel and weapon systems may be compensated for by superior human performance in battle (Dupuy, 1979).

Any time human performance and/or behaviour are at issue, parameters and/or models will be needed to reflect those issues. For example, systems that involve human activity, such as watch or command centres, need to be studied in ways that reflect differences in C2 performance that can be traced to human performance/behaviour issues. In addition, differences can arise from experience or training, coalition features (e.g. language, national doctrine, command style), or service/branch-unique doctrine and practice. These kinds of individual performance and behaviour issues may be modelled in two ways. They can be treated stochastically, in a manner that reflects their occurrence in “real” systems depending on situational factors (black box approach), or in terms of process-oriented behavioural models, describing the

psychological processes behind the observable behaviour of individuals or groups in a given situation (Long Term Scientific Study SAS-017 on Human Behaviour Representation, Final Report, Chapter 2). The decision that human performance and behaviour may vary meaningfully will have a clear impact on the choice of models and analytic approaches (e.g. stochastic processes or action-theoretic models such as Norman's Activation Trigger Scheme (ATS) for simulating the dynamics of actions or reactions) (Norman, n.d.).

Where human performance is considered to be a meaningful factor (e.g. C2 within command centres when wearing chemical protection gear), some experimentation may be necessary to develop realistic parameters for the impact on error rates or the pace of work. In other cases, such as simple fatigue, human factors specialists may be able to provide valid parameters from work in other contexts. Such specialists are often valuable members of research teams. In any case where the workflow and work rate within command centres is relevant, human performance parameters must be considered. In addition, human performance issues will have some effect on decisionmaking. Error rates increase as people become tired and overloaded, altering the way they work and the information they consider.

However, research on how to represent human behaviour and its impact on performance in models is still in an early stage. This is particularly true in the context of OOTW. Those operations require the co-operation of non-military actors. In addition, military mission objectives include providing security and assistance in the reconstruction of conditions in the theatre of operations and helping to stabilise the situation to a degree that ultimately permits the military forces to leave. The use of force in OOTW is limited in degree and kind to responding appropriately to threats for defensive and protective purposes and to coercive actions for enforcing compliance with agreements. Military actions that would be highly effective in accomplishing mission objectives in war might be counterproductive in OOTW. In fact, the value of military actions in OOTW is not so much a question of physical effects, but rather how military actions and their physical effects are perceived by the various actors and the population in the theatre, how the military actors interpret the behaviour of the other actors, and the critical mission task conditions (e.g. political interest and media attention). Thus, a careful analysis of mission tasks by human science experts is indispensable for modelling and assessment of C2 options in OOTW (Baeyer, 2001).

It follows that, in addition to the traditional composition operations research/operations analysis (OR/OA) assessment teams, assessors of C2 for OOTW must possess hands-on experience with such operations and relevant non-military organisations (e.g. private aid organisations). The assessment team must also have access to experts from the fields of political science, cultural anthropology, demography, sociology (including media impact research), social psychology, and individual psychology. These experts will contribute the expertise for diagnosing the relevance of, and differences in, performance and behaviour of actors and for the formulation of hypotheses for assessing the "human issue risk" of analysis results. In addition, they may contribute to the modelling of behavioural processes in analysis tools used to test C2 system sensitivity via parametric variations of human performance and behaviour parameters.

However, well-documented empirical knowledge on human performance in military operations is scarce and little is known about its relevance in circumstances other than those prevailing when the underlying data were collected. Similarly, experience and systematically compiled data on behaviour and response of individuals and groups to actions and situations in OOTW are still limited and theories on human behaviour are mostly untested in the context of military operations. Therefore, dealing with human issues in C2 analyses reduces to the problem of addressing decisions under risk and uncertainty when each of the C2 design options is tested for the range of possible hypotheses on the implications of human issues for C2 effectiveness.

6.2.2 Human Decisionmaking

Increasingly, assessment teams have to deal with issues where individual decisions are important. This is especially true for OOTW in which even tactical-level decisions by a lower level military leader may have strategic implications because of media presence. This represents a major challenge because the variety of human behaviours involved makes modelling decisionmaking very difficult. Fortunately, there are some approaches that can be used to cope with these difficulties. The correct choice, however, will depend on the research issue(s).

In some cases the analyst is asked to assume that decisionmaking will follow established doctrine and tactics, techniques, and procedures (TTPs). In these cases, the challenge is to craft a set of rules or look up tables that reflect the existing guidance correctly. Hence, a model that replicated the “correct” set of decisions would be useful for assessing simple C2 issues such as the impact of new communication and information technology or changes in connectivity or supporting relationships within the force. However, maximising the benefits of technical and organisational changes in a C2 system might require an appropriate adaptation of doctrine and TTPs. Therefore, testing the impact of established rules should be part of the analysis.

Testing the impact of rules is an indispensable prerequisite for models that have built-in sets of rules that are not driven by approved TTPs, but rather by opinions of subject matter experts or modellers whose rationales have been neither validated nor accredited. Considerable knowledge exists on how to organise and validate such expert elicitation. Here again, specialised team members may be helpful. Simple adoption of models developed from subject matter experts will put the assessment team at considerable risk of accepting false conclusions. When such models must be adopted, they should be explored in detail to uncover their driving assumptions and subjected to sensitivity analyses (Chapter 9). Where this cannot be done, these models are best avoided when C2 assessments are performed.

From human factors research on stimuli that influence human decisionmaking we have learned that human decisionmaking capability is degraded in some situations and enhanced in others. These stimuli may originate from, inter alia:

- Biological/physiological processes (e.g. physical overexertion [fatigue], use of bio-chemical substances, and/or sensory deprivation);
- Cognitive sources (e.g. confusion arising in unfamiliar or unknown situations);
- Psychological processes (e.g. processes causing emotions and stress);
- Social processes (e.g. group dynamics that coerce or reinforce individual decisionmaking depending on accepted social norms, organisational infrastructure and procedures);
- Environmental factors (e.g. darkness, austere and/or uncomfortable environments); and
- The decision support tools and technologies that humans use (e.g. information displays and decision support software). It is important to look beyond technology at whether or not human decisionmaking is improved, or even constrained in some cases, by using computerised decision aids depending upon their functionality and configuration.

6.3 TYPES OF DECISIONS

The nature of the decisions being supported by C2 systems will also enable the assessment team to make intelligent decisions about how they influence the analysis. Three useful decision types can be distinguished:

- Automatable decisions;

- Contingent decisions; and
- Complex decisions.

6.3.1 Automatable Decisions

Automatable decisions fall into the category of “simple decisions”. The range of decision options is finite and known, and the criteria for selecting among them are clear. Basic sensor-to-shooter decisions are simple decisions that are usually automated for the sake of timely response (e.g. anti-aircraft or missile defence systems). Similarly, the selection of patrol routes, inspection strategies, and many logistics decisions relevant for OOTW can be automated. For example, scheduling can be seen as an optimisation problem in which time, space, and priorities are traded off to generate a “best” answer. Even though the decision environment is constantly changing due to factors such as weather and mechanical problems, scheduling decisions are characterised by rules and algorithms. Models of automatable decisions of this kind can be built relatively easily.

However, where the C2 system employs humans to make these choices, some error rate parameters will be needed if the results are to be meaningful. For example, error rates may increase if the time available to make a decision is insufficient or physical demands induce fatigue. Even where the operational concept calls for the use of automated systems, the analyst should explore the quality of the data, information, or knowledge used to drive the process and the likelihood that humans will be involved in collection or fusion.

In these fully automatable decisions the assumption is that “to know is to decide”. In these cases, if uncertainty were adequately reduced, the correct course of action or decision would be obvious. In that case, decision theory classifies the problem as a “decision under certainty.” These problems are trivial except for the determination of the utility function in case there are more than two selection criteria that need to be considered and/or when constraints need to be accounted for to complete the analysis (Keeny and Raiffa, 1976).

6.3.2 Contingent Decisions

The next level of decisionmaking complexity is best thought of as contingent decisions. These are cases where the commander has thought through the situation and developed a set of alternative actions or decisions that are appropriate to the situation, but further information on the operational environment will be needed to determine which is the proper course of action. In other words, “to know is to decide, but knowing is not yet possible.” In some NATO countries the research community terms this “opportunistic decisionmaking”.

In most cases a lack of clear, precise knowledge is unavoidable. For example, the commander in a defensive posture may recognise that the adversary has several potentially viable options. The adversary may not even know which alternative he will choose. In such a case, the defending commander would both develop courses of action to meet likely contingencies and also undertake a variety of information collection activities designed to provide as much warning as possible when the attacker selects a main attack option.

Modelling contingent decisions is much more difficult than modelling automatable decisions, but is similar in that an underlying set of rules or algorithms still drives the process. The added complexity comes from the need to find the time when information is adequate to select one of several actions. The best models for that purpose are essentially hypothesis testing models. They align information about the operational environment against a finite set of alternative futures and perform probability calculations to determine when the commander has enough confidence to act or to estimate the information gain in

terms of the expected value added to decisions as new information arrives (Sherrill, 1996). Information entropy is also a valuable measure of the information state of the commander. It can also be extended to a measure of information dominance (Perry and Moffat, 1997).

6.3.3 Complex Decisions

Finally, “complex” decisions are very difficult to model. These require the decisionmaking system to:

- Recognise when a decision needs to be made;
- Identify the relevant set of options;
- Specify the criteria by which they will be judged; and
- Determine when the decision will be made.

Examples of complex decisions include the definition of missions at the operational level, decisions to change the fundamental activity of the organisation (e.g. shift from the offence to the defence), and the process that creates courses of action in response to events on the battlefield or in OOTW. Except when doctrinal answers are available, complex decisions are very difficult to model and even more difficult to validate or accredit. Most successful efforts dealing with complex decisions have used “human-in-the-loop” techniques and relied on the quality and variety of experts employed for reliability and validity. Some promising research on modelling complex decisions in military operations has been completed in the UK and this is in the process of being incorporated as the core of the next generation of closed form simulation models of conflict being developed by Defence Science and Technology Laboratories (DSTL) (Moffat, 2000; Moffat, 2002). Similar research on tactical decision automata is going on in Germany to improve the capability of simulation systems for analysis as well as training and staff exercises support (Hofmann and Hofman, 2000, von Baeyer, 2001).

Command Style

Assessment teams often encounter the argument that decisionmaking depends on the “commander’s style.” Moreover, they are told, systems must be designed to support commanders with differing styles. Because it is an elusive and multi-dimensional concept, command style represents a challenge to modelling. However, this factor can be accommodated if the analyst is able to develop a clear concept of the alternative command styles that must be recognised and their consequences for military decisionmaking.

Attributes of the Commander

Differences in command style may be reflected by appropriate attributes such as the background and training of commanders, their decision and order style, risk tolerance, and operational experience. For example, in conjunction with field experience, the background and training of commanders affect the richness of their understanding of the military situation and their capacity to influence it.

Organisational Style

Another not totally unrelated topology deals with the degree to which the commander uses a formal decomposition of the situation versus a holistic, integrated vision. The decomposition style of management is associated with hierarchical and segmented work, as in the Napoleonic or classic German general staff. This heavily structured process allows centralised control and tight coupling between the structure of the problem, the structure of the supporting staff, and the flow of information within and between command centres. The classic centralised commander imposes his style on the C2 process and impacts key organisational issues as well as decision style.

The alternative command style is an open and holistic one in which senior staff and commanders from related command levels are directly involved in a broad development of courses of action and implementation plans. This more open process also has implications for the information flow within and between command centres. While decisions are still made authoritatively at the centre (by the commander or senior staff), they tend to generate loose guidance (mission type orders) and to enable lower level commanders and their staffs more latitude in implementation.

Risk Style

Another topology applied by some practitioners is the degree to which individual commanders (and doctrines) are risk averse versus attracted to risk. Most military enterprises have some properties that impel commanders to minimise risk. The fact that lives, national treasure, and serious national interests are involved in warfare suggests that risk averse strategies will tend to dominate. However, some military commanders are more comfortable with greater risk. Indeed, outnumbered or otherwise disadvantaged forces must often take risks in order to prevail. To the extent that the relative risk aversion of commanders is relevant to the C2 analyses underway, assessment teams will need to define and model variables that represent this factor (Schultz, n.d.).

Recent research on Bayesian decisionmaking had indicated that the perception of risk as measured by utility loss relative to a goal value and perception of future outcomes can in combination give insight into the way these affect command decisionmaking (Moffat, 2002).

Orders Style

Commanders, and national command styles, have also been shown to differ in the degree of detail contained in directives to subordinates. At one end of the spectrum is the commander who issues detailed orders that specify what is to be done, how it is to be accomplished, and when and where the specified activities are to occur. At the opposite end of the spectrum is the commander who issues “mission type orders” which simply specify the mission to be accomplished and leave decisions about the detailed objectives, forces to be employed, critical terrain, and timing up to the subordinate commanders. In between are those who specify a series of linked objectives (cross the river, take the high ground in the north, and be prepared to defend or carry the attack north-east into the valley) and supporting detail (e.g. forces available, rough timetable keyed to the objectives) but leave subordinates with considerable discretion within that guidance. Both the speed of the C2 process and the distribution of C2 work across command centres (particularly planning and operations management) will vary greatly depending on the commander’s style on this dimension. National doctrine and practice may also influence this factor.

Other Typologies

Other typologies of command styles are, of course, possible and may be more relevant to particular C2 analyses. Human behaviour experts (e.g. cognitive and organisational psychologists and anthropologists) should be recruited to the project team if novel categories are developed. However, the most important issue when dealing with command style is whether it is included in the analysis at all. The C2 research related hypotheses under analysis should dictate the forms of command style examined. However, the impact of command style should only be examined because it appears to be necessary to answer the analytic question(s) of interest. Otherwise it tends to introduce a level of complexity that may confound the other analyses underway.

6.4 ORGANISATIONAL FACTORS

All elements of the C2 system are ultimately related to one another. The linkage between human and organisational issues, however, is particularly direct and close. Properly done, organisational design reflects the interaction among the tasks to be done, the people available to perform them, and the systems

or tools that support those people. Hence, the “proper” organisation of C2 depends in large measure on the capabilities, training, and experience of the people in the C2 system.

Organisation is a serious subject in military analyses. For centuries the military has sought to implement unambiguous relationships and responsibilities. Unity of command is a central principle of war. When it has been lost or comes into question, as in OOTW, the professional militaries of the world have found themselves very uncomfortable. Fortunately, military organisational issues are driven by a fairly small and finite list of principles. Assessment teams asked to work on C2 issues can use the known list of factors as a checklist about organisational differences to determine whether they need to build organisational matters into their research designs. This includes the issue of informal relationships that may have evolved in order to overcome organisational deficits and thus streamline day-to-day operations. In fact, an organisational design and command style that are supportive of building informal relationships may provide the flexibility for efficiently handling the manifold demands facing commanders in OOTW. Also, it should be recognised that organisational implications which are perceived as detrimental to the interests of the affected individuals and groups inevitably would jeopardise co-operation, technical and procedural improvements in C2 notwithstanding.

6.4.1 Organisational Differences

The principal differences between military organisations are related to structure, function, and capacity. Any change or innovation that can be introduced in a C2 organisation falls into one of these three categories which, therefore, may be used to guide analysts when structuring a problem.

Structural differences include:

- The number of echelons or layers in the command structure;
- The span of control for nodes in the command structure;
- The pattern of linkages between those nodes (e.g. hierarchical, spokes of a wheel, multi-connected, networked);
- Permanent versus transitory organisational relationship; and
- Formal versus informal relationships.

Functional differences include:

- The distribution of responsibility: where functional activities are located (e.g. intelligence, logistics, command, civil military co-operation [CIMIC]);
- The distribution of authority (ideally co-located with responsibility);
- The distribution of information;
- Functional specificity (e.g. fire support vs. infantry or close air support vs. defensive counter air) vs. general and integrated military capabilities (mission tailored task forces); and
- Degree of ambiguity in command relationships.

Differences in capacity are related to differences in:

- Personnel (e.g. quality, training, experience);
- Communications systems and architectures;
- Information processing systems and architectures; and
- Field training and operational experience.

All these dimensions can be modelled, some more easily than others. However, the assessment team's challenge is to identify those organisational factors that are relevant to the C2 analyses underway. This issue must also be addressed knowing that organisational factors are interrelated: changing one may change others. For example, the decision to eliminate a level of hierarchy within a military organisation may have a profound influence on the span of control. Similarly, changing the distribution of information so that it no longer follows the chain of command may have profound implications for the ambiguity of command relationships. Similar effects can be expected when coalition operations involve ad hoc members.

6.4.2 Treatment of Organisational Factors

Because of the large numbers of organisational variables that may be relevant to the analysis of C2 issues, they must be approached carefully and systematically. When possible, organisation theory expertise should be brought into the assessment team. Review of organisational issues is treated in a two-step process guided by a hypothesis testing logic. The first step should assess whether any organisational variable is being manipulated directly. For example, a decision to move from warfare domain task forces¹ to mission tailored task forces with air and land units planning and operating together under a joint commander would be seen as a direct manipulation of organisational factors and should be studied as such. The second step, a search for indirect effects of organisational factors, may be more difficult and will require that the assessment team use the list of possible factors as a checklist and think through whether they may be altered in a prepositional (if, then) logic. An assessment team that posits a relationship between the C2 analysis and an organisational issue should be able to make a clear statement of the hypothesis and the causality anticipated. This will enable the research design to cover not only the gross effect anticipated, but also the underlying causal mechanism(s) that will be present if the proposition is correct. Adopting this hypothesis approach is also a safeguard against assuming that organisational issues are easily or well understood and can be treated by assumption. In fact, the organisational arena, like that of human factors, is one of the most difficult in C2 analysis and must be approached with care and rigour.

For example, the small group literature makes a clear prediction that multi-connected groups will be able to generate better answers to complex problems, but will take more time to do so than either hierarchies or star shaped groups. The causal mechanism in that theory is greater dialogue and the representation of more independent viewpoints. Moreover, these richer discussions are expected to take more time. All other things being equal, multi-connected groups that are found to generate better answers to complex problems should also engage in more dialogue and be found to have considered more information and or solutions. Modellers who want to take advantage of this factor to explore alternatives to traditional hierarchical military decisionmaking must also include the negative features in their C2 models (e.g. demands for more time from already overburdened staffs and slower decisionmaking).

Roles

The concept of a role comes from sociology. A role is a set of behaviours expected by the self and others. For most military systems the roles of commander and key staff are well understood and arise from a combination of tradition, training, experience, and rational planning. Because of their origin, roles are often a convenient way of capturing the doctrine about responsibilities within the C2 system.

Roles can be used to capture "syndromes" or sets of related attributes within a C2 system. For example, an object oriented program might have different functional organisations and their leaders might be defined as having different attributes that reflect their decisionmaking responsibilities and the information they would receive or be able to obtain from the information network. When assessing new C2 systems, analysts will often need to search for potential role gaps or role overlaps. Either of these would be

¹ Land warfare with one commander, air warfare with another, each reporting directly to a joint commander.

dysfunctional in military operations over time. Changes in information structures also have considerable potential for creating problems of this type.

Role gaps, role overlaps, and even role conflicts may be more of a problem in OOTW because military organisations have to assume new roles not embedded in their tradition and experience and requiring them to cooperate with a variety of non-military actors and organisations pursuing their particular objectives and the roles of which are ill defined in many cases. Thus, rather than being a source of friction, changing or adapting existing information structures may be part of the decision problems that the C2 system must address in order to eventually bring about a secure and stable situation in the theatre of operations through overarching “unity of command”.

6.5 HUMAN AND ORGANISATIONAL ISSUES AND TECHNOLOGY

The foregoing–discussion of human and organisational issues revealed that human performance and behaviour as well as the organisational design of C2 systems, and therefore the effectiveness of C2, depend on the available communication and information technology. In fact, a C2 organisation resembles a system composed of interacting human, organisational, and technological elements as depicted schematically in Figure 6.1 adapted from Mandeles et al (1996).

Figure 6.1 is meant to illustrate that the character and performance of a C2 system may change as anyone of elements in these three categories changes. Moreover, since the human, organisational and technological elements are closely linked in most cases, optimising each one of them at a time under ceteris paribus assumptions for the other two rarely ever results in an efficient C2 system (Schot and Rip, 1996).

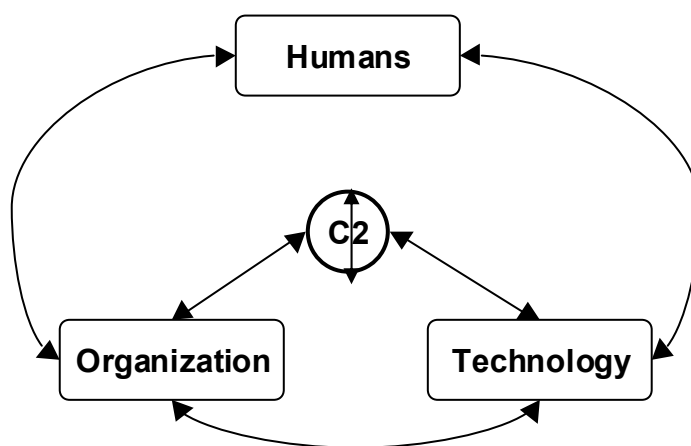


Figure 6.1: Representation of the C2 System, based on Mandeles et al (1996).

In particular, the assessment of the human-technology relationship is a critical requirement that implies challenges that can be both social and technical in nature. Without adapting human thought and behaviour patterns and organisational structures it may be impossible to exploit the potential of new technology. On the other hand, the performance of new communication and information technologies may exceed human capabilities of processing information (information overflow) and thus result in a degradation of human performance and overall effectiveness of a C2 system, the improvement of technical parameters notwithstanding.

The challenges of adapting technological capabilities to meet human capabilities and the requirements of the social interaction processes of commanders and staff, and non-military actors and populations in

OOTW, require socio-technical assessment approaches of the kind that evolved in the fields of science and technology studies (STS), technology assessment (TA) (Rip.1995), and constructive technology assessment (CTA) (Van de Poel, 1999).

6.6 INTEGRATED ANALYSES

Because the issues arising from human and organisational factors are so complex and so tightly coupled, C2 assessment teams often use integrating tools to define the key dimensions relevant to their analyses and explore the relationships between and among them. Integrating tools are those that use selected key factors with powerful influence to cut through the clutter and detail implied by trying to study everything and concentrate instead on the most important elements in the problem. These key driving factors are used to conduct a simpler analysis that can then be augmented by sensitivity analyses and analytic excursions to ensure that the problem has been fully and properly understood.

For example, Figure 6.2 has been used to illustrate the relationship between the time available to make a decision, the complexity of the decision, and the uncertainty of the information available about the situation. These three factors also reflect the risk or opportunity inherent in a military situation. The more complex a situation, the less time available, and the greater the uncertainty of the available information, the greater the risks (and opportunities) present.

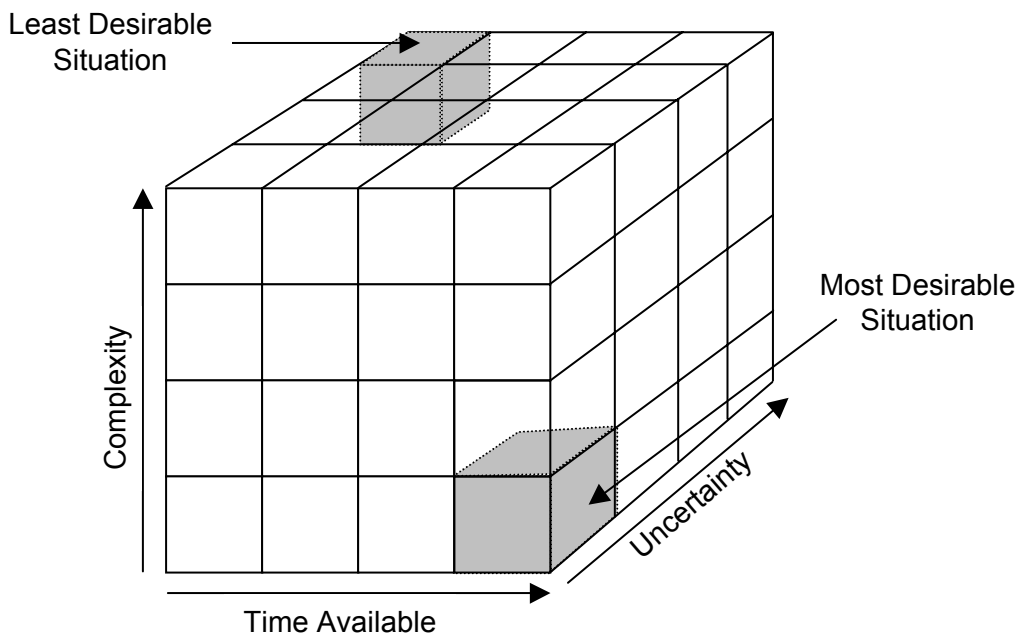


Figure 6.2: Decisionmaking Drivers.

While each of these three dimensions can be examined independently, considerable insight can be derived from examining them as a related set. This examination normally begins as an exercise in hypothesis generation, but can, as research is accomplished, be converted into a component of a knowledge base. That is, as evidence confirming or calling for revising the key hypotheses is generated, the graphic becomes a way of conveying known relationships and generating new propositions about regions or subspaces that have not yet been examined empirically.

In some sense, one corner of this cube represents the worst of all C2 worlds – almost no time available, an enormously complex problem, and considerable uncertainty about the situation. Past research suggests that

when these conditions exist the decisionmaker has no choice except to use “best professional judgement” to match the operational situation to some class of well-understood military situations and act accordingly (Hayes, 1994). However, decisionmaking theory also indicates that the wise commander will take short-term actions designed to create more time and/or more information and thereby relocate the problem to a “better” portion of the space. A “risk averse” commander will clearly attempt this transformation of the situation. However, a more risk oriented leader may attempt to cut through the fog of war with decisive action.

The opposite corner of this analytic space, defined as ample decision time available, limited complexity, and low uncertainty, provides the ideal situation for decomposition of the problem and development of “optimal” military plans. Many innovations in C2 systems are designed to move the situations facing commanders of friendly forces toward this region. Indeed, Van Creveld’s analysis of C2 defines it as a search for greater certainty (Van Creveld, 1985).

This cube also emphasises an imperfectly understood dimension of C2 systems and the decisionmaking they imply. That dimension is the speed at which the situation is changing (the pace of operations) in relation to the time required to make and implement a military decision (the speed of the C2 system). Where the *speed* of the C2 system is faster, proactive decisions are possible. When the *pace* of operations is faster, decisions must be reactive. The commander who is capable of making decisions that transform the operation from reactive to proactive is rare and enjoys vision not only about what is, but also about what is possible.

This key relationship (pace of operations to speed of the C2 system) is the driving force behind the observe, orient, decide, act (OODA) loop and the resulting guidance to seek to “turn inside the enemy’s C2 loop.” However, C2 analysts must constantly discipline their analyses away from assuming that speed alone is a desirable attribute of a C2 system or organisation. Making and implementing bad decisions quickly will result in more rapid failures, not military success. As is discussed in the Chapter 5 – Measures of Merit in detail, multiple dimensions of performance need to be analysed whenever C2 systems are assessed. However, this requirement to look at multiple dimensions in order to assess C2 does not obviate the value of performing integrated analyses of human factors and organisational issues.

6.7 CONCLUSIONS

- Issues of human performance and behaviour should be incorporated in models used to analyse issues that require human activity either in the form of performance parameters or appropriate sub-models on behaviour.
- Decisionmaking that is rule or algorithmically based can be modelled directly, but error rates should be estimated if humans are involved in the relevant decisionmaking.
- Simple decisions are programmable (with appropriate error rates), but also require estimations of when decision would be made.
- Complex decisions can be treated with “human in the loop” tools and techniques, but new techniques are being developed and applied (see Chapter 5).
- Style of command and decisionmaking should be considered in C2 analyses that focus on specific decisionmaking.
- Organisational issues can be decomposed into constituent elements for analysis.
- Hypotheses or propositional structures are often the most useful approach to human factors and organisational issues.

- Integrated analyses involving roles or selected aspects of a problem space often provide a cohesive approach to the complexity inherent in human factors and organisational issues.
- Research in organisations and human factors is expanding and analysts are advised to consult the available literature. Experts in this area should be included on the interdisciplinary C2 assessment teams.
- Operational knowledge of human issues is still weak in many areas. Systematic effort is required for organising a consistent program for experiments on human issues.

6.8 RECOMMENDATIONS

- Human and organisational issues are not closed topics and should be considered early in the process of C2 analysis when the problem is formulated and a strategy is adopted.
- Test the impact of established decisionmaking rules that reflect existing guidance as part of an analysis. This is an indispensable prerequisite for models.
- The assessment team should explore the quality of data, information, or knowledge used to drive the automatable decisionmaking process.
- Early on, the assessment team should establish working relationships with the potential subjects of the study but be careful not to allow this to introduce a bias.
- Human factors and organisational expertise should be included in all C2 assessment teams; at least until a decision can be made that they are not major elements of the analysis.
- Separate human performance issues (e.g. stress and fatigue) from cognitive issues (e.g. decisionmaking) when possible, but recognise that they interact.
- Use a checklist (Annex D) and hypothesis-testing logic for reviewing human and organisational issues. Remember that human and organisational issues may interact as do the structural, functional, and capacity arenas of organisations.
- Integrated analytic tools that focus on key variables that drive human factors and organisational issues will often prove useful in simplifying analysis.
- Sensitivity analyses are particularly important when working with human factors and organisational issues.
- Experiments for testing hypotheses on human behaviour underlying the C2 analysis are strongly recommended.

6.9 CHAPTER 6 ACRONYMS

ATS	Norman's Activation Trigger Scheme
C2	Command and Control
CIMIC	Civil-Military Co-operation
CISS	Center for Information Systems Security
CTA	Constructive Technology Assessment

DISA	Defence Information Systems Agency
DSTL	Defence Science and Technology Laboratories
MoM	Measures of Merit
OA	Operations Assessment
OODA loop	Observe, Orient, Decide, Act
OOTW	Operations Other Than War
OR/OA	Operations Research/Operations Assessment
STS	Science and Technology Studies
TA	Technology Assessment
TTP	Tactics, Techniques, and Procedures
VTC	Video Teleconference

6.10 CHAPTER 6 REFERENCES

Alberts, D.S. (1996). *The Unintended Consequences of Information Age Technologies: Avoiding the Pitfalls, Seizing the Initiative*. Washington, DC: National Defense University.

Alberts, D.S., & Hayes, R.E. (1995). *Command Arrangements for Peace Operations*. Washington, DC: National Defense University.

Baeyer, A.V. (2000). *Human Factors in Militärischen Führungsprozessen für die Simulation* [Human Factors in Military Guidance Processes for the Simulation] (B-IK 3103/01). München, Germany: Industriefanlagen-Betriebsgesellschaft (IABG). Available from <http://www.unibw-muenchen.de/campus/itis/projekte.html>.

Baeyer, A.V. (2001, June). *Task Analysis, Training and Simulation for Operations Other Than War (OOTW)*. Paper presented at the North Atlantic Treaty Organisation (NATO) Specialists Meeting on Human Factors in the 21st Century, Paris.

Darilek, R. (2001). *Measures of Effectiveness for the Information Age Army*. Santa Monica, CA: Rand Arroyo Center. Available from <http://www.rand.org/publications/MR/MR1155/>.

Depuy, T. (1979). *Numbers, Prediction and War: Using History to Evaluate Combat Factors and Predict the Outcome of Battles*. Indianapolis, IN: Bobs-Merrill.

Deutsch, R., & Hayes, R.E. (1990). *Personality and Social Interaction of Effective Expert Analysts: The Issue of Cognitive Complexity* [Technical Paper].

Deutsch, R., & Hayes, R.E. (1992). *The War Story in Warfighting Situation Assessment and Decisionmaking* [Technical Paper].

Dodd, L. (1995). *Adaptive C2 Modeling for RISTA Effectiveness Studies*. Second International Command & Control Research & Technology Symposium Proceedings. Washington, DC: National Defense University.

Hayes, R.E. (1994). *Systematic Assessment of C2 Effectiveness and its Determinants*. 1994 Symposium on C2 Research and Decision Aids. Monterey, CA: Naval Post Graduate School.

Hofmann, H.W., & Hofman, M. (2000). On the Development of Command and Control Modules on Battalion down to Single Item Level. In *New Information Processing Techniques for Military Systems*

(pp. 8.1-8.12). North Atlantic Treaty Organisation (NATO) Research & Technology Organisation (RTO) Meeting Proceedings 49. Available from [ftp://ftp.rta.nato.int/PubFulltext/RTO/MP/RTO-MP-049/MP-049-\\$\\$TOC.pdf](ftp://ftp.rta.nato.int/PubFulltext/RTO/MP/RTO-MP-049/MP-049-$$TOC.pdf).

Jaques, E. (1976). *A General Theory of Bureaucracy*. Portsmouth, NH: Heinemann Educational Books.

Keeny, R.L., & Raiffa, H. (1976). *Decisions with Multiple Objectives: Preferences and Value Tradeoffs*. New York: John Wiley & Sons.

Long Term Scientific Study SAS-017 on Human Behaviour Representation [Final Report, Chapter 2]. (n.d.). Available, with clearance, from: <http://www.rta.nato.int/RDP.asp?RDP=RTO-TR-047>.

Mandeles, M.D., et al. (1996). *Managing "Command and Control" in the Persian Gulf War* (ISBN 0-275-952614). Westport, CT: Greenwood Publishing Group.

Moffat, J. (2000). Representing the Command and Control Process in Simulation Models of Conflict. *Journal of the Operational Research Society*, 51(4), 431-439. Available with registration at <http://www.palgrave-journals.com/jors/>.

Moffat, J. (2002). *Command and Control in the Information Age – Representing its Impact*. Norwich, United Kingdom: The Stationery Office. Available from www.tso.co.uk.

National Research Council. (1998). *Modeling Human and Organisational Behavior – Application to Military Simulations* (ISBN 0-309-06096-6). Washington, DC: National Academy Press. Available from <http://www.nap.edu>.

Noble, D., & Flynn, W. (1993). *Recognized Primed Decisions (RPD) Tool Concept Document*. Vienna, VA: Engineering Research Associates.

Noble, D., Flynn, W., & Lanham, S. (1993, June). *The TADMUS Recognized Primed Decisions (RPD) Tool: Decision Support for Threat Assessment and Response Selection*. Paper presented at the 10th Annual Conference on Command and Control Decision Aids.

Norman, D.A. (n.d.). Organisation of Action Slips. *Psychological Review*, 88, 1-15.

Perry, W.L., & Moffat, J. (1997). Developing Models of Decisionmaking. *Journal of the Operational Research Society*, 48(5), 457-470. Available with registration from <http://www.palgrave-journals.com/jors/>.

Perry, W.L., & Moffat, J. (1997). Measuring Consensus in Decisionmaking: An Application to Maritime Command and Control. *Journal of the Operational Research Society*, 48(4), 383-390. Available with registration from <http://www.palgrave-journals.com/jors/>.

Perry, W.L., & Moffat, J. (1997). Measuring the Effects of Knowledge in Military Campaigns. *Journal of the Operational Research Society*, 48(10), 965-972. Available with registration from <http://www.palgrave-journals.com/jors/>.

Poel, I. (1998). *Changing Technologies. A Comparative Study of Eight Processes of Transformation of Technical Regimes*. Dissertation. Enschede, The Netherlands: Twente University Press.

Rip, A. (1995). Introduction of a New Technology: Making Use of Recent Insights from Sociology and Economics of Technology. In *Technology Analysis & Strategic Management. Journals Oxford*, 7(4), 417-430.

Schot, J., & Rip, A. (1996). The Past and Future of Constructive Technology Assessment. In *Technological Forecasting and Social Change*, 54, 251-268. New York: Elsevier Science.

HUMAN ORGANISATIONAL FACTORS

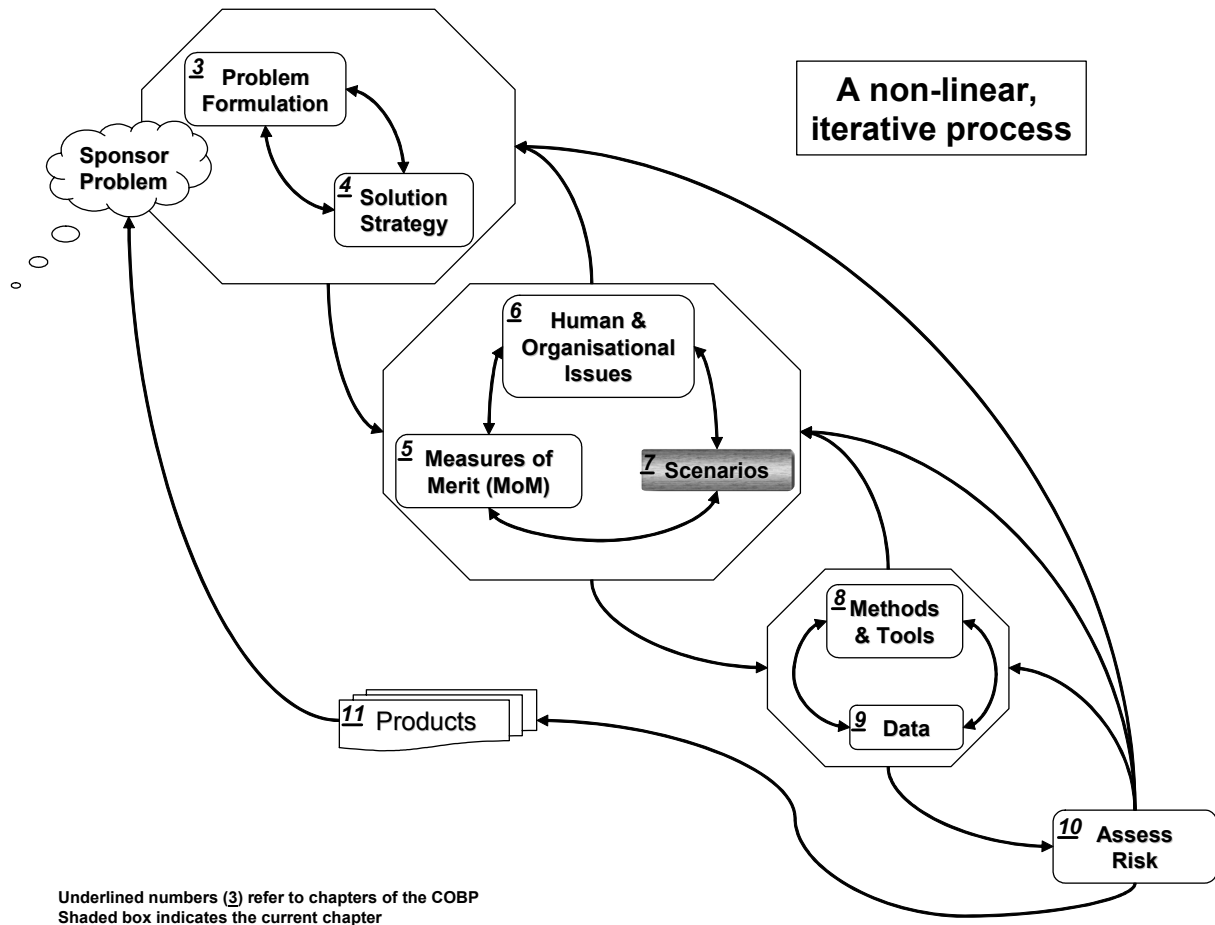
Schultz, J.V. (n.d). *A Framework for Military Decisionmaking under Risks* [Prospect Theory Related to Military Decisionmaking].

Sherrill, E.T., & Barr, D.R. (1996). Exploring Relationships between Tactical Intelligence and Battle Results. *Military Operations Research*, 2(3). Available to order from <http://www.mors.org/publications/mor/vol02.htm>.

Van Creveld, M. (1985). *Command in War*. Cambridge, MA: Harvard University Press.

Van Lente, H. (1993). *Promising Technology; The Dynamics of Expectations in Technological Developments*. Unpublished Doctoral Dissertation, Twente University Press, The Netherlands. Available from h.vanlente@geog.uu.nl.

Chapter 7 – SCENARIOS



“Before beginning operations you must, without any indulgence or self-deception, examine objectively every step that the enemy might undertake to thwart your plan, and consider in each conceivable case what means are open to you to fulfil your goal. The more you anticipate the difficulties in advance, the less surprised you will be should you encounter them during the campaign. Besides, you have already thought about these obstacles deliberately, and with composure you have perceived the means of avoiding them, so nothing can surprise you.” –Frederick the Great

*“Plans that assume the likelihood of one particular world run the risk of being seriously wrong.”
–James A. Dewar, Carl H. builder, William M. Hix, Morlie H. Levin from Assumption-Based Planning – A Planning Tool for Very Uncertain Times*

7.1 PURPOSE OF SCENARIOS

The report of the NATO Panel 7 Ad Hoc Working Group on the Impact of C3I on the Battlefield gave extensive consideration to the role of scenarios in operations analysis (OA). This chapter builds on that material to discuss the role of scenarios in Command and Control (C2) analysis. Figure 2.2 in Chapter 2 shows the role played by scenarios in the overall C2 assessment process. The analysts craft a set of scenarios to provide the context or environment for the conduct of the operational analysis. The scenarios bound the arena of the analysis and are used by the analyst to focus the analysis on central issues.

7.2 DEFINITIONS

These definitions are of particular relevance to this Code of Best Practice (COBP).

7.2.1 Scenario

A description of the area, the environment, means, objectives, and events related to a conflict or a crisis during a specified time frame suited for satisfactory study objectives and the problem analysis directives.

As described in Chapter 4, scenarios consists of four elements – a context (e.g. a characterisation of a geopolitical situation), the participants (e.g. intentions, capabilities of blue, red, others), the environment (e.g. natural – weather and manmade – mines), and the evolution of events in time. In C2 assessments, the purpose of scenarios is to ensure that the analysis is informed by the appropriate range of opportunities to observe the relevant variables and their interrelationships.

7.2.2 Approved Scenario

In order to support the analysis, the use of an approved scenario is more relevant than to analyse a current situation or future plans. The impact of all the elements is more simple to analyse.

In some countries these scenarios are mainly developed by a Strategic Committee and are designed to meet the government strategy. The first step is to implement a steering group, composed of representatives of the government and members of the Armed Forces, which has the responsibility to describe all the commitments or the precise regions in which any major event may have an impact on the foreign politic or on the economy. This basic work is then forwarded to a larger group or a next military level which shares the responsibility for implementing the main recommendations in a more strategic field. These scenarios specify the elements that must be kept in mind in the generic planning process or in the operational studies in relation with the use of military forces. These scenarios also describe the global threat, the geographic areas, the political and military objectives and the level of force commitment.

With this basic approach done, the analyst or his military counterpart has only to adapt those guidelines, to compare his study to the scenarios and to propose the more relevant alterations to his sponsor and his assessment team (See 2.B.1.).

At this stage the decision to keep this scenario, to diverge or to choose another one will be discussed amonga l the stakeholders. The products of this process are called approved scenarios.

After that, at any time the analysts may develop vignettes using the approved scenarios as a base in order to focus on a specific issue. These vignettes can be used as small scenarios to explore a particular topic.

The use of prepared scenarios must not be considered as a limitation for customers or analysts because all the data could be adapted by the customer or the assessment team, the only limitation is to avoid the re-use of this particular scenario for a study not in close relation with the original one.

7.2.3 Planning Scenario

A planning scenario is one in which these elements are defined:

- Time frame of the analysis;
- Geographic area;
- Meteorological environment;
- Political, historical, economic, and social context;

- Mission objectives and constraints;
- Level of threat;
- Friendly forces (and links between each members of the coalition);
- Adversary forces (e.g. enemy order of battle);
- Neutral or uncommitted forces;
- Non-combatant (non-government organisations [NGOs], international organisations, etc.) and other relevant actors; and
- Media (when relevant).

7.2.4 Operational Scenario

An operational scenario contains additional details especially with respect to threats, orders of battle, tactics, rules of engagement, courses of action, deployment, end state and reserves.

7.2.5 Vignette

The term “vignette” is sometimes used for a scenario that is not approved. The term is also primarily used for smaller scenarios, particularly as excursions from the main scenario.

7.3 ROLE OF SCENARIOS IN C2 ANALYSIS

In general, the ideal OA is scenario independent. All relevant factors can be identified and dealt with empirically and algorithmically across a range of military contexts. However, C2 involves human behaviour, organisations, missions, and other complex phenomena. Human behaviour is very difficult to put into equations (see “Human Decisionmaking” in Chapter 6). There is no single linear dimension for organisations or human issues. Moreover, military missions do not form simple dimensions. Therefore, for most C2 analyses, the context must be defined. This is the role for which the analyst defines the scenarios.

The formulation of the original problem dictates the contents of the scenarios. There are no overall scenarios that are independent of a specific problem. Scenarios are never truly generic, but rather are customised if only by the assumptions built into them. The boundaries of the scenario space should be defined in part by the issues unique to the problem under analysis.

Organisational issues include the involvement of various levels of military and non-military hierarchies, including different command levels. This requires that scenarios accommodate analysis across different echelons of command. Information processing and the characteristics of information must also be accommodated. Human factors include the decisionmaking process and supporting staff activities.

The analyst will need to design or select scenarios to address C2 under a broad range of circumstances. This taxonomy of C2 analysis might include:

- Defence-planning;
- Force structure and organisation;
- Mission analysis;
- Doctrine/tactics development;
- Cost-benefit/effectiveness analysis;

SCENARIOS

- Training and education;
- Balancing C2 systems and weapon/sensor systems;
- C2 system procurement, which will often require more detailed, task specific scenarios to cover the range of relevant system uses; and
- Non-combatant actor's access to C2 systems and integration into the information flow, typically through liaison officers, but increasingly through a variety of other means.

In essence, the role of a scenario is to define a set of conditions and restrictions to enable “good” analysis as well as to create a structure within which the results of the analysis can be understood and interpreted.

7.4 UNDERSTANDING AND INTERPRETING THE RESULTS OF OPERATIONAL ANALYSIS

The analyst uses scenarios to understand and interpret the value of OA study results for the focus of the analysis. The scenarios provide the context in which the C2 system will be assessed. It should reflect the scenarios envisaged by the originator of the requirement for the system. Often artificial constraints must be introduced into the scenarios, due to cost considerations, to properly focus the analysis, or both. The scenario developer must have an appreciation of the objectives of the simulation, experiment, or exercise analysis plan in order to determine the artificial constraints necessary to facilitate the analysis. The analyst needs to be aware of scenario assumptions and artificial constraints.

There are several essential questions in C2 analysis that should be addressed in the scenario considerations:

- Operational benefits of C2 to be translated in the definitions of Measures of Policy Effectiveness (MoPE) and Measures of Force Effectiveness (MoFE);
- Required or desired performance thresholds and nominal Measures of Merit (MoM) values; and
- The impact of an improved volume, accuracy, and/or quality of information on the final outcome.

7.5 DEVELOPING AND SPECIFYING SCENARIOS

7.5.1 Prerequisites in Scenario Definition

Several prerequisites are essential before using scenarios for C2 analysis:

- Approval: the analyst should strive for the creation of a family of approved scenarios. In creating a family of approved scenarios, which reflect the mission objectives and force capabilities and cover all significant warfare areas, the analyst facilitates the scenario development process to a great extent, because references to basic assumptions and conditions can be made. This will also increase the validity of the analysis in the eyes of the client and facilitate comparison of the results from different studies and analyses that use the same approved scenarios;
- Breadth: a scenario should reflect those factors that are hypothesised to have a significant impact on C2 issues;
- Capability: a scenario should stress C2 capabilities, including human and organisational factors (military and/or civilian) where appropriate; and
- Credibility: scenarios should include logical assumptions about the environment under analysis.

Scenarios should represent plausible real world situations. The synthetic scenario environment should be consistent across OA studies. The scenarios will gain credibility if a broadly based scenario team is

involved in the process from the outset. This team should include a variety of perspectives and expertise, such as:

- OA analysts for defining the required scenario information, to avoid biasing the analysis by selecting an inappropriate scenario space, and for working out the process of framing of the scenario space;
- Defence concept planners to propose options and highlight the critical factors;
- Policy makers to ensure that the strategic decision points and the alternative options for each of these decision points are clear and consistent with Defence Policy; and
- Subject matter experts to credibly explore the range of possibilities (scenario space) and foster discussions.

C2 Organisation Infrastructure and Operating Environment

Organisation infrastructure and environment are often pre-set conditions and not the subject of the study. They include C2 concepts of operation, decision hierarchy of the units under consideration, degree of technological competence relative to that of the adversary, requirements or objectives placed upon the system in terms of speed, accuracy, flexibility, etc., and the impacts of terrain, weather, and adversary activities.

C2 Processes

The scenarios need to provide for the realistic execution of the C2 processes. These include the span of control of the various military command levels and civilian authorities, information management schemes, information flows, the elements of the decision cycle, the decision processes (course of action development, planning, directing), and the communications processes and capabilities (data update rates, throughput, reliability, accuracy, etc.). All too often these issues are characterised by simple performance indicators and not examined in detail. They may also be an important subject of the study. These factors need to be explicitly built into the scenarios.

C2 Systems

Characteristics of C2 systems are directly related to system improvements. They include system performance parameters, command and control information systems (CCIS), data availability, intelligence functions (fusion, correlation, aggregation, etc.), surveillance, targeting and acquisition (STA), communications systems, throughput, and so forth.

Human Factors

C2 studies are complex in nature. One of the complicating factors is the involvement of human beings and their interpretation of a situation, order, or rule of engagement. These factors can be covered by the “aggregation/de-aggregation” phenomena in the command chain. Human factors have to be included in the analysis and modelling activities, but guidelines on how to integrate the “human in the loop” are partly defined in the scenarios (Chapter 6 – Human Decisionmaking discusses these in some detail).

Miscellaneous

C2 studies usually cover various levels of hierarchy. However, the nature of C2 issues does not materially change for the various command levels. The analyst may need to perform a cost/benefit analysis on the inclusion of lower level C2 issues in a closed simulation model. The analyst needs to consider to what extent these issues (e.g. performance of a logistic information system) need to be converted to enabling factors (e.g. sustainability, operational delays) at the higher levels.

SCENARIOS

These issues are mentioned to illustrate that in the scenario definition a great deal of attention is required to ensure that the scenario enables the proper C2 issue to be addressed in problem definition. The elements are often dependent on each other. For example, some shortcomings in C2 systems can be compensated for by alterations in C2 processes. Similarly, inefficiencies in C2 processes can be met by an adaptable C2 organisation. The relationships between these issues should be recognised and taken into account in the scenarios.

7.5.2 Approach to Scenario Development

This section describes a framework for the definition of a scenario. Then, based on this framework, some specific aspects of actually using scenarios for C2 analysis are addressed.

Scenario Structure

The general scenario framework developed from the NATO Panel 7 Ad Hoc Working Group on the Impact of C3I on the Battlefield has been adopted (Figure 7.1).

	Environment	Mission Objectives		Mission
External Factors	Economic/Military/ Political/Social/ Historic Situation	Mission Constraints & Limitations ROE		Military Scope Intensity Joint/Command } Tasks
	National Security Interests			
Capabilities of Actors	<ul style="list-style-type: none"> • Organisation, Order of Battle, C2, Doctrine, Resources, Lessons Learned • Weapons • Logistics • Skills • Morale 			
	Friendly Forces	Adversary Forces	Neutral Forces	Non-Combatants
Environment	<ul style="list-style-type: none"> • Geography/Region/Terrain • Climate/Weather • (Civil) Infrastructure (e.g., Transportation, Telecommunications, Energy) 			

Figure 7.1: The Scenario Framework.

At the first two levels, a description of the external factors and the capabilities of the actors, including national security interests; the political, historical, and military situation; and the acting assumptions, boundary conditions, and limitations related to adversaries, threats, risks, coalition partners, warfare domains etc. are given. Very often a reference to an approved scenario will suffice.

At the third level, the mission environment is defined. Whether it is a generic, virtual geographic environment or a specific geographical area is not important. What is essential that the mission environment be addressed.

The intermediate level is the most challenging one. The actual military problem has to be projected on the mission, the military forces and capabilities, the civilian capabilities, and the resources available. A scenario must be developed by coherently aggregating a number of components or dimensions with

their attached values, taking into account of the problem formulation. It should address at least these components:

- Geopolitical situation, including historical aspects;
- Geographical area;
 - Availability/usability of civil infrastructure;
 - Terrain and climate;
- Political/economical/military objectives;
 - Level of violence, type of warfare areas, and preparation times;
- Mission context and objectives;
 - Mission tasks and goals;
 - National contributions and roles within the coalition;
 - Order of battle;
 - Doctrines, procedures, (range of acceptable) rules of engagement, and concepts of operation;
 - Temporal factors (e.g. anticipated duration of operations);
 - Desired end states;
- Opposition/threat/risks;
 - Adversary forces and their organisation;
 - Other actors (neutral and uncommitted forces, non-combatants, refugees, IOs, NGO's, Red Cross, etc.);
 - Level of threat and risk;
 - C2 structures;
 - Interaction between friendly, adversary, and other information systems; and
 - Assumptions/hypotheses/axioms about level of technology, impact on information defence, etc.

The actual military problem will be placed in the context of the friendly and adversary military forces involved, e.g.:

- Force organisation, C2 structure, force components;
- Doctrines, tactics, rules of engagements;
- Courses of action;
- Information systems; and
- Logistics.

The framing of scenarios begins with the identification of the key dimensions relative to the problem being addressed. The search of these dimensions is delicate and requires thorough reflection, for instance, on the results of a structural analysis. Once identified, each key dimension or factor must be characterised by a range of possible values or sectors, which enables the set up of the sector-factor matrix. This sector factor matrix is then analysed through a morphological analysis (construction and reduction of the morphological space or space of “all possible scenarios”), which provides the user with a set of appropriate scenarios. The scenarios are dependent upon the problem and the objective of the study and can range from generic to very specific. The analyst will select the level of detail required to drive and focus the model.

7.6 USING SCENARIOS IN C2 ASSESSMENT

It has already been noted that a well-formulated OA problem definition, guidelines and directives for how to approach the analysis should accompany a scenario. Emphasis in this COBP is given to C2 elements in relation to:

- Mission scope: as stated before, one of the characteristics of C2 is that it can not be studied in isolation. C2 is an integrating and enabling factor. As a consequence there is a tendency to consider the entire mission, covering all the arenas connected to it (from logistics to manoeuvre, from artillery support to close combat, from security/police issues to refugee management). Therefore, the typical mission scope for C2 analysis will be broad;
- Levels of hierarchy: the C2 chain is not limited to a special hierarchical level; information and command flows are running from the lowest levels to the higher echelons and vice versa. As a consequence, there is a tendency to cover a wide set of hierarchy levels in considering a C2 problem. Single layer analyses do not represent the dynamics of military problems adequately to answer most C2 issues; and
- Aggregation/disaggregation: the aggregation of data flows, data fusion in support of intelligence processes, merging C2 items to more abstract levels, etc. is difficult but manageable. The process of deleting, merging, and combining information is reasonably well understood. The integration of soft factors (e.g. human and organisational) is less well understood and makes the problem more difficult to simulate, study, or analyse. In particular, the effects of interactions between functional groups and echelons must be considered when decomposition is undertaken for analytic purposes.

7.6.1 Mission Scope versus Levels of Hierarchy

Experience with prior modelling efforts indicates that the scenario developer needs to understand the relationships between the scope of the mission, the hierarchy assigned to conduct the mission, and the level of detail at which the echelon operates. In general, as shown in Figure 7.2, the broader the mission scope, the higher the echelon required to conduct the mission. Also, higher command levels tend to use information at higher levels of aggregation, or less detail, than lower levels. The scenario developer should attempt to operate in the shaded area of the diagram, matching the echelon levels to the proper aggregation level and mission scope.

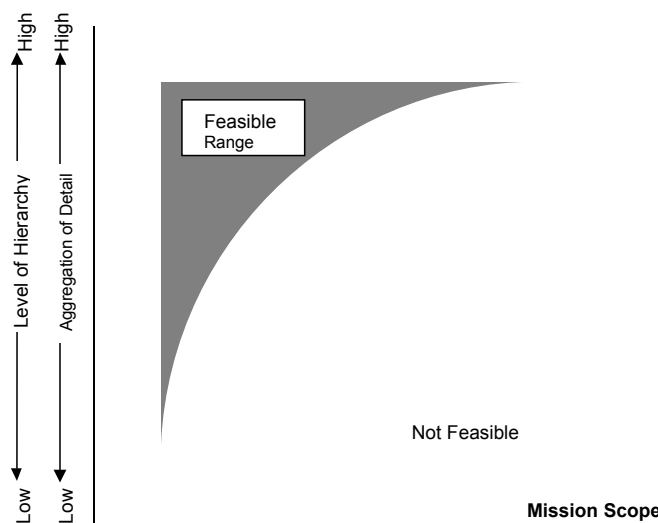


Figure 7.2: Intersections in Hierarchy.

In many complex problems, the analyst is required to subdivide the problem into smaller parts, perhaps even using different models or model federations to represent different levels. The scenario developer should work in conjunction with the analyst to ensure that the hierarchical intersections and interactions (e.g. organisation and infrastructure, C2 processes, and C2 resources) are properly represented, that the models are consistent, and their inputs and outputs are properly linked. Figure 7.3 graphically depicts this relationship, with the rectangles X, Y, and Z representing different models.

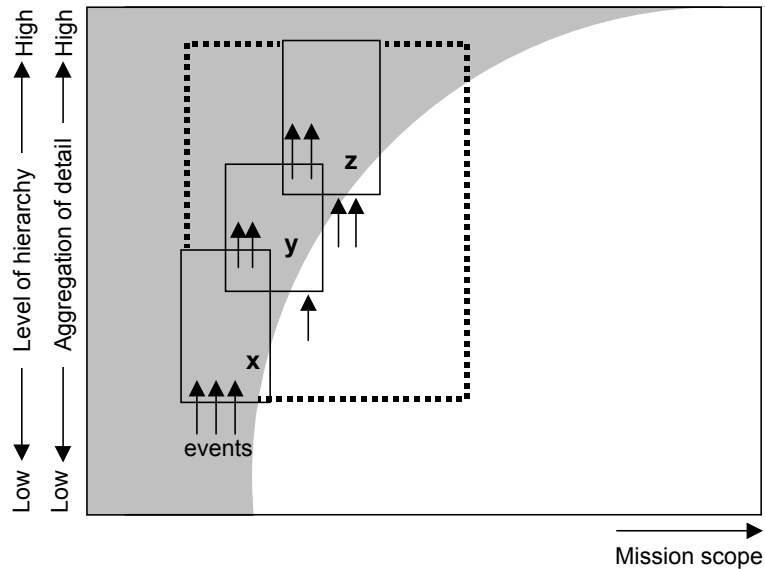


Figure 7.3: Segmentation Hierarchy Range.

Aggregation/De-Aggregation: Non-Causality between C2 Issues at Different Levels

Analysis of C2 issues generally requires assessing the effects of events and actions across command levels to determine causality between actions at one echelon and events at another. For example, the analyst will want to know if the capability to make faster decisions at battalion level has an impact at brigade level or higher. Some C2 items have an impact throughout the entire hierarchical range, some affect only one other level, and some are purely local, i.e., level-specific. The scenario developer will need to be aware of the analyst’s requirements in this area in order to design the proper linkages between events.

7.6.2 Additional Aspects

Additional Areas of Consideration:

- Specification: the purpose of the C2 analysis will influence the kind of scenarios to be used. There are no universal generic scenarios for C2 analysis. Some nations have “validated” scenarios that can be taken off the shelf and modified to support particular analyses;
- Merging mission operations areas: mission areas for the various levels of intensity of conflict and various level of civilians involvement are not discrete, and it may be necessary to include elements of more than one type into a scenario;
- Decomposition: sometimes it might be useful to decompose a scenario into two or more detailed scenarios that each deal with a certain subset of C2 issues. This is more or less analogous to the decomposition into one or more mission operations areas. It may be necessary to add some vignettes to look in greater detail such that all C2 issues of interests are covered and that the whole range of relevant OOTW is explored;

SCENARIOS

- Adversary-friendly interaction: the attention given to adversary and friendly C2 processes should be balanced in those cases where adversary activities are germane to the problem, especially if counter C2 (information defence) is part of the analytic focus;
- Assumptions and guidelines: the scenarios are part of the process in developing an analysis (See Figure 2.3 in Chapter 2). In the scenario phase, all scenario assumptions, guidelines, and boundaries for the study should be revisited. Each study is executed within the framework of the scenario, and therefore the study findings are only valid within the limitations of the various assumptions and artificial constraints of the scenario;
- Traceability: analysts should understand which scenario assumptions and/or boundary conditions are driving factors in the analysis. A detailed description of past use of scenarios should be maintained on a national level in order to avoid duplication. Such a repository should also contain Verification, Validation, and Accreditation (VV&A) information on the scenarios; and
- Awareness: create awareness of the robustness of the overall conclusions and decisions and be aware of the degrees of uncertainty in the scenario.

7.7 CONCLUSIONS

- Using a scenario for C2 analysis is only one part of a larger analytical methodology. The context provided by the scenario impacts in other areas, and the scenario in turn is affected by those same areas.
- Six prerequisites should be in place before using a scenario for C2 analysis:
 - It should be approved for the assessment;
 - It should reflect the factors that have significant impact on C2 needs;
 - It should stress C2 issues;
 - It should be militarily credible;
 - It should be credible in terms of civil-military objectives; and
 - It should facilitate the design process.
- At least three C2 elements should be reflected in a scenario in order to make it useful for C2 analysis:
 - The C2 organisation and infrastructure, including human issues;
 - The C2 processes; and
 - The C2 systems.
- Scenario guiding directives should indicate how the scenario has been used in a hierarchy of scenarios (interpretation of input and output events, etc.).
- The actual C2 analysis problem usually will be broader in scope than OA will allow. Hence Scenario Analysis in combination with military and civilian judgement (including lessons learned) must bridge this gap.
- Analysts need to use multiple scenarios; no single scenario is sufficient.

7.8 RECOMMENDATIONS

Practice:

- Organise a set of scenarios and vignettes that allow the analysis to cover or sample the interesting problem space for the C2 analysis;
- Create a (national) base of approved scenarios and vignettes reflecting the civil-military objectives within the national hierarchy of operations and thus the required spectrum of military missions including OOTW capabilities;
- Explicitly identify and describe the scenarios prior to the execution of a study. However, it might be necessary to revisit the scenario definition during the conduct of the study;
- Information and hypotheses on threats, adversary forces, and non-combatants should be addressed in the scenario;
- Explicitly identify the C2 aspects under consideration within the problem definition; and
- During the analysis, the key scenario assumptions should be identified and documented.

Challenges:

- Standards for judging the applicability and accreditation of (existing) models should be developed; and
- For coalition C2 assessments the scenarios should be developed or adapted by teams including representatives from all participating nations.

7.9 CHAPTER 7 ACRONYMS

C2	Command and Control
CCIS	Command and Control Information Systems
COBP	Code of Best Practice
IO	International Organisation
MoFE	Measures of Force Effectiveness
MoM	Measures of Merit
MoPE	Measures of Policy Effectiveness
NGO	Non-Government Organisation
OA	Operational Analysis
STA	Surveillance Targeting and Acquisition
VV&A	Verification, Validation, and Accreditation

7.10 CHAPTER 7 REFERENCES

Almèn, A., DeBayser, O., Eriksson, P., Jarlsyik, H., Lascar, G. & Ritchey, T. (1999). *Models for Evaluating Peace Support Operations*. A FOA – DGA/DSP /Centre d'Analyse de Défense Joint Workshop.

Coyle, R.G., & Yong, Y.C. (1996, April). A Scenario Projection for the South China Sea. Further Experience with Field Anomaly Relaxation. *Futures*, 28(3).

SCENARIOS

Entretiens Sciences & Défense. (1998). Nouvelles avancées scientifiques et techniques, tome 1 [New Scientific and Technical Advances, Volume 1]. DGA/CHEAr/D.R.E.E.

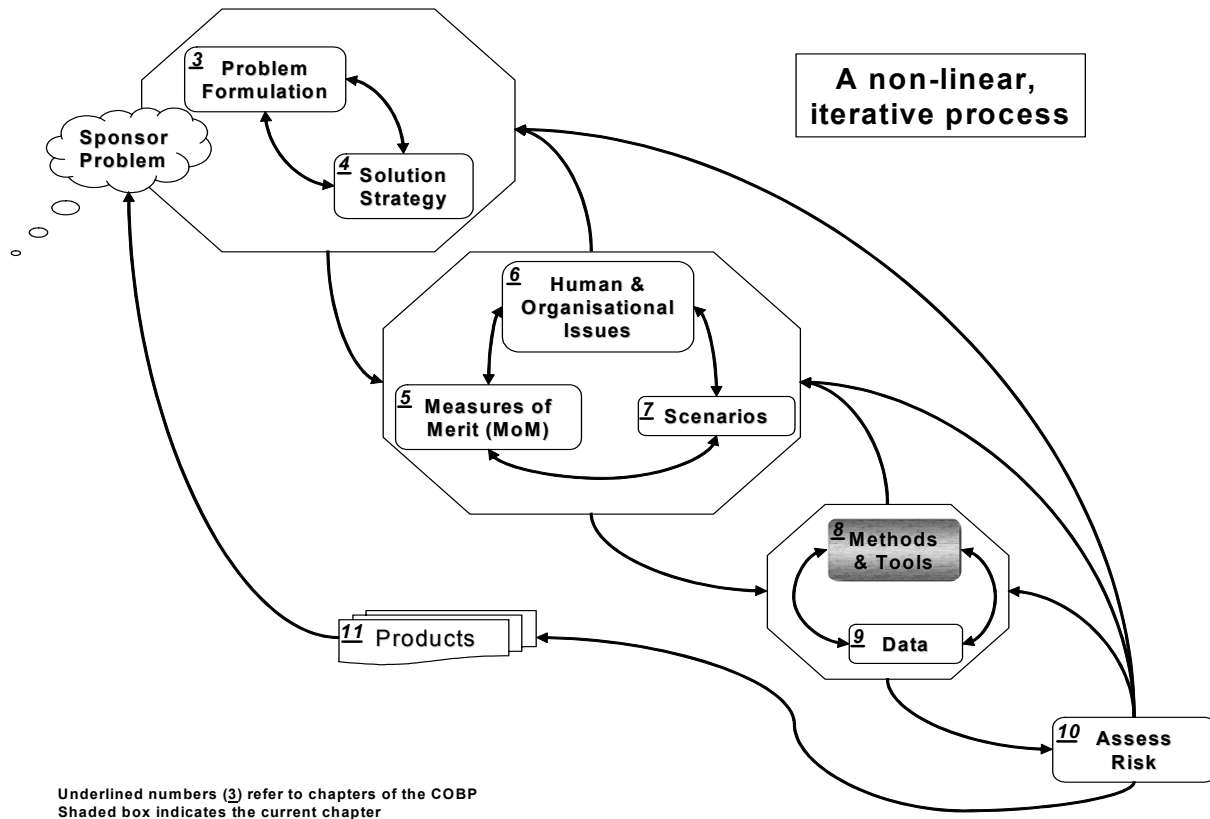
Godet, M. (1998). *Manuel de prospective stratégique, tome 1, Une indisciplinette intellectuelle, tome 2, L'art et la méthode* [Strategic Prospective Handbook, Volume 1. An Intellectual Indiscipline, Volume 2. In the Method and Art]. Paris: Dunod.

Jantsch, E. (1968). *La prévision technologique* [The Technology Forecast]. Paris: OCDE.

Schwartz, P. (1993). La planification stratégique par scénarios [Strategic Planning by Scenario]. *Futuribles*, 176. Available from: <http://www.futuribles.com>.

Starr, S.H. (1996). *Developing Scenarios to Support C3I Analyses*. Proceedings of the Cornwallis Group, Pearson Peacekeeping Center, Clementsport, Nova Scotia, Canada.

Chapter 8 – METHODS AND TOOLS



“The reasonable course of action in any use of arms starts with calculation. Before fighting, first assess the relative sagacity of the military leadership, the relative strength of the enemy, the size of the armies, the lie of the land, and the adequacy of provisions. If you send troops out only after making these calculations, you will never fail to win.” –Liu Ji, 1310-1375, Lessons of War

“War is essentially a calculation of probabilities.” –Napoleon

“If the only tool that you have is a hammer, you tend to see every problem as a nail.” –attributed to a Harvard anthropologist

TOOLS, MODELS, AND THEIR APPLICATIONS

The purpose of this chapter is to consider the best methods for representing Command and Control (C2) systems, processes, organisations, and their interaction in order to support assessments of C2 over the full spectrum of operations, to include Operations Other Than War (OOTW). The key objective is to establish an ‘audit trail’ from data or information collected, through its processing, presentation, dissemination, and use to the performance of C2 processes and organisation as well as to high-level measures of their effects on battle or operations outcome.

This chapter of the revised COBP extends the code to cover method and tool considerations regarding OOTW. The material in this chapter is a distillation of the best approaches and ideas being considered in current NATO research for representing C2 across the full spectrum of operations in all models/tools.

8.1 TYPES OF METHODS AND TOOLS

This chapter covers all tools (simulations or other quantitative or qualitative techniques), whether used for analysis, training, or operational purposes that can be used to assess C2 processes, performance, and effectiveness. Available methods and tools can be categorised into four distinct groups:

- Data collection/generation: methods and tools used to either collect or generate subjective or objective data for subsequent analysis from live, virtual, or constructive sources, whether past, present, or future;
- Data organisation/relationship: methods and tools used to organise data in some logical way, or used to establish relationships between data. These methods and tools, rather than providing a mathematical solution to problems, tend to be more qualitative, subjective, and exploratory techniques based on expert opinion, judgement, and interaction, whether obtained directly or through role playing. Although, in some cases, these tools/techniques may totally solve the problem at hand, more often they will illuminate other associated or sub-problems, determine areas for further analysis, or provide expert input “data” for more quantitative “solving” tools;
- Solving: methods and tools which have been typically associated with operations research, business, mathematics, computer science, information science, engineering, or management science which tend to be quantitative in nature and which usually consist of techniques providing mathematically derived solutions, even if the data analysed is subjective in nature; and
- Support: methods and tools used to collect, organise, store, and explore typically large sets of empirical data.

Table 8.1 provides some recommended methods and tools that fall into each category. The intent here is not to provide an exhaustive list or to debate into which category a specific method or tool should be included, but to give the range of methods and tools available to the analyst for C2 assessment. While the range and scope of potential methods and tools is broad, clearly the emphasis of this chapter of the COBP, and of the analysis community at large over recent years, is on constructive modelling and how best to enhance, orchestrate, and apply it to the assessment of C2 impacts on battle/operations outcome.

Table 8.1: Some Recommended Tools by Category Type

	Data Generation	Data Collection	Data Organisation/ Relationship	“Solving”	Support
Real World Operations	●				
After Action Reviews		●	●		
Historical Analysis		●	●		
Expert Elicitation		●			
Constructive Simulations	●	●	●		
Virtual Simulations	●	●	●		
Exercises	●		●		
Experiments/ Experimental Design	●		●		
Game Theory			●	●	
Army C2 Evaluation System (ACCES)		●	●		
Headquarters Effectiveness Assessment Tool (HEAT)		●	●		
Causal Mapping			●		
Multi-Criteria Decision Analysis (MCDA)			●	●	
Regression Analysis			●	●	
Factor Analysis			●	●	
Bayesian Networks			●	●	

Table 8.1: Some Recommended Tools by Category Type (cont'd)

	Data Generation	Data Collection	Data Organisation/ Relationship	“Solving”	Support
Neural Networks			●	●	
Systematic Approaches			●	●	
Mathematical Programming			●	●	
Heuristic Search				●	
Genetic Algorithms	●			●	
Project Management Tools					●
Data Analysis			●		
Geographical Information Systems		●			
Visualisation	●				●
Databases			●		●
Checklists		●			
Spreadsheets			●		

8.2 ISSUES

The NATO analytic community has had many challenges in the past analysing the effectiveness of C2 related systems and determining what it is that sets it apart from other types of operational analysis. The added complexity and number of confounded variables in OOTW make analysis of these operations even more challenging. The key to the problem, no matter where on the spectrum of conflict the analysis is located, lies in making a properly quantified linkage between C2 Measures of Performance (MoP), such as communication system delays, C2 Measures of Measures of C2 Effectiveness (MoCE), such as planning time, and their resultant impact on higher level Measures of Force Effectiveness (MoFE) or Measures of Policy Effectiveness (MoPE), which capture the effects on battle or operations outcome. These higher level MoFE/MoPE are required in order to be able to trade off investment in C2 systems against investment in combat systems such as tanks or aircraft. At present, there is no routine way of making this linkage, nor any one tool that can be applied to generate the required measures. Hence, all analyses of C2 issues demand a high level of creative problem structuring and approach, and selection and application of a range of available analysis tools, to overcome this challenge.

The range of issues is very broad and challenging. Particularly challenging are the following issues that will be addressed in more detail later in this chapter:

- Representation of human behaviour (e.g. rule-based, algorithmic, or “human-in-the-loop”);
- Homogeneous models versus hierarchies/federations;
- Stochastic versus deterministic models;
- Adversarial representation;
- Verification, Validation, and Accreditation (VV&A); and
- The conduct of sensitivity analysis and other ways of dealing with uncertainty.

Of particular importance for analysis of OOTW:

- Selecting an orchestrated set of tools that generate the required MoM;
- Scoping the analysis considering tool availability;
- Considering the human dimension in tool selection early in the process; and
- Ensuring tools selected have the trust and confidence of the decisionmaker(s).

8.2.1 Representation of Human Behaviour: Rule-Based, Algorithmic, or “Human-in-the-Loop”

In developing methods and tools that represent the process and performance of C2 explicitly, most approaches until very recently have been founded on the artificial intelligence (AI) methods of expert systems. These represent the commander’s decisionmaking process (at any given level of command) by a set of interacting decision rules. The advantage of such an approach is that it is based on sound AI principles. However, in practice it leads to tools which are large, complex, and slow. The decision rules themselves are, in many cases, very scenario dependent and, as noted in Chapter 6 – Human Decisionmaking, human factors and organisational expertise may be needed on a project team to treat these issues correctly.

These factors were not a problem when the Cold War prevailed. There was sufficient time to complete extended analyses, and one key scenario dominated. However, in the post-Cold War environment, such certainties have evaporated. Indeed, uncertainty is now one of the key drivers of analysis. There is an increasing requirement to consider large numbers of scenarios and to perform a wide range of sensitivity analyses. This has led to a requirement for ‘lightweight,’ fast running tools, that can easily explore a wide range of scenarios, yet still appropriately represent C2. Some have begun to explore advanced algorithmic tools based on Bayesian mathematics, catastrophe theory, and complexity theory. Such approaches to the representation of C2 are at the core of a new generation of closed form constructive simulation models that are beginning to be used for analysis (Moffat, 2002; Moffat, 2000).

Many analyses employ “human-in-the-loop” techniques in order to ensure realistic human performance or to check assumptions and parameters. However, “human-in-the-loop” techniques are expensive and require the inclusion of soft factors and their attendant MoM. The introduction of “human-in-the loop” introduces a source of variances and uncertainty. The increased cost, complexity, and uncertainty of “human-in-the-loop” methods often requires analysts to limit the use of these techniques rather than employ them as the primary analytical method.

8.2.2 Homogeneous Model-Tools versus Hierarchies/Federations

In order to build an “audit trail” that traces the interrelationships among individual C2 systems, processes, and organisations, as well as their impacts on mission operational outcomes, there is a need to represent the key detailed processes involved, such as the transmission of communications across the battlefield and the impact of logistics on decisionmaking. Taking this as an example, the question then arises as to whether all the transmission media (radio, satellites, etc.), with their capacities, security level, communications protocols, etc., should be represented explicitly, or whether these details should be split out in a supporting model. Similarly, the details of logistics could be undertaken as part of the main model or in a specialised supporting model. Supporting models could be run off-line, providing sets of input data to the main model (giving rise to a model hierarchy) or they could be run in real time interaction with the main model (giving rise to a model federation). In the off-line mode, the main model would generate demands on the communications and logistics systems. The supporting models would check if these demands could be satisfied. If not, communication delays and logistics constraints in the main model would be increased, and the main model re-run. This would have to be done a number of times to bring the main and supporting models into balance. However, such an approach can generate valuable analytical insights.

Figure 8.1 shows the main model-tool producing (in addition to its MoFE) a detailed set of dynamic demands on the communications (such as capacity required of different communications systems as a function of simulated time), and logistics processes (demands for transport and key consumables), in order to achieve the assessed levels of MoFE. These are then fed back into detailed model-tools of the communications and logistics infrastructure. Those supporting model-tools can then be matched against

the dynamic demand placed on the communications and logistics infrastructure to the available capacity. If there is a mismatch, the assumptions in the main model-tools are adjusted iteratively to bring the two model-tools into balance. This approach is more flexible and reactive for a large set of C2 assessments. However, this approach increases the complexity of the architecture (number of linked sub-processes, failure of the sub-model, etc.).

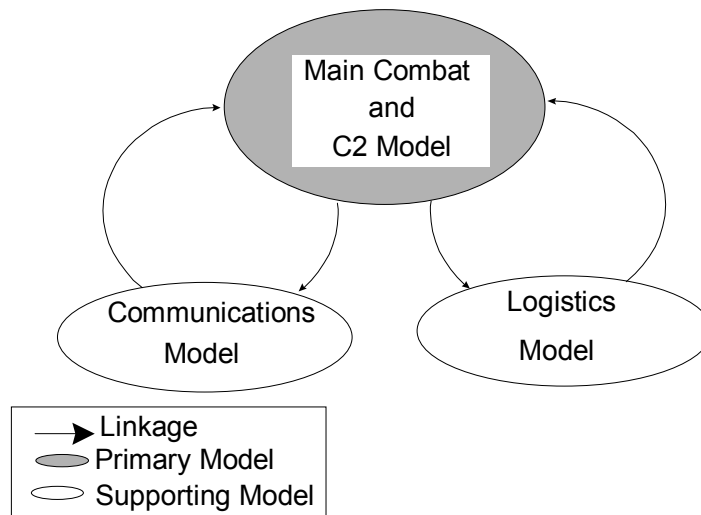


Figure 8.1: Model Linkage.

A similar approach can be applied to concepts of operation. In some models, it is possible to describe a concept of operations as a sequence of standard missions (e.g. attack, defend, move). These missions can then be analysed to determine the demands they place on the supporting infrastructures. This can be tested off-line to see if the infrastructure can cope. Again, this would have to be iterated a number of times, but provides an ability to relate, in an understandable way, the infrastructure capacity to its ability to support a defined concept of operations (and hence battle outcome). In addition to the use of such hierarchies of supporting models in an off-line mode, it is possible to create real-time federations of such models to represent, inter alia, combined or joint operations.

8.2.3 Stochastic versus Deterministic Models

Stochastic and deterministic models differ in how they treat variables. Stochastic models incorporate the attributes of the probability density (or distribution) functions associated with model variable into run time calculations. The actual values of model variables will therefore differ each time the model is run. Thus, the output of a stochastic model will yield different results each time even when a set of inputs is “fixed”. Deterministic models utilise point estimates for the values of model variables, and hence for any given set of inputs the model will produce a single output.

Stochastic and deterministic models each have their advantages. The selection of which to use or how to employ each type of model in an assessment depends upon the nature of the problem and other elements of the solution approach. Whether the model is time step driven or event sequence driven will also impact on the selection of the appropriate models(s).

Deterministic Models

The merits of a deterministic approach are that run-times are reduced, and there is a single ‘thread’ connecting the input data and the results, making the analysis of the tool output potentially easier.

The justification for using deterministic (expected value) tools is usually based on the assumption that, due to the large number of stochastic processes involved in combat on higher levels, their results converge rather quickly to the mean values obtained from stochastic models.

Stochastic Models

Stochastic models do provide significantly more information than deterministic tools. They are deemed to be indispensable for an assessment of the robustness of the results as well as providing the “data” needed for risk analysis. These additional benefits come at the cost of significantly higher run time requirements and a more complex analysis task.

Chaos theory shows that structural variance (or ‘deterministic chaos’) can occur when sets of decision rules interact in the simulation of a dynamic process. Small changes in initial conditions can lead to very different trajectories of system evolution. Any simulation model of combat, with a representation of C2, has to face this kind of problem. The merits of a deterministic approach are that run times are reduced and there is a single ‘thread’ connecting the input data and the results, making analysis of the model output potentially easier. However, the representation of the C2 process (whether using decision rules or not) gives rise to a number of alternative decision options at any given moment, and can thus potentially give rise to such ‘deterministic chaos’. If such effects are likely to arise, one solution is to use stochastic modelling. The use of stochastic sampling in the model, together with multiple replications of the model, gives rise to a distribution of outcomes, which is much more resistant to such chaotic effects.

US Army Training And Doctrine Command (TRADOC) has been experimenting with Deterministic Combat Models. “A potential alternative solution, when the issue under study warrants, is to conduct analysis of multiple runs of a deterministic model where the initial states of information systems are varied” (Bailey, 2001).

8.2.4 Representing Adversary Forces

Historically, adversary capabilities and behaviours were often fully scripted or heavily constrained. This was more appropriate in Cold War contexts than it is today. However, it was never ideal for C2 analysis because the dynamic interaction among friendly, adversary, and other forces is a critical element of C2 representation. Today, much more robust adversary representation of operational capabilities and choices are employed and indeed are necessary. Analysts must consider not only a range of scenarios, but also the range of possible adversary actions and reactions.

8.2.5 Verification, Validation, and Accreditation (VV&A)

VV&A has historically been a challenge for model development efforts, but is particularly challenging for C2 modelling. This is due to the variability inherent in most C2 processes, especially those that involve the human aspects of information processing and decisionmaking. The approach to VV&A needs to be carefully considered, particularly in light of the need to assess future C2 systems and capabilities in association with new concepts of operation, new organisational forms, new doctrine and asymmetrical adversaries.

8.2.6 Selecting an Orchestrated Set of Tools

The natural tendency of an analyst is to simplify a problem. Part of that simplification is to select a tool, preferably only one, which will meet the analysis requirements. In the analysis of C2 of combat operations, this may be possible if the analysis is properly scoped. In the analysis of OOTW C2, the issues are typically too numerous, the variables too confounding and the scope too broad for one tool to satisfy all analysis requirements. An orchestrated set of complementary tools will normally be required.

8.2.7 Scoping the Analysis Considering Tool Availability

An analyst must always scope the analysis during problem formulation to enable it to be accomplished within available resource constraints. During problem formulation, however, the consideration of available tools has typically not been a driving factor. Also, in the analysis of C2 combat operations this may not be a problem because selection of the tool(s) to be used is more obvious based on past experience. However, for OOTW C2 analysis, the availability of tools, and their orchestration, requires more consideration early in the process (i.e. during problem formulation).

8.2.8 Consideration of the Human Dimension

C2, by its very nature, is closely linked to human behaviour, and its analysis requires careful consideration and inclusion of the human dimension. Often, as a way of simplifying the analysis, the C2 assessment team eliminates these considerations by assuming that human commanders and their staffs are not affected by their environment and will always make the best decision, and the same decision, given the required information. This is unsafe and not good practice. This has been especially true for the analysis of OOTW C2, even though this analysis is often more impacted by the human dimension than C2 for combat operations.

8.2.9 Ensuring Trust and Confidence in the Tools

Analysts select and apply the tools of their trade based on what those tools can do for them in accomplishing their analysis objectives. Over time they become comfortable with certain tools and the customers for their analysis also develop a trust in the tools and confidence that they will produce valid results for them. For OOTW C2 analysis, given that the tools are more numerous, must be orchestrated to work together, and are sometimes unknown or not understood by the customer, the development of trust and confidence in these tools is difficult to achieve.

8.3 NEW METHODS AND EMERGING PRACTICES

Given the inherent problems associated with the issues described previously, a best practice for the application of analysis tools for C2 analysis is still emerging. This best practice is described below, first for tools in general, then for models, both at the model level itself and at the algorithm level.

8.3.1 Selection of Methods and Tools

The selection of tools to apply to C2 analysis should be based both on evaluation of the candidate tools themselves against a set of evaluation criteria and on consideration of the type of study to be undertaken. The evaluation criteria for tool selection includes criteria related to the functionality of the candidate tool and to the performance of the candidate tool. The following are established evaluation criteria for tool selection. They are as applicable to tool selection for OOTW C2 as for combat C2 analysis.

- Functionality-related tool selection criteria:
 - Resolution: the level of detail in representation of entities within the tool;
 - Completeness/scope: the extent to which the tool is able to address analysis issues;
 - Functionality: the extent to which the tool represents the full range of functions;
 - Explicitness: the ability of the tool to explicitly represent required entities;
 - MoM Generation: the ability of the tool to generate the MoM required; and

METHODS AND TOOLS

- VV&A: the determination of whether the tool has been verified, validated, and/or accredited for its intended use. (Note: Not all NATO member nations recognise the term “Accreditation”. Accreditation here refers to some form of formal approval to use the model for the analysis intended.)
- Performance-related tool selection criteria:
 - Responsiveness: the amount of time between request and receipt of information;
 - Simplicity: the ease of preparation and use of the tools;
 - Preparation/use time: the length of time necessary to prepare and use the tool;
 - Data availability and parameters: the ease in acquiring or generating the necessary data or parameters for tool use;
 - Interoperability: the ability of the tool to interoperate with other tools;
 - Resource requirements: the amount of resources (time, personnel, and funds) required; and
 - Credibility: the extent to which the customers and users accept tool results.

8.3.2 Using Models

The potential for exploiting recent advances in mathematics in order to create fast running model-tools was noted earlier. Such models have exploited emerging approaches, such as complexity theory, chaos theory, catastrophe theory, and game theory in order to produce a ‘good enough’ representation. They can be used to complement more complex, detailed models of the problem area. In many cases, a tailoring of models, or other tools, will be required to properly address the analysis issues at hand (Moffat, 2002; Moffat, 2000).

Model Federations

A number of new approaches share a key set of characteristics. First, an object-oriented approach within the model-tool allows different objects to be brought together to represent the complete command process, rather like ‘Lego™ bricks.’ Such a philosophy also encourages the development of model-tools based on holistic and evolutionary principles. In other words, always capture a complete model of the process, including the parts whose representation is still unclear. As understanding develops, improve those parts (or objects) which were rudimentary at the start. At the next level up, the use of run-time interfacing allows different model-tools to be brought together to create a federation to represent the process under study. This federation then may also have to be integrated with the use of a mix of tools, which include techniques other than modelling, to fully address the study issues.

Agent-Oriented Modelling

A second key aspect is the description and representation of the C2 process through agent modelling and programming techniques. Modelling of the C2 process as a group of agents, based on artificial intelligence concepts, favours the capture of the cognitive nature of command tasks. Agents can be implemented, in an object-oriented environment, as either objects (e.g., actor or “applet” type of agents), or aggregates of objects (coarse-grain agents). Such agents interact with each other through a messaging infrastructure. The term “agent-oriented modelling” is suggested as a way of capturing this idea.

Linking of Performance Model-Tools to Effectiveness Tools

This third idea, used in a number of NATO countries, uses a structured hierarchy of model-tools to create an audit trail from C2 systems, processes, and organisations through to battle operations outcome. The idea is to create supporting performance level model-tools of particular aspects of the process

(e.g., communications, logistics) which can be examined at the performance level. These then form inputs to higher level force on force models. This ensures that the combat models themselves do not become overly complex. We have already discussed this in the sense of hierarchies of support models.

For example, in Figure 8.2, a detailed model of the intelligence system can be very complex, if we wish to take account flow of intelligence requirements, tasking, collection processes, fusion processes, and intelligence products. In order to analyse the impact of intelligence, it is important to have all of this detail, but it does not necessarily have to be represented explicitly in the main model. A supporting model-tool which captures all of this detail can be created (or used if one already exists) in order to produce outputs at the MoCE level, such as speed and quality of intelligence. These can then form inputs to the main simulation model. The main model-tool then takes these into account in producing its own outputs. These will now be at the MoFE level. Examples are friendly casualty levels, adversary attrition, and time to achieve military objectives.

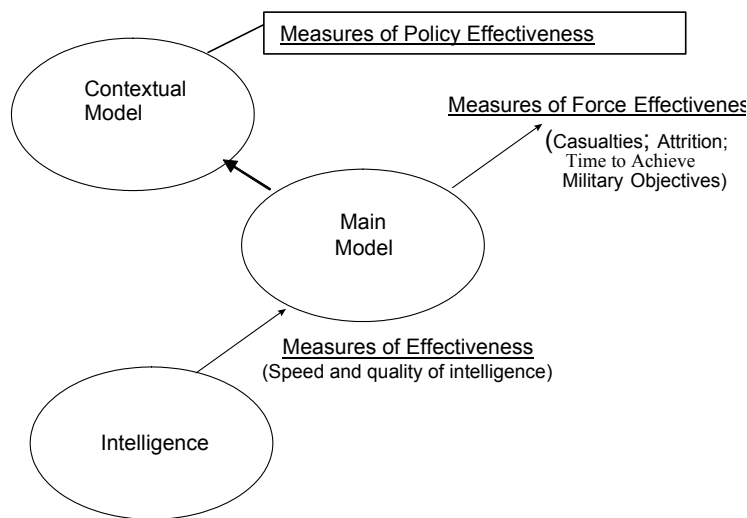


Figure 8.2: Model-Tool Hierarchy.

Scanning Scenario Space

The use of very fast model-tools to scan the overall space of possibilities and to identify areas of concern for further analysis appears to give a good balance between the use of simple and complex modelling approaches. Fast models, which are simpler but may have less analytic depth, allow the analyst to scope the problem and determine the degree of complexity a model-tool must represent in order to conduct the desired level of analysis.

Decisionmaking Process

It is important to have a proper representation of the decisionmaking process in order to establish the link from C2 performance through MoE to overall MoFE and to represent information operations (IO) effects such as Counter C2 or digitisation of the battlespace. Representation of the decisionmaking process itself, however, remains difficult because of the difficulty in representing human performance, command styles, and organisational relationships.

Parameter Development Context

Finally, it may become necessary to generate new or additional data to validate new or existing model-tools to incorporate C2 factors. This may be especially true in the case of integrating soft factors into

C2 analysis. Possible methods include field trials, “model-test-model”, or advanced warfighting experiments. Field trials are used if uncertainty revolves around measurable factors that are only observable in the field or are not reproducible in the laboratory. Model-Test-Model (M-T-M) or Model-Exercise-Model (M-E-M) is used as part of an iterative process to develop and apply systematically more in-depth and sophisticated model-tools and, in some cases, more simplistic model-tools to increase their validity. The original model-tool is executed, modified based on results of the test or experiment, and executed again until it has developed a sufficient representation of a complex process. Experiments, like advanced warfighting experiments, are useful in modelling new, large scale, and complex interactions for which little data or few validated tools exist. Each approach requires additional time and resources, and the data sets may not be validated for some time.

8.4 C2 MODELLING GUIDELINES

A number of common ideas have emerged which are worth consideration for new modelling and tool developments. Figure 8.3 shows how each of the following common ideas are represented within an ideal command and control model:

- Understanding of adversary intent can be represented by having a number of prescribed intents or options, which are updated in an advanced data architecture, or Bayesian way, as more information becomes available;
- Representing headquarters explicitly in the model-tool allows proper representation of Information Warfare (IW) effects such as counter C2;
- Explicit representation of the “recognised picture” within each headquarters (HQ) allows the model-tool to run based on different perceptions by each individual unit on each side represented. This allows the effects of aspects such as deception, shock, and surprise to be explicitly considered;
- Represent information as a commodity. This consideration is the most critical and difficult to implement, but is the foundation for the other guidelines, as well as for the model itself. Information should be considered as a resource that can be collected, processed, and disseminated. It includes information about adversary, friendly, and other forces, considerations such as political-military factors and rules of engagement (ROE), as well as environmental information such as weather and terrain. Information should possess dynamic values such as accuracy, relevance, timeliness, completeness, and precision. These values should in some way affect other activities within the model, to include, when appropriate, combat functions;
- Represent the realistic flow of information throughout the operational environment. Information has a specific source, and that source is usually not the end user of the information. A requirement exists, therefore, to move information from one place to another in the operational environment. Communications systems of all forms exist to accomplish this movement. These systems can be analogue or digital. Information can be lost and/or degraded as it flows around the operational environment. The model-tool should represent the communications systems and account for these degradation factors as it represents information flow;
- Represent the collection of information from multiple sources and tasking of information collection assets. This guideline applies equally to adversary, neutral, and friendly and other force information. For the collection of adversary and other force information, the model-tool should represent a full suite of sensors and information collection systems, and the ability of these systems to be tasked to collect specific information. For the collection of friendly information, this consideration is just as critical. Knowledge of one’s own capability in combat, as well as that of the adversary and other forces, is essential for effective decisionmaking;

- Represent the processing of information. Information is rarely valuable in its original form. It usually has to be processed in some way. Typical processing requirements include filtering, correlation, aggregation, disaggregation, and fusion of information. These processes can be accomplished by either manual or automated means. The ability, or inability, to properly process information, and the time it takes can have a direct bearing on combat operational outcome;
- Represent C2 systems as entities in the operational environment. C2 systems perform information collection, processing, dissemination, and display functions. They should be explicitly represented as entities that can be targeted, degraded, and/or destroyed by either physical or non-physical means. Additionally, the model-tool should account for continuity of operations of critical functions during periods of system failure or degradation;
- Represent unit perceptions built, updated, and validated from the information available to the unit from its information systems. This is a critical requirement. Each unit should have its own perceptions, gaining knowledge from superior, subordinate, or adjacent units only when appropriate;
- Represent commander’s decisions based on the unit’s perception of the battlefield. Each unit should act based on what it perceives the situation to be informed by its commander’s intent of mission, goals, constraints, and biases, not based on ground truth available within the model. When a unit takes action based on inaccurate perceptions, it should suffer the appropriate consequences; and
- Represent IO for each/all combatants. With information so critical to combat operations outcome, the model-tool should be able to represent the deliberate attack and protection of information, information systems, and decisions. This applies to all sides represented in the model.

As shown in Figure 8.3, explicit representation of these information operations elements within a command and control will facilitate the assessment of human factors, psychological operations, deception, C2 systems effectiveness, and staff structure issues.

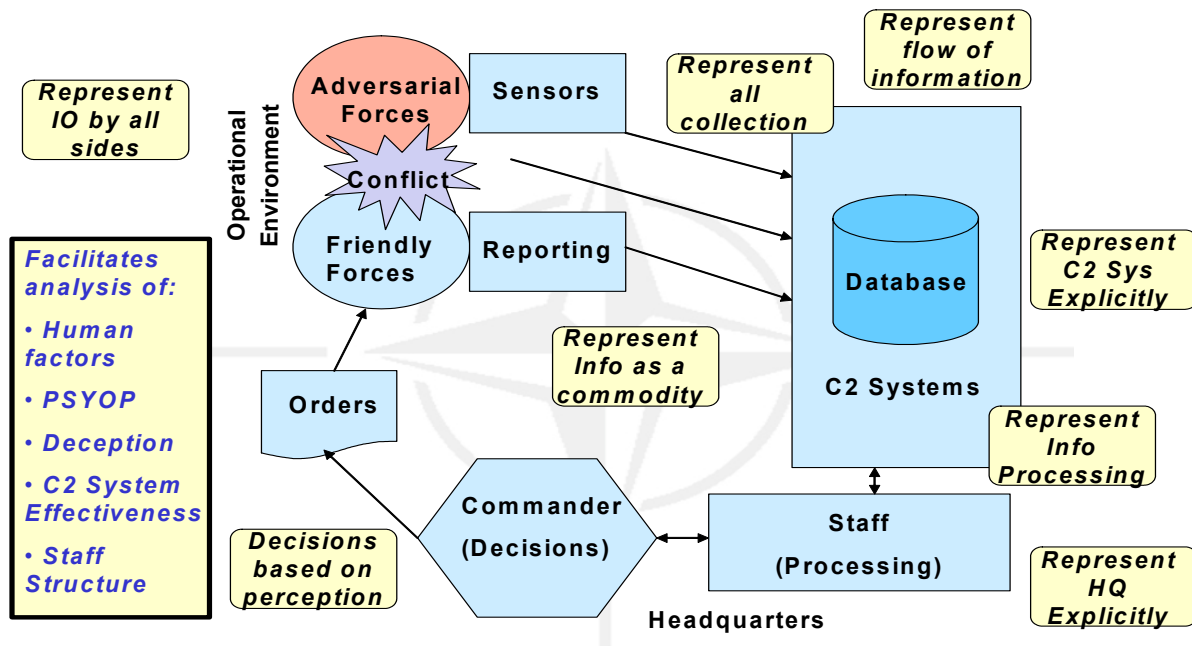


Figure 8.3: Modelling Guidelines.

8.5 CONCLUSIONS

The following conclusions are made regarding the strengths and weaknesses of current C2 tools/modelling approaches.

8.5.1 Strengths in Current C2 Tools/Modelling

An assessment of current C2 modelling approaches employed against the guidelines above show that, while they may not yet be satisfied, there are some strengths in the C2 tools/modelling approaches currently being implemented:

- There is a common understanding of issues. This has not always been the case. With the inherent complexity of C2, as well as the challenges in modelling such a complex subject, there has been a tendency in the past to ignore the subject, or just to accept it as something that is too complex to address. This does not seem to be the case now. Perhaps through the emergence of new technologies and through the work of groups such as the NATO SAS groups, the analysis and modelling of C2 is now considered possible. Member nations now seem to have both an understanding of C2 and its importance to combat and OOTW operations and a common understanding of the modelling challenges that exist;
- There is wide application of C2 modelling. Member nations now apply C2 modelling and analysis to a wide range of issues. These issues include those associated with investment, requirement identification, force structuring and operational support. In all of these areas, there is understanding of the sensitivity and criticality of C2 to the proper analysis of combat operations outcome. Selection of the model-tools to apply to a particular problem should be based on evaluation of specific criteria, as discussed previously in this chapter;
- Although each nation develops its models for different purposes and tailors their models and other tools for specific issues, there exists a commonality of approaches in different nations that serves to strengthen their collective merits. These common approaches are an outgrowth of the modelling technologies now available, but also result from shared experiences by member nations;
- Most of the progress and success in C2 modelling has been with regard to high-intensity combat. This is perhaps due to the belief by many that a high-intensity combat scenario is still most appropriate for the analysis of combat, particularly for analysis of primary combat systems. Progress, therefore, has been focused on embellishing high-intensity combat analysis with C2 improvements to models. Unfortunately, low-intensity combat and OOTW modelling and analysis have not received the same level of attention until recently;
- There is wide use of evolutionary development approaches. After many years of neglect, a problem as complex and difficult as C2 modelling requires years of focused research and development. There are no simple fixes to the problem. It is evident that member nations recognise this and are willing to approach the problem in an incremental manner, applying evolutionary approaches;
- There is progress in linking and federating models. Significant progress has been made by several nations in linking performance model-tools with combat effectiveness models, either directly or through off-line approaches. Additionally, creating federations of models through standard interface protocols has significantly improved the use, and reuse, of existing models and has provided a promising approach for future modelling. The inherent difficulties in federating models, given today's state of the art, must be considered when contemplating this approach;
- There is progress in modelling "soft factors". Several nations have made real progress in modelling phenomena that have non-physical, or soft impact, on combat operations outcome. Among these factors are morale, fatigue, and training proficiency. These and other soft factors

have increased importance on combat operations outcome as C2 modelling improves combat models;

- Standard interface protocols, data standards, and other standards either now exist, or are under development. These standards serve to make this difficult task easier. Continued development of such standards is envisioned for the future is essential;
- There is widespread use of Commercial-Off-The-Shelf (COTS) products. These products are generally available to all member nations. This use of COTS has served to help further standardise individual modelling approaches and will continue to do so in the future; and
- There is application of new information technologies. New technologies, such as those supporting animation, have been applied to the challenge of C2 modelling simulation, and analysis. Additional technological advancements will no doubt continue and will be similarly applied to this problem.

8.5.2 Weaknesses in Current C2 Tools/Modelling

An assessment of current C2 modelling approaches employed against the guidelines above show that weaknesses exist in current approaches. These weaknesses, rather than being enumerated here, are expressed as challenges below.

8.6 RECOMMENDATIONS

It is recommended that analysts take advantage of the strengths available in current approaches and in the new methods that are evolving. They should also be aware of the challenges that must still be resolved and should attempt to play their part in helping address those challenges both through study activities and research.

8.6.1 Challenges: OOTW

As discussed previously, recent world events and current projections call for an emphasis on OOTW. C2 in these environments can be quite different and may require fresh C2 tool/modelling approaches to link C2 to outcome in these environments. The following challenges with tools-models for C2 Assessment exist:

- Orchestrating a set of applicable tools. Because there is no one universally accepted tool that will satisfy OOTW C2 analysis requirements, a set of tools must be selected, based on evaluation of potential tools against selection criteria, and applied to the analysis. Orchestrating a set of tools that complement the strengths and weaknesses of each to satisfy the analysis requirements is difficult. Proper consideration of assumptions and constraints during tool selection, and careful scoping the analysis issues, will help to simplify the orchestration of tools. Additionally, it must be remembered that not only the tools, but trained, skilled users of the tools are required;
- Breadth of tool application. Because of the complexity of OOTW analysis, the full set of potential tools should be considered for application throughout the study process, from problem formulation through sensitivity analysis. Additionally, the more subjective nature of OOTW dictates that tools, heretofore not typically applied to the analysis of C2, be considered for use throughout the study process;
- Relationship of tools to data availability and MoM generation. Tools must be selected for OOTW C2 analysis that have necessary data available, or able to be generated or obtained from the application of other tools. Reliance on more subjective data, especially for higher C2 echelons, may be necessary. Additionally, tools must be selected that generate the MoMs that will help

answer the study issues at hand. The OOTW C2 analyst will be challenged to be creative in establishing the strong relationship between data, tools, and MoM required for a successful OOTW C2 analysis. It must be remembered that analysts, not the tools themselves, answer the analysis issues;

- Consideration of M-E-M or M-T-M. Capitalisation on testing or training events for C2 analysis purposes can be highly beneficial, both from a resource and analytic point of view, but doing so can be difficult. Such approaches are more subjective, take more human involvement, and are inherently more complex than more classical analysis tools/approaches. The advantages of having live players/subjects in the analysis, however, generally outweigh the disadvantages. These approaches are becoming more commonplace and more accepted as a legitimate analysis approach, especially for more subjective issues such as those associated with OOTW C2;
- Sharing of tools between different communities. Given the nature of analysis of OOTW C2 and the emergence of M-E-M and M-T-M approaches, the boundaries between the testing, training, analytic, and operational communities are blurring and tools once considered for use in only one of these communities are finding application in another. The sharing of available tools among these communities is considered even more appropriate now with the rise in importance of complex OOTW C2 analysis requirements. This sharing, however, is difficult due to differences in terminology, as well as cultural differences between the different communities;
- Reuse of operational schemas and data models. OOTW typically involves many more organisational entities than combat operations, making interoperability of organisations and systems critical to successful operations. C2 analysts, therefore, are challenged to ensure they use, to the extent possible, existing operational schemas, such as orders and reports, and data models used for C3I systems integration, whenever possible to further standardisation and interoperability goals;
- Analysis of architectures. Technical, operational, and system architectures are sometimes developed in order to facilitate integration and interoperability of C3I systems. For NATO, required architecture frameworks are contained in the NATO C3 Interoperability Management Plan (NIMP), Volume II. Considerable challenges exist in developing and applying analytic tools for evaluation architectures, to include analysis of alternative architectures and their implications; and
- Management of customer expectations and relations. OOTW C2 analysis is so difficult that it is necessary for the analyst to ensure the customer for the analysis understands the inherent difficulty and to attempt to manage the customer expectations for the analysis. This includes informing the customer of the tools to be employed and to gain an understanding and trust in those tools by the customer. It also implies a special relationship between analyst and customer for OOTW C2 analysis. This is even more critical when the customer is a subject of the analysis, such as when a commander has his/her own command analysed.

8.6.2 Challenges: Modelling C2

The following challenges with modelling C2 exist:

- Better representation of cognitive processes. C2 can be incorporated at one level of resolution in combat tools through representation of the effects of particular decisions. At another level, representation of the decision process itself is desirable. It would enable alternative decisionmaking styles and the effects of soft factors such as stress, training level, fatigue, and morale to be more easily assessed. These factors become more important as the full range of IO representation is attempted;

- Long standing challenges associated with both stochastic and deterministic models. The advantages and disadvantages associated with stochastic and deterministic modelling approaches will remain as C2 modelling improves. The objective is to select the best modelling approach for the issue at hand. Recognising the inherent advantages and disadvantages, and then capitalising on the advantages while minimising the disadvantages, are the challenges;
- Better standard definition of C2 terms. This challenge has plagued the C2 community for many years, because of both the scope and complexity of the subject. This is particularly true across service boundaries and across the international community. A standard set of definitions would greatly simplify the C2 modelling challenge;
- The definition and application of C2 scope. This challenge, related to the previous challenge, is especially critical to modellers. The C2 of a fighter aircraft or a carrier group is very different from the C2 of an army corps or an army squad. On the other hand, there are C2 aspects of each of these combat elements that are similar. Modelling of C2, however, can be vastly different in each case. The scope of each modelling undertaking must be properly considered and discipline must be applied throughout model development to focus on the proper scope. Once the scope is established, a mix of tools may be required to address the full scope of the analysis;
- Multiple application of C2 model-tools to analysis, training, and operational requirements. C2 phenomena are relatively constant whether they exist within the analytic, training, or operational environment, and they should be consistently modelled in each environment. This fact, as well as the obvious need to conserve expensive model-tool development resources wherever possible, leads to the challenge of developing C2 models, or at least component software modules that can be used to support analysis, training, and operational requirements;
- Level of resource application to the breadth and depth of C2 modelling. Because of the large scope of C2, there has been a tendency by some to model C2 at great breadth (multiple applications), at the expense of modelling C2 phenomena at a corresponding depth. In a constrained resource world, sufficient resources are not usually available for both. The challenge is to either apply sufficient resources or to recognise the shortfall and to level the available resources across the breadth and depth of the problem. Models and other tools must, therefore, be tailored to the extent possible to fit the study issues being addressed;
- Differences in the level of modelling of friendly and adversary forces. Many combat models do not represent adversary forces to the same level of resolution as friendly forces. In the past, there may have been good reasons for this. Besides the obvious resource savings, the lack of C2 representation often precluded further representation of adversary forces. Valid representation of C2, to include full play of IO such as deception and psychological operations, will require equal representation across both adversary and friendly forces, as well as any other supporting or neutral forces in the simulation. All discussion and recommendations in the COBP, therefore, are equally applicable to modelling of adversary forces as it is to modelling friendly force C2. This represents a significant challenge to many modelling efforts;
- Continuing lack of “soft factor” representation and data. As discussed previously, a robust C2 representation in combat models will permit soft factors to be better represented. The bigger challenge, perhaps, may not be the modelling methodology itself, but the acquisition of data to support it. The effects of such things as stress, training proficiency, morale, fatigue, and shock, for example, necessitate new data generation approaches, which will take some years to implement. The tasks of VV&A and Verification, Validation, and Certification (VV&C) are most severe in their soft factor arena. The certification of soft factor data, as well as most all C2-related data, is particularly difficult to achieve. Innovative and focused C2 data VV&C programs are required;
- VV&A of C2 model-tools and the parameters that drive them. This is always a challenge for model-tool development efforts, but is particularly challenging for C2 modelling, due to the

variability inherent in most C2 processes, especially those that involve the human aspects of information processing and decisionmaking; and

- Sensitivity Analysis. The challenges associated with the proper conduct of sensitivity analysis of C2 is as great as, or perhaps greater than, that associated with other analyses. This is because of the uncertainty associated with C2 itself, and the relatively immature modelling of C2 that exists today. Innovative, yet cost-effective approaches to sensitivity analysis are required.

8.7 CHAPTER 8 ACRONYMS

ACCESS	Army Command and Control Evaluation System
AI	Artificial Intelligence
C2	Command and Control
CPX	Command Post Exercise
FTX	Field Post Exercise
HEAT	Headquarters Effectiveness Assessment System
HQ	Headquarters
MAPEX	Map Exercise
M-E-M	Model-Exercise-Model
MoCE	Measures of C2 Effectiveness
MoFE	Measures of Force Effectiveness
MoP	Measures of Performance
MoPE	Measures of Policy Effectiveness
M-T-M	Model-Test-Model
ROE	Rules of Engagement
OOTW	Operations Other Than War
STAFFEX	Staff Exercise
TRADOC	US Army Training And Doctrine Command
VV&A	Verification, Validation, and Accreditation
VV&C	Verification, Validation, & Certification

8.8 CHAPTER 8 REFERENCES

This chapter is based in part on the results of previous workshops on models used for C3I systems and analyses. Additional useful references include:

Alberts, D.S., & Czerwinski, T.J. (1997). *Complexity, Global Politics and National Security*. Washington, DC: National Defense University.

Allen, P.M. (1988). Dynamic Models of Evolving Systems. *System Dynamics Review*, 4, 109-130. Available to purchase from <http://www.albany.edu/cpr/sds/publications.htm>.

- Bailey, T.J. (2001). *Multiple Runs of a Deterministic Combat Model* (Technical Document 01-001). Fort Leavenworth, KS: U.S. Army Training & Doctrine Command (TRADOC) Analysis Center.
- Bailey, T.J., & Clafin, R.A. (1996). *Information Operations in Force on Force Simulations* (US Army TRAC Technical Memorandum TM-0196). Fort Leavenworth, KS: U.S. Army Training & Doctrine Command (TRADOC) Analysis Center.
- Bares, M. (1996). Pour une prospective des systèmes de commandements [For a Futurology of the Systems of Commands]. Polytechnica.
- Bellman, R.E., & Zadeh, L.A. (1970). Decisionmaking in a Fuzzy Environment. *Management Science*, 17(4), 141-164.
- Code of Best Practice (COBP) on the Assessment of Command and Control* (Research & Technology Organisation (RTO) Technical Report 9AC/323(SAS)TP/4). (1999). Neuilly-sur-Seine Cedex, France: North Atlantic Treaty Organisation (NATO) RTO. Available from <http://www.rta.nato.int/RDP.asp?RDP=RTO-TR-009>.
- Hartley, D.S., III. (1996). *Operations Other Than War: Requirements for Analysis Tools Research Report* (K/DSRD-2098). Oak Ridge, TN: Lockheed Martin Energy Systems. Available from <http://www.msosa.dmsomil/ootw.html>.
- Hartley, D.S., III. (2001). Battle Modeling. In S.I. Gass & C.M. Harris (Eds.), *Encyclopedia of Operations Research and Management Science* (2nd ed.). New York: Kluwer Academic.
- Klein, G.A. (1989). Recognition Primed Decisions. *Advances in Man-Machine Systems Research*, 5, 47-92.
- Kroening, D., & Moffat, J. (Eds.). (1999). *Workshop on C3I Modelling* (AC/323SASTP/9). North Atlantic Treaty Organisation (NATO) Research & Technology Organisation (RTO) Meeting Proceedings 29. Available for order from www.rta.nato.int.
- Lauren, M.K. (2000). *Modelling Combat using Fractals and the Statistics of Scaling Systems*, 5(3), 47-58. Alexandria, VA: Military Operations Research Society.
- Lauren, M.K. (2001). *Beyond Lanchester: A Fractal Based Approach to Equations of Attrition*. Manuscript submitted for publication.
- Libicki, M.C. (1997). *Defending Cyberspace and other Metaphors*. Washington, DC: National Defense University.
- Modelling and Analysis of Command and Control* (AC/323(SAS)TP/12). (1999). North Atlantic Treaty Organisation (NATO) Research & Technology Organisation (RTO) Meeting Proceedings 38. Available from <http://www.rta.nato.int/RDP.asp?RDP=RTO-MP-038>.
- Moffat, J. (1996). The System Dynamics of Future Warfare. *European Journal of Operational Research*, 90(3), 609-618. Available with registration from <http://www.palgrave-journals.com/jors/>.
- Moffat, J. (2000). Representing the Command and Control Process in Simulation Models of Conflict. *Journal of the Operational Research Society*, 51(4), 431-439. Available with registration at <http://www.palgrave-journals.com/jors/>.

METHODS AND TOOLS

Moffat, J. (2002). *Command and Control in the Information Age – Representing its Impact*. Norwich, United Kingdom: The Stationery Office. Available from www.tso.co.uk.

Moffat, J., & Passman, M. (2002). *Metamodels and Emergent Behaviour in Models of Conflict*. 'Proceedings of the Simulation Study Group Two Day Workshop, March 2002.' The Operational Research Society, UK. Available on www.orsoc.org.uk.

Moffat, J., & Prins, G. (2000, July). *A Revolution in Military Thinking?* [Issues from the 1999 Defence Evaluation and Research Agency (DERA) Senior Seminars]. *Journal of Defence Science*, 5(3). Available by request from ksglasgow@dstl.gov.uk.

Moffat, J., & Witty, S. (2001). *Bayesian Decisionmaking and Military Command and Control*. Manuscript submitted for publication.

Moffat, J., Witty, S., & Dodd, L. (2002). *Bayesian Decisionmaking and the Precise Use of Force*. 'Journal of Defence Science 7(1)' Available from ksglasgow@dstl.gov.uk.

Nowak, M., & May, R. (1992, October). Evolutionary Games and Spatial Chaos. *Nature*, 359.

Perry, W.L., & Moffat, J. (1997). Developing Models of Decisionmaking. *Journal of the Operational Research Society*, 48(5), 457-470. Available with registration from <http://www.palgrave-journals.com/jors/>.

Perry, W.L., & Moffat, J. (1997). Measuring Consensus in Decisionmaking: An Application to Maritime Command and Control. *Journal of the Operational Research Society*, 48(4), 383-390. Available with registration from <http://www.palgrave-journals.com/jors/>.

Perry, W.L., & Moffat, J. (1997). Measuring the Effects of Knowledge in Military Campaigns. *Journal of the Operational Research Society*, 48(10), 965-972. Available with registration from <http://www.palgrave-journals.com/jors/>.

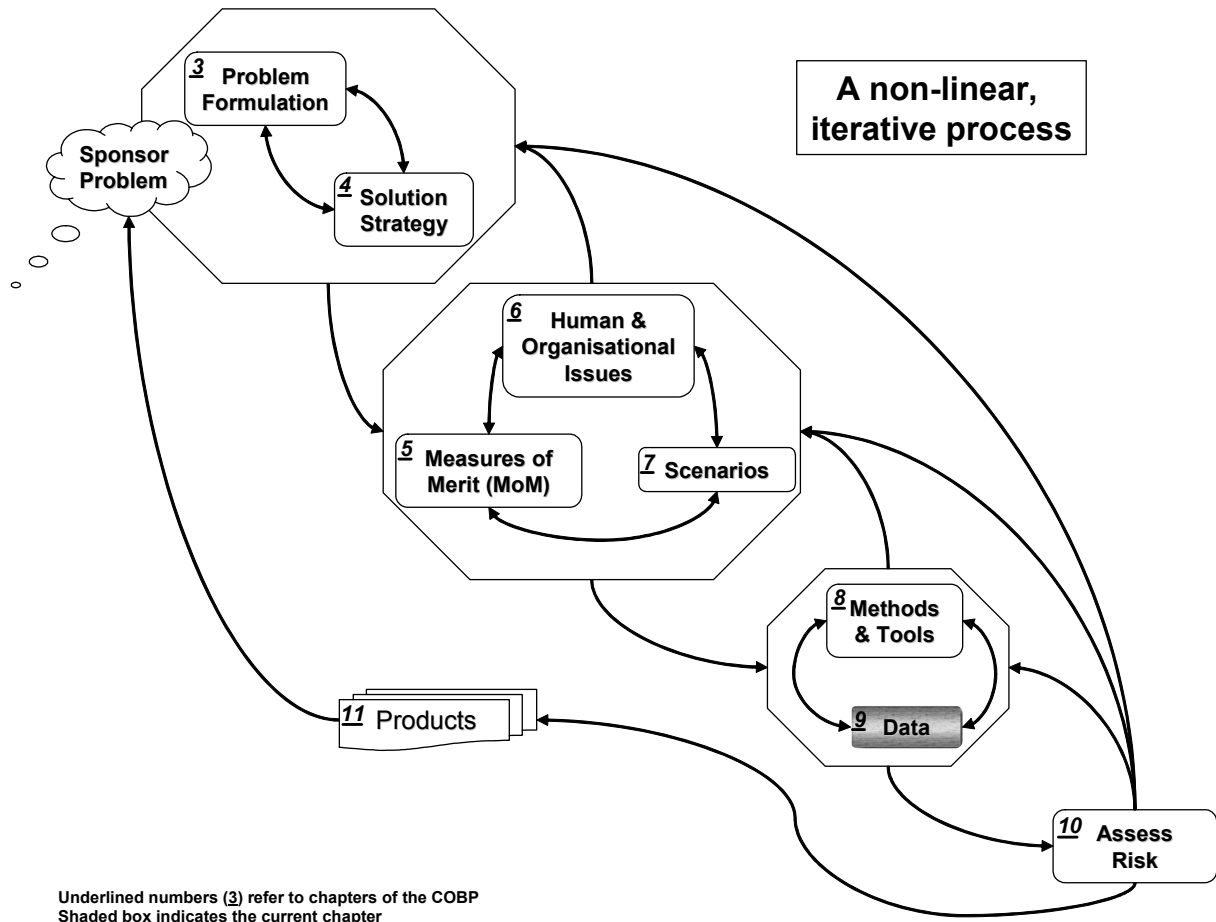
Pidd, M. (1996). *Tools for Thinking – Modeling in Management Science*. New York: John Wiley and Sons.

Richards, R., Neimeier, H.A., Hamm, W.L. (n.d.). *Analytical Modeling in Support of C4ISR Mission Assessment (CMA)*.

US Department of Defense (DOD) Model and Simulation Master Plan. (1995). Available from http://www.msiac.dmsi.mil/ms_needs_documents/MS_Master_Plan.PDF.

Wallace, G.J., & Moffat, J. (1997, January). The Use of Petri Nets to Model Satellite Communications Systems. *Journal of Defence Science*, 2(1). Available from ksglasgow@dstl.gov.uk.

Chapter 9 – DATA



“Know the enemy and know yourself; in a hundred battles you will never be in peril. When you are ignorant of the enemy but know yourself, your chances of winning or losing are equal. If ignorant both of your enemy and of yourself, you are certain in every battles to be in peril.” –Sun Tzu, The Art of War

9.1 DEFINITIONS

Data are factual information that are organised for analysis and in a form suitable for machine processing. Data are usually thought of as anchoring an epistemological scale with understanding or wisdom anchoring the other end. Information is data that have been put into context.

Metadata are “information about information.” Metadata can describe data as well as metadata, therefore there are several levels of metadata possible. An example for metadata on a higher level is the reliability of the source that data have been derived from. In general, metadata are documentation of the attributes of data directly attached to the data, and therefore can be archived along with the data.

9.2 ROLE OF DATA

The role and importance of data in C2 assessment is underestimated by many people, often including the decisionmakers and the assessment team itself. Figure 9.1 – Data Taxonomy lays out a number of the types of data including broad categories of sources that will be of interest to the analyst. The ability to determine the needed data and the ability to assemble or collect this data determine the solution strategy. The capability to obtain or collect the appropriate data:

- Will often reflect the difference between the desired or “ideal” measures of merit (MoM) and the set of MoM actually available and used in the assessment;
- Frequently either constrains or determines the scenario or set of scenarios that are used;
- Is a key or major factor in determining the set of tools appropriate for the assessment; and
- Often acts as a schedule and cost driver for the analysis.

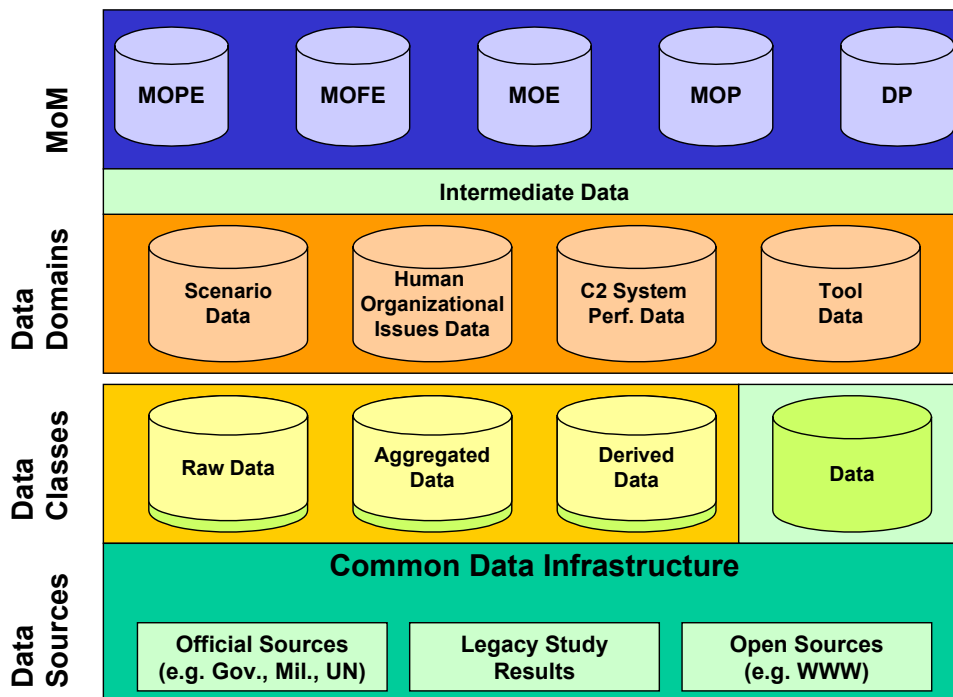


Figure 9.1: Data Taxonomy.

9.3 REUSE OF DATA

Because of the centrality of data to the assessment, there is increasing interest in data reuse. While the amount of data potentially available for a given study is growing exponentially, the real opportunities for the reuse of data have proven to be limited because:

- The rapid change of technical data derailing performance of systems or sub-systems must be identified by version and data;
- Assessment teams do not always know that data exist and have no easy way to find out about such “legacy” data;
- The data that are available are seldom in an easily accessible form;

- The conditions under which the data were collected are not documented;
- The definitions, languages, and measurement instruments used in different analyses vary widely; and
- Restrictions arising from security considerations.

Despite these barriers, an effort should be made to find and reuse data. Sources that should be considered include “official sources” such as the customer, open sources such as those available on the Internet, and prior studies on similar topics. Because the data needed will seldom be available in a form and format ideal for the assessment, data engineering is often needed to gather, organise, and transform the available data.

Data generated by a given assessment phase may, in itself, be valuable as an input later in the research or to other project teams. To enable appropriate reusability of data, every modification, constraint, assumption, etc. has to be documented adequately. To facilitate the reuse of data, it is best practice to use metadata for this purpose.

In order to facilitate the reuse of data across community boundaries, alignment of the processes and methods for data and metadata modelling on the mid term – resulting in shareable data and metadata models and a common ontology on the long term – is necessary.

Furthermore, the issue of verification, validation, and certification (VV&C) for data becomes an issue of increasing significance. It is good practise to use certified data whenever possible.

9.4 DEFINITION OF DATA DOMAINS

Data can be directly connected to the other sections of the Code of Best Practice (COBP) by respective data domains. These data domains categorise what the information is about – and what data are available – as well as the assessment needs of the study – and what data are required. Some of these categories are:

- Scenario data: the set of data describing the scenarios and vignettes;
- Human organisational issues data: the set of data describing the scenarios and vignettes;
- System performance data: the set of data describing system performance in different scenarios; and
- Tool data: the set of additional data used for the tools that are not covered by any other category. Hard-wired assumptions belong here as well as study-specific configuration parameters used for technical calibration of tools. It is good practice to be aware of the hidden data as well as the input parameters for each tool to be used within the study, especially when it is planned to build federations of tools.

9.5 DATA SOURCES

Data can be obtained from various sources. The most common sources include:

- Official sources: sources such as military databases, governmental data, data owned by the United Nations, etc. The customer, or other stakeholders, controls the access to this data or is at least aware of the existence and structure of the data. It can be assumed that the customer will support the analyst in getting access to the data or a sanitised version, in case the original data are not releasable to the study;

- Open sources: data sources that are neither influenced nor controlled by the customer. The Internet, commercial organisations, as well as open data sources of non-participating organisations are examples;
- Legacy study results: data sources derived from other studies conducted by the operations analysis and operations research (OA/OR) community, including political, psychological, and sociological studies and Command, Control, Communications, Computers, Intelligence, Surveillance, and Reconnaissance (C4ISR) tests and evaluations. They may be delivered as the result of a former study as well as having been an intermediate result; and
- If needed data are not available from empirical sources, subject matter experts should be used as sources to estimate needed values.

9.6 DATA CLASSES

Data classes describe the technical aspects of datum format, datum types, and stage of processing. Data classes identified in the context of this section are the following:

- Raw data are unprocessed. Raw data may come from observations of reality or artificial reality, the product of an instrumented reality, experimental situations, or selected artificial realities;
- Processed data or information are the result of transforming one or more raw data elements into another variable. For example, one or more radar returns are transformed into a track (friendly or not);
- Aggregate data or information are properties of a collection of elements. For example, the movement of individuals on a battlefield versus the movement of a squad or a platoon;
- Statistical values¹ are assessed on a sample of a population and characterised by this population. These include mean, modes, medians, standard deviations, and kurtosis. Statistics are often used as parameters in assessments;
- Derived data or information are outputs from a formula or simulation model that implicitly incorporates a set of assumptions. For example, loss-exchange ratios given sensor and weapons assumptions; and
- Intermediate data and information are the products of one phase or component of the assessment that provides input to another phase or component.

Some C2 assessments use assumptions or preset parameters in place of data or statistics.

9.7 USE OF METADATA

Data that are collected without adequate documentation are frequently viewed as suspect. To avoid having good data discarded due to a lack of documentation, acceptable community standards for documentation should be employed. The data must be clearly described in a manner that is understandable to a subject matter expert, not directly involved with conducting the study. The data description must be robust enough to inspire user confidence in the data. It is good practice to record these considerations in the metadata associated with the data to facilitate the data use and reuse.

Data may be in any of the relevant levels of measurement - ratio, interval, ordinal, or nominal. In C2 assessments, some significant factors may be nominal. It is good practise to record all of the assumptions, constraints, and limitations in the metadata.

¹ Statistics is a branch of mathematics dealing with the collection, analysis, interpretation, and presentation of masses of numerical data; alternatively, statistics is a collection of quantitative data (Webster Online Dictionary).

In general, every time data are modified or processed to create new data, appropriate metadata documentation should be provided to ensure traceability of results, validation, verification, and certification of respective data, and reuse of data in later phases or within other studies. This also allows dealing with the challenge of multiple instances of data in different studies.

9.8 DATA AND PROBLEM FORMULATION

The initial data available will often be vague, uncertain, incomplete, and contradictory. Analysts usually prefer data to be sharp, certain, complete, and consistent. It is necessary to be explicit about the assumptions inherent in this transformation.

If the assessment team finds it necessary to transform “soft” data to “hard” data in order to use tools that require “hard” data, it is best practice to record the source, perceptions etc. in the metadata associated with the data.

9.8.1 Obtaining Data

It may be safely assumed that not all of the required data will be available pre-packaged for the study question. Some relevant data will likely be submerged among a pool of irrelevant information.

Not all data will be under military/government control. Data belong to the stakeholders who are not necessarily connected to (or even friendly toward) the customer of the study. A lot of information is available from open sources. The challenge is to find, organise, verify, process, and convert it into the data needed. The team should be aggressive and persistent in the pursuit of required data.

The data needed will seldom be available in its raw form. Often, data have been transformed and aggregated. When tools have to be applied to derive data, the derived data should be tagged with explanatory metadata to record that information in a form that will facilitate its reuse.

If the data are not available and can neither be aggregated nor derived from the available sources, it is good practice to use the knowledge of subject matter experts to generate the necessary data. Increasingly, when C2 assessment teams are tasked with exploring new concepts of operation, empirical data can not be expected to exist. It is further best practice to document this in respective metadata and replace such assumption based data as early as possible with empirical data, e.g., as soon as another study delivers the needed inputs. It is recommended to check the respective study results if subjectively generated data are replaced, particularly when the study result has been shown to be sensitive to this data element.

The team needs to know:

- What data are needed / structure of data:
 - Preferred data (independent variables within the MoM);
 - Necessary data (to be able to drive the tools);
 - Available data (derivation, extraction, collection, etc.);
- Who owns this data;
- Security issues, possibility of declassifying or otherwise obtaining release may be another issue;
- Costs to:
 - Buy data;
 - Collect data (people, time, resources); and
 - Generate data.

It is essential to make the value of data clear to all levels of decisionmakers and operational planners to ensure that data collection issues are included in all phases of the study. The data collection and engineering plan, as introduced in section 4-E-4, as part of the solution strategies, has to take this into account.

The process of data acquisition is important, but data acquisition should not be emphasised over data interpretation.

There is an increasing urgent need for data describing operations over the complete mission spectrum. It is good practise to collect and exploit operational data whenever possible. It is therefore recommended to synchronise respective data collection and engineering plans, ensuring from the start that the desired data will be collected and archived appropriately.

9.8.2 The Use of Data within the Study

The archiving of data in retrievable form is essential. This is necessary both to support the ongoing study and also to be of value for future study efforts. The team should establish and adopt process models that ensure the build-up of archives within a respective infrastructure. Metadata have a critical role to play in data archiving and retrieval.

The discussion of data, and the development of a community database, must be driven by agreed upon definitions of data that are sufficient to support the community. This should be a high priority item.

Data can be described as the “glue” that holds together the different phases of a study. As the results from one phase are transported to the next it is unlikely that both will use identical processes and procedures, therefore harmonised data formats will allow for smooth transition and continuity of effort.

The analyst will be faced with data in various forms and formats. In order to consider all available data, find it if necessary, and format it in the required manner (e.g. as an input parameter for the MoM or a model) data must be stored appropriately. One standard for storing data is the Information Resource Dictionary Systems (IRDS) [ISO 1990].

IRDS is a layered database that not only comprises the data, but also the metadata describing the meaning of the data, the format, the constraints, the intended use, the source, degree of certainty, vagueness and reliability, etc. It comprises data as well as metadata.

A common understanding of the problem between the customer and the study group as well as among the interdisciplinary study team is essential for the success of the study. Therefore, a study glossary – based on a general and evolving OR glossary (e.g. the NATO JOINT Pub 1-02 [US DoD 1999]) – is needed. The data definitions stored as metadata have to be aligned with the definitions found in the study glossary. This provides a basis for standardised documentation of study results in a highly reusable form that can be manipulated easily and reliably, perhaps by automated systems.

Using the right toolkit for the management of data within the IRDS, such as the Shared Data Environment (SHADE), can create the initial state of every future data driven application (DISA, 1996; Krusche and Tolk, 2000). The same techniques and tools can and should be used for information systems delivering the needed functionality to the warfighter and decisionmaker (Tolk, 2000).

9.9 CONCLUSIONS AND RECOMMENDATIONS

Data transcend all phases of an assessment and may be seen as the “glue” that holds the phases of an assessment together. Given its importance, resources must be committed to ensure effective data acquisition, management, and availability for reuse.

There is an urgent need to agree on standards for data, metadata, and data management, including the conditions under which the data are collected, data element definitions, metrics, etc. It is good practise to use established standards, where appropriate, such as the Source for Environmental Representation and Interchange (SEDRIST™), or to use de facto standards like Digital Terrain Elevation Data (DTED).

As the data being used today by the analysts will be the data needed tomorrow by systems engineers, decisionmakers, and commanders for their operations, alignment of the standardisation processes and the respective toolsets as early as possible with the command and control systems community is good practice. A significant first step in such an alignment would be using the same IRDS [NATO 1999]. A common C4I and Modelling and Simulation (M&S) community is needed, to make visions like integrated alternative course of action analyses become a reality.

9.10 CHAPTER 9 ACRONYMS

C2	Command and Control
COBP	Code of Best Practice
C4ISR	Command, Control, Communications, Computers, Intelligence, Surveillance, and Reconnaissance
IRDS	Information Resource Dictionary Systems
MoM	Measures of Merit
M&S	Modelling and Simulation
OA/OR	Operations Analysis and Operations Research
SHADE	Shared Data Environment

9.11 CHAPTER 9 REFERENCES

Defense Information Infrastructure (DII) Shared Data Environment (SHADE), Capstone Document. (1996). Arlington, VA: U.S. DoD, Defense Information Systems Agency (DISA). Available from http://www.disa.mil/coe/srs/srs_base/srs_csa_PDF/zsrscsa.pdf.

The Federation of American Scientists (FAS) Web Page on Digital Terrain Elevation Data: <http://www.fas.org/irp/program/core/dted.htm>.

IS10027: 1990 an Information Resource Dictionary System (IRDS) Framework. (1990).

Krusche, S., & Tolk, A. (2000, October). *Information Processing as a Key Factor for Modern Federations of Combat Information Systems.* Paper presented at the North Atlantic Treaty Organisation (NATO) Research & Technology Organisation (RTO) Information Systems Technology Panel (IST) Symposium: New Information Processing Techniques for Military Systems, Istanbul, Turkey. Available in PDF format from <http://home.t-online.de/home/Andreas.Tolk/literat.htm>.

Lambert, N.J. (1997). “*Operation Firm Endeavour: Campaign Data, Its Collection and Use.*” Presented at the Directorate of Land Warfare Historical Co-ordination Group Conference, Trenchard Lines, DGD&D, Upavon, UK, 28-29 April 1997. Also available from the British Library Document Supply Centre, Boston Spa, Wetherby, West Yorkshire, LS23 7BQ, United Kingdom, Reference DSC Shelfmark: 99/20363.

Mathieson, G.L., Tolk, A., Sundfoer, H.O., & Sinclair, M. (2001). *Data the Glue to Assessment.* Washington, DC: Cooperative Research Program (CCRP).

North Atlantic Treaty Organisation (NATO) Consultation, Command and Control Board (NC3B), Information Systems Sub-Committee (ISSC), NATO Data Administration Group (NDAG). (1999). *Feasibility study for the NATO C3 Information Resource Dictionary System*, (NC3 Information Resource Dictionary System (IRDS), AC/322SC/5-WG/3WP4). Brussels, Belgium. Available from <http://www.nato.int/docu/home.htm>.

The Report of the Data Working Group. (1998). In *Simulation Technology-1997* (SIMTECH 97, Vol. III). Alexandria, VA: Military Operations Research Society.

Sinclair, M., Tolk, A. (2002, April). *Building up a Common Data Infrastructure*. NATO Symposium SAS039 on the “Analysis of the Military Effectiveness of Future C2 Concepts and Systems” NATO C3 Agency, The Hague, The Netherlands.

The Source for Environmental Representation and Interchange (SEDRIS™) Home Page: <http://www.sedris.com>.

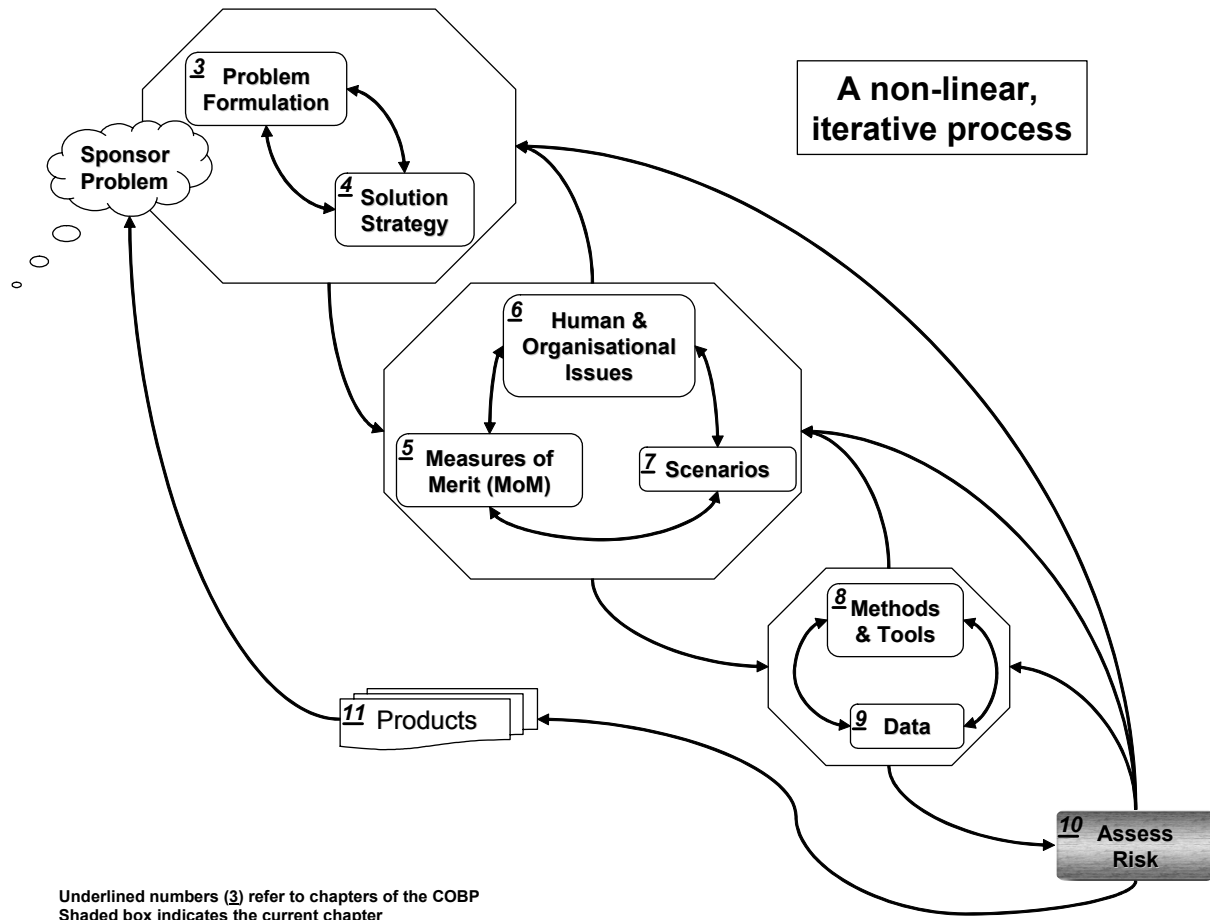
Tolk, A. (2000, October). *Functional Categories of Support to Operations in Military Information Systems*. Proceedings of the North Atlantic Treaty Organisation (NATO) Regional Conference on Military Communication and Information Systems, Zegrze, Poland. Available in PDF format from <http://home.t-online.de/home/Andreas.Tolk/literat.htm>.

Tolk, A. (2001, March). *Bridging the Data Gap – Recommendations for Short, Medium, and Long Term Solutions*, (01S-SIW-011). Proceedings of the Simulation Interoperability Workshop Spring 2001, Orlando, Florida. Available in PDF format from http://home.t-online.de/home/Andreas.Tolk/011_0301.pdf.

Tolk, A., & Kunde, D. (2000, June). *Decision Support Systems – Technical Prerequisites and Military Requirements*. Proceedings of the 2000 Command and Control Research and Technology Symposium (CCRTS), Monterey, CA. Available in PDF format from http://www.dodccrp.org/6thICCRTS/Cd/Tracks/Papers/Track6/038_tr6.pdf.

US Department of Defense (DOD), Joint Chiefs of Staff. (1999). *Dictionary of Military and Associated Terms*. Washington, DC: Greenhill Books. Available from <http://www.dtic.mil/doctrine/jel/doddict/index.html>.

Chapter 10 – RISK AND UNCERTAINTY



“We may at once admit that any inference from the particular to the general must be attended with some degree of uncertainty, but this is not the same as to admit that such inference cannot be absolutely rigorous, for the nature and degree of the uncertainty may itself be capable of rigorous expression.”
–R.A. Fisher, *The Design of Experiments*

RISK AND UNCERTAINTY

There are risks associated with the decisionmaker’s situation that are an inherent part of the analysis. There are also risks related to the conduct of the analysis itself. This chapter deals with both of these sets of risks, focusing upon reducing uncertainty and other contributors to risk as well as the mitigation of their effects. Failure to deal effectively with risks will jeopardise the accomplishment of the goals of the study, namely to provide high quality decision support. It should be noted that, by the end of the assessment, the team will generally be aware that the initial study plan will have been changed, whereas flaws in the conceptual model or in the assessment design may remain hidden for some time from both the analyst and the decisionmaker.

While the adoption of the guidance contained in this Code of Best Practice (COBP) will help minimise the risks, it will not eliminate them. This chapter discusses a number of issues related to the risks and uncertainties that the assessment team needs to explicitly address.

10.1 RISK

Risk is commonly defined as the possibility of suffering harm or loss; in other words, an exposure to harm or loss¹. This includes an opportunity loss. The difference between risk and loss is that risk inherently involves before the fact probability, while loss is an after the fact certainty. Insurance is about estimating and covering an exposure of value to uncertainty. Risk often has a negative connotation, yet “taking risks” can also be a positive act when a proper balance or trade-off is made between good and bad outcomes and the respective probabilities associated with the outcomes.

Perceptions of risk can substantially differ from more objective assessments of probability and impact. This is particularly important in command and control (C2) problems, which have a high sociological content.

10.2 UNCERTAINTY

Uncertainty can be generally defined as an inability to determine a variable value or system state (or nature) or to predict its future evolution. Uncertainty is inherent in risk. Even if a person is certain about the possible outcomes and the probabilities associated with these outcomes, there is uncertainty about which outcome will in fact occur. When this situation applies we can say that we have a known risk. For example, the possible outcomes and the probabilities associated with the toss of a coin (and many other popular forms of gambling) are known. What is uncertain is the outcome. Hence there is a risk, in this case a known risk, associated with obtaining a particular outcome.

There are other types of uncertainty, including uncertainty about the possible outcomes (or their values) and uncertainty about the probabilities associated with these outcomes. Uncertainties arise from other uncertainties, namely uncertainties about the potential actions of others or what is referred to as “states of nature” and their associated probabilities. In C2-related assessments, in particular, perceptions of uncertainty may substantially differ from a more objective assessment of lack of knowledge.

There are also a number of uncertainties that are associated with the assessment itself. These are discussed later in this chapter.

10.3 DEALING WITH RISK

There are three basic ways to deal with risk. The first is to reduce the uncertainty that underlies the risk. The second is to mitigate risk by developing and selecting risk-averse strategies. The third is to effectively communicate the nature of the risk involved.

10.4 REDUCING UNCERTAINTIES

In effect, all methods for reducing the uncertainties that underlie risk involve the collection or analysis of information. This is, of course, a major focus of an assessment. Clearly the assessment team needs to identify the most important uncertainties – a combination of the degree of uncertainty and the consequences of that uncertainty. However, there will always be some significant residual uncertainties. The aim of the assessment team, at this point, is to reduce the risk associated with the study by learning more about the robustness (or lack thereof) of the study findings and conclusion. Sensitivity analysis is one method to accomplish this purpose.

¹ This interpretation of risk is used throughout this section. However, other common definitions have been included at Annex E as an aid to common understanding.

10.4.1 Sensitivity Analysis

The goals of sensitivity analysis are fourfold:

- To establish the regions for which established results are valid;
- To isolate those factors that contribute most to the uncertainties that exist and identify the risks associated with these uncertainties as they relate to study findings and conclusions;
- To make study results more robust for decision support by allowing the decisionmaker to see the immediate consequences as external factors are changing; and
- To give the decisionmaker a richer understanding of the decision problem, highlighting the consequences of limited changes relative to a solution proposed by the study.

The team should take a three-step approach:

- Identify the variables that are associated with the greatest combination of risk and uncertainty;
- Perform sensitivity analyses that vary across the more likely region of key parameters (often the neighbourhood of the initial estimate) to see how the result is influenced. A sensitivity analysis investigates the main region of the output space; and
- Investigate the extremes of the same output space, focusing most strongly on the negative regions.

The assessment team also partially takes an inverted approach, looking for possible failures, then seeking possible sources of each kind of failure.

Together, these three steps should provide the team with a better understanding of residual uncertainties and associated risks. The need for and results of sensitivity analyses must be stressed in discussions with the decisionmakers. This will help avoid the under-resourcing of this critical activity.

10.5 UNCERTAINTY AND RISK IN C2 ASSESSMENTS

Uncertainty and the risks associated with it can not be totally eliminated in any real world C2 assessment problem. Moreover, in most real-life problems, one cannot even identify all of the unknowns. This has given rise to the term the “unknown unknowns.” Strategies to minimise risk have evolved to handle these facts of life. Therefore, even the best possible assessment approach will result in residual uncertainty and risks.

In general, assessments should be judged by their ability to reduce uncertainty so that the decisionmaker is in a better position (less risk) after the assessment than before the assessment. Looking at the absolute uncertainty that remains is not as useful a measure since it may say more about the nature of the problem than the success of the assessment.

10.5.1 Dealing with Uncertainty

It is important to treat uncertainty consistently and explicitly. This allows information from two given sources or results to be fused, (e.g. by taking the most precise assessment of each factor from the two results). Thus the resulting knowledge will be better than either of the two separate results. On the other hand, if uncertainty is not treated explicitly or consistently, the best one can do is to pick the single result that seems best. This makes it more difficult for a study to add value to a decisionmaker.

C2 issues are complex, and it is an understatement to say they are incompletely understood. C2 requirements and solutions tend to depend heavily on the nature of the operating environment. Thus, a C2-related study will rely on factors that are imprecisely determined and change frequently over

RISK AND UNCERTAINTY

time. Almost regardless of the assessment effort, parts of the problem-space will have been investigated less thoroughly than would be ideal. Sensitivity analyses are required to give high quality study results.

C2 assessment problems (particularly in operations other than war (OOTW) contexts) generally have many interacting factors. It is unwise to rely upon single factor sensitivity analysis (i.e. testing sensitivity to one factor at a time). Multi-factorial experimental design methods are good practice in such circumstances (Keppel, 1973)².

OOTW studies typically have less well-formed quantitative factors and more qualitative factors. The “softer” nature of these factors makes assessment more difficult. The types of factor seen in OOTW problems include:

- Social and political activity impacting the tactical level;
- A strong influence of negotiation and persuasion as opposed to coercion;
- Non-optimal performance of military capabilities from a technical perspective due to their poor fit to the problem;
- Severe rules of engagement (ROE) constraints; and
- Unclear or evolving goals and objectives.

The team must be aware of the assumptions and limitations included in models, scenarios, and data structures, which should be captured in the metadata. In particular, it should be noted that humans involved in C2 experiments (as analysts or subjects) always bring assumptions with them. These need to be identified and collected to form an audit trail. This is one place where the project leader’s log of assumptions and decisions made during the assessment pays off. Uncertainty over the validity of these assumptions and limitations provide a source of uncertainty in study results to which study conclusions must be made robust.

In C2 assessments, in particular, all aspects of a study and study-problem may be connected to uncertainty. Thus, different sorts of uncertainty should be addressed explicitly at appropriate stages in the study. Examples of these are:

- Parameter value uncertainty – many of the parameters and factors in C2 assessment are difficult to evaluate confidently;
- Model-based uncertainty – i.e., over whether underlying models are valid and representative;
- Uncertainty of focus – i.e., over whether the assessment covers all of the important factors and/or issues (this includes uncertainty of scenarios); and
- Complexity of uncertain factors (i.e. their dimensionality) – when a sufficiently complex factor (e.g. scenarios or future technology) is uncertain, the team can not expect to overview the set of all possible true states.

Uncertainty in complex factors, such as scenarios, should be addressed thoroughly. Even though it is philosophically impossible to know everything about a problem, an adequately complete knowledge can be better assured by explicit use of checklists that highlight the breadth of factors typically involved in C2 assessments, such as:

- Technology – disruptive uncertainty and disruptive innovation;
- Organisational use of technology;
- Scenarios, tasks, and nature of operations;

² Tom Lucas’ work in Project Albert.

- Data;
- Context or environment of the assessment; and
- Co-evolution of factors (e.g. summarised in doctrine, organisation, training, material, leadership, personnel, and facilities [DOTMLPF]).

Nonetheless, the team should not rely completely on checklists, but rather complement them with critical thinking in the specific study context.

Within electronic systems, organisations, and battle concepts, there is a lot of opportunity for disruptive technology, producing substantial uncertainty. In human-in-the-loop experiments there is a greater danger of bias in subjective judgements³.

In considering sensitivity analysis, it is important not to associate it only with statistical variance in parameter values. Qualitative consideration, such as variation of model, perspective, or assumptions (i.e. categorical variations) should also be used to test for and assess sensitivity. Variations in ranking (ordinal variation) can also be a powerful tool for sensitivity analysis. Other analytic tools and constructs relevant to sensitivity analysis are:

- Non-parametric statistics (Siegal and Castellan, 1988);
- Belief-functions (as an alternative to probability);
- Judgmental uncertainties (Wilson and Corlett, 1990);
- Fuzzy numbers, theories of semiorders, scoring criteria (Siegal and Castellan, 1998);
- Multi-dimensional scaling; and
- Mathematics applied to non-ordinal scales.

Semiorders constitute the intermediate level between ordinal information and value. They apply to many fields but in this context especially to scored data or preference data – in that account is taken of the intervals of imprecision around the measuring systems used. Analysts should be aware of the thresholds associated with the collected data above which differences can be legitimately distinguished to produce values. This idea is very useful when the measurements cannot be repeated (as in statistical theory) (Prilot and Vincke, 1997).

Keeping C2 assessment rigorous and robust in the face of the many uncertainties and complexities of the subject matter, as well as the need to use a rich combination methods, can be difficult. Again, it is good practice to use checklists and structured appraisal, in this case to maintain an objective view of study rigour. The choice of checklist or appraisal structure can depend upon personal preferences, but Annex F lists a number of structures, which have proved useful in the experience of the nations contributing to this COBP. These include:

- Repeatability, independence, grounding in reality, objectivity of process, uncertainty and robustness (RIGOUR); and
- Strengths, weaknesses, opportunities, and threats (SWOT).

Where an assessment uses experimentation or observation of exercises it is important to identify independent and dependent variables and, for the former, which are controllable, which are measurable, etc. Figure 10.1, for example, illustrates the variety of variables that need to be considered when studying decisionmaking.

³ These types of experiment are typically unrepeatable due to resource constraints.

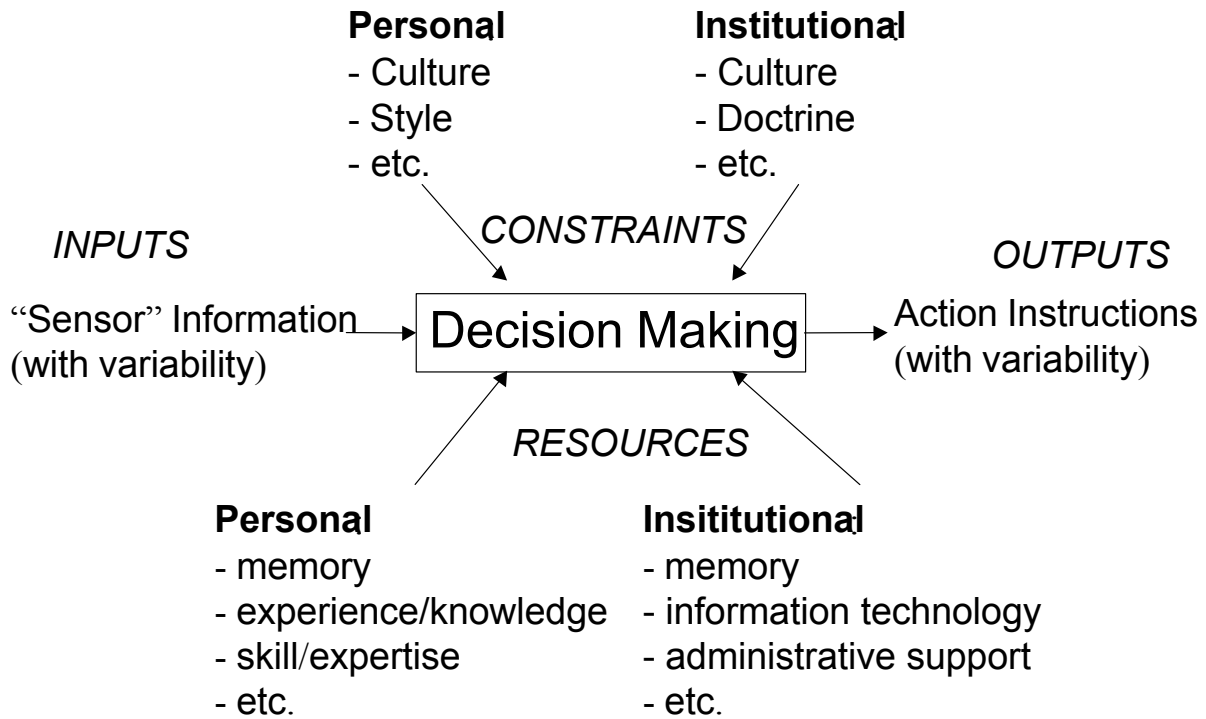


Figure 10.1: Illustration of the Variety of Variables Relevant to Decisionmaking.

A thorough understanding of the variables of a study is essential for effective treatment for uncertainty.

10.5.2 Risk-Based Analysis

In cost-benefit or cost-effectiveness analyses there has historically been a tendency to focus on the single most likely value (its expected value) for each input factor (including scenario and course of action) and to “solve” the problem based upon these point estimates. This can lead to fragile solutions, which do not provide decisionmakers with help in dealing with the uncertainties and associated risks inherent in the real problem. A risk-based approach can overcome some major pitfalls by adding a focus on the multiplicity of possible outcomes and opening up the possibility of richer solutions involving portfolios of action that produce robustness rather than narrow optimality. Portfolio-based solutions can be associated with cost-benefit approaches, but this has not been common in practice.

The subject of C2 assessments is typically both highly uncertain and opaque in nature. The team should, therefore, expect a complex and partly hidden set of risks to C2 studies and C2-related decisions. It is recommended that serious efforts be made to illuminate the risks, and it is good practice to include an explicit risk-based analysis in the study and in study planning.

Different people have different worldviews and different approaches to risk taking. Analysts should seek to find out about how risks are traded for expected gain by the study sponsor so that their worldview can be appropriately represented in the assessment.

Risk-based analysis needs metrics for risks and failure as well as success and benefits, which means that one needs a way of expressing various levels of all of these dimensions.

In C2 assessments, analysts need to be particularly alert to the possibility of chaotic behaviours arising from dynamic interactions. Human and organisational factors are particularly prone to this type of

instability. A sound and explicit treatment of boundaries and system definitions during problem formulation is essential to managing this aspect of the assessment. Holistic systems thinking and complexity-based analysis may be needed for this purpose.

When dealing with problems involving human decisionmaking the analyst must be aware of the diversity of courses of action that are possible as the situation evolves. The analyst must ensure that these courses of action are represented in a way that allows for the possibility of a discontinuous set of possible future states. If wide divergence in course of action selection is possible over the timescales under consideration, then the treatment of scenarios may be particularly problematic and may require explicit consideration under the risk and sensitivity heading.

10.5.3 Managing Study Risk

C2 assessments are inherently complex. They often contain poorly understood study problems. These factors enhance the level of risk in the design and conduct of the assessment.

It is good practice to try to make a complete list of risks and then treat them in appropriate detail. A top-down approach may be useful in assuring a certain degree of completeness. Independently of the depth of each concrete study, it is good practice to use a risk perspective to explicitly assess the robustness of a conclusion or recommendation. If possible, one should try to keep track of which mechanisms underlie each risk, the probability that it will occur and how it can be mitigated, then consider cost of mitigation and cost of risk impact, before taking a cost-benefit approach in managing the study risk level.

C2 problems are often weakly bounded. There is a particular risk associated with problem formulation and the identification of factors. Annex F lists a number of checklists, which have proved useful in ensuring an adequately complete treatment of the multiple risk areas.

10.5.4 The Generic Risk Register

The generic risk register for C2 assessment (GRR) is a good starting point for a risk-based analysis of a study project (not the decision problem supported by the study). The lists of risks, consequences of impact, and mitigation recommendations are directly derived from the COBP. They are, therefore, generic in their form and should only be taken as a starting point for a project-specific risk analysis. The GRR has functionality, which allows it to be used as a basic tool, or the list of risks can be copied into a more elaborate tool used for risk handling in the project.

An illustrative example is the case study undertaken by the SAS-026 study group, when a brief journey of only an hour through the generic risk register turned out very useful. Although the study team was well aware of the advice and possible pitfalls in advance, explicitly addressing them with a risk perspective led to the recognition of two significant flaws:

- The low number of planned iteration had the potential to lead to a risk of an inefficient and unfocused study with possibly misleading results; and
- The relatively narrow selection of methodological approaches entailed a risk of misleading conclusions. There could be important consequences of varying the C2 system that were not reflected in the study, and the possibly biased representation would represent a hidden flaw in conclusions.

The example illustrated both the usefulness of making the risk assessment explicit, since these problems were actually known to all participants prior to the risk management session, and also illustrated that even surface scratching (as was the case here) may lead to significant results. **It is, therefore, advisable not to skip risk analysis even when time and resources are limited.**

10.6 COMMUNICATION OF RISK AND UNCERTAINTY

The high level of uncertainty (and hence risk) in C2 problems and their assessment mean that the communication of risk and uncertainty to study customers, sponsors, and stakeholders is of particular importance. The value of a quality assessment is that it provides decisionmakers with the evidence they need to make better decisions. The nature and quality of evidence required depend upon the decisionmaker's approach to and tolerance for risk-taking and his/her level of prior knowledge of the problem area being assessed.

Communication is about giving the receiver of a message a right impression, not about formulating a statement that is formally correct on its own. This might seem obvious, but in communicating uncertainties and risk, it should be given particular attention, since the complexities of the subject, human limitations in reflecting on uncertainty, and the lack of a common set of concepts (and also hidden agendas) often will make communication far less than perfect.

As discussed earlier, some uncertainty can be reduced by analysis. However, some uncertainty is inherent in the problem and needs to be exposed to the decisionmaker. A failure to do this can lead to false confidence in study conclusions. C2 assessments, in particular, will contain many areas of unresolvable doubt and uncertainty. These should be openly and honestly communicated to decisionmakers to avoid misinterpretation of study conclusions. **Support to decisionmaking under uncertainty is a vital complementary activity to C2 assessment.**

Different ways of framing results and uncertainties may strongly influence the way results are perceived. This should be considered thoroughly to assure compliance with ethical standards. One should be aware that stakeholders (including customers) might have a tendency to gloss over or alternately over-focus on uncertainties. An analyst should take care in communicating an objective impression of risks and uncertainty.

Limitations and shortcomings in a study are a crucial part of the study result and should be communicated as effectively as possible. This enables alignment of study results and background knowledge on the problem.

Human ability to understand and reason on uncertainty is limited (Kahnmann et al., 1982). These limitations should be given particular attention when communicating risk and uncertainty to stakeholders and decisionmakers.

People with different backgrounds will have different concepts of uncertainty (e.g. people without some mathematical background won't necessarily intuitively understand Bayesian concepts). Thorough dialogue may be needed to find a common language. Visualisation techniques will be helpful in this regard since they are usually more powerful than verbal reference to abstract concepts.

One should be careful not to overwhelm an audience with details on uncertainties and possible shortcomings. However, **a continuing dialogue about uncertainty will facilitate a common understanding.** Also, the analysis team should be aware of the possibility that residual uncertainties may make it impossible to draw robust conclusions.

10.7 CONCLUSIONS

The explicit treatment of risk and uncertainty is best practice in all studies and is of particular importance in C2 assessment. A variety of dimensions and aspects of C2 assessments carry risk and uncertainty, particularly because they are liable to include complex, interacting factors. Even when study resources are limited, it is best practice to include both an assessment of most likely outcome (result), to do sensitivity

analyses looking for other likely outcomes, *and* to take a risk-based approach looking for the more extreme possible outcomes (in particular failures).

The use of checklists is recommended to ensure a rigorous treatment of risk and uncertainty. The best choice of checklist depends upon personal preference, but a number of examples are presented that have been found useful by the nations contributing to this COBP. Additionally, the GRR has proved useful as an aid to C2 study risk management.

10.8 CHAPTER 10 ACRONYMS

C2	Command and Control
COBP	Code of Best Practice
DOTMLP	Doctrine, Organisation, Training, Material, Logistics, Personnel
DOTMLPF	Doctrine, Organisation, Training, Material, Leadership, Personnel, Facilities
GRR	General Risk Register
METT-TC	Mission, Enemy, Troops, Terrain, Troops, Time, and Civil considerations
OOTW	Operations Other Than War
PESTLE	Political, Economic, Social, Technological, Legal, and Environmental
RIGOUR	Repeatability, Independence, Grounding in reality, Objectivity of process, Uncertainty, and Robustness
ROE	Rules of Engagement
SWOT	Strengths, Weaknesses, Opportunities, Threats

10.9 CHAPTER 10 REFERENCES

Kahnmann, D., Slovik, P., & Tversky, A. (Eds.). (1982). *Judgement Under Uncertainty: Heuristics and Biases*. New York: Cambridge University Press.

Keppel, G. (1973). *Design and Analysis – A Researcher’s Handbook* (ISBN 0-13-200030-X). Englewood Cliffs, NJ: Prentice-Hall.

Kruskal, J.B., & Wish, M. (n.d.). *Multidimensional Scaling*. In E.M. Uslander (Ed.), *Quantitative Applications in the Social Sciences* (Series 07 – 011, ISBN 0-8039-0940-3). Beverly Hills, CA: SAGE Publications.

Mathieson, G.L., Tolk, A., Sundfoer, H.O., & Sinclair, M. (2001). *Data the Glue to Assessment*. Washington, DC: Cooperative Research Program (CCRP).

Pirlot & Vincke. (1997). *Semionders: Properties, Representations, Applications* (ISBN 0-7923-4617-3). New York: Kluwer Academic.

Siegel & Castellan. (1998). *Non-Parametric Statistics for the Behavioral Sciences* (2nd ed., ISBN 0-07-100326-6). New York: McGraw-Hill.

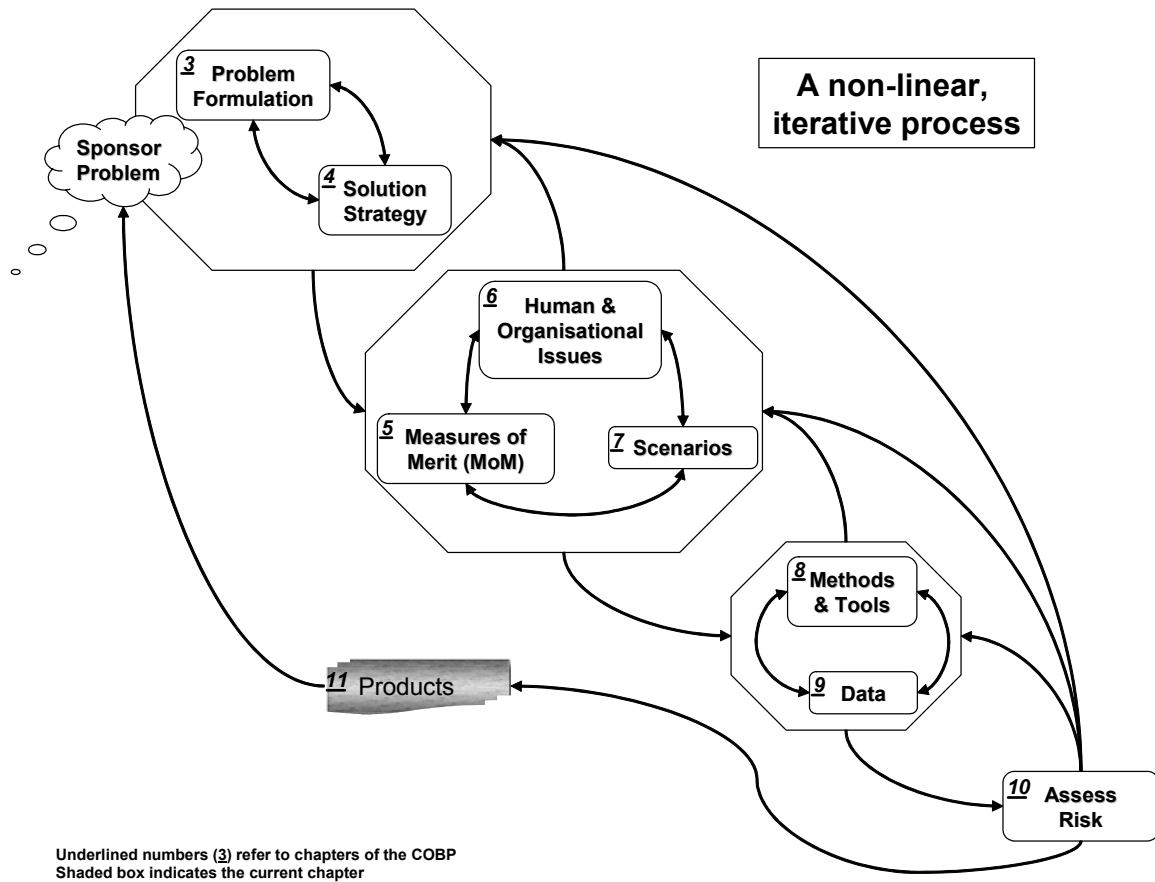
Wilson, J., & Corlett, E. (Eds.). (1990). *Evaluation of Human Work: A Practical Ergonomics Methodology* (2nd ed.). London: Taylor & Francis.

Winer, B.J. (1962). *Statistical Principles in Experimental Design*. New York: McGraw-Hill.

This page has been deliberately left blank

Page intentionnellement blanche

Chapter 11 – PRODUCTS



“We are what we repeatedly do. Excellence, then, is not an act, but a habit.” –Aristotle

PRODUCTS

The purpose of study products is threefold: to communicate results to sponsors and stakeholders; to provide a lasting record of what went into the planning; and to establish credibility within the technical community. Verbal communication and progress reports may be necessary, especially for a short study, however a thorough written record is essential to the credibility and longevity of study results.

Study products that are delivered to the customer generally include a study plan, periodic status/progress reports, and a final report. Several other products may be produced and delivered to the customer. Some study products are created and maintained primarily for internal study support. These products are not unique to C2 OOTW studies or to general C2 studies.

PRODUCTS

Products that are typically produced from a study include:

11.1 STUDY PLAN

The study plan described here is a subset of the Study Management Plan of section 4-E. It generally includes the initial problem formulation and solution strategy, emphasizing a general understanding of the problem, deliverables, budget, time line, and solution approach. The study plan includes at a minimum:

- Statement of the problem (problem formulation) – “the what”;
- Solution strategy “the how and the when”;
- Tasks and their relationships; and
- Milestones.

11.2 PERIODIC STATUS/PROGRESS REPORTS

Periodic status reports describe the activities of the most recent period and the expected activities of the next period, and link the activities to the tasking statement. Status reports also contain cost information and track adherence to the planned schedule. One of the most important sections of the status report is the “Problems Encountered” section. This section should include technical problems, budgetary problems, and most importantly problems relating to sponsor/assessment team relations. These reports may be delivered:

- To the sponsor and other stakeholders; and
- To the peer review team.

11.3 FINAL REPORT

The final report contains sections that address the following:

- Objectives (customer question and the problem formulation);
- Scope and assumptions;
- Approach (solution strategy);
- Findings/conclusions (with caveats);
- Recommendations (optional);
- Future challenges (optional);
- Appendices;
- Data collection instruments or discussion of instrumentation (optional);
- Data dictionary (optional);
- Data (optional);
- Glossary of terms/acronyms; and
- References.

The findings/conclusions and recommendations (if present) should address each of the objectives.

The final report should be produced as an archivable document that can be readily accessed by the community. This means that the document is produced in electronic form using commercial standards. Ideally these documents should be made available through web sites. However, it is recognised that security considerations and language will limit the availability of many documents. Briefings are a useful form of communication. It is desirable that a briefing accompany the more formal final report. However, when only a briefing is produced, it must be annotated.

Command and control (C2) problems tend to be multi-dimensional and highly complex. Therefore, they pose unique challenges to the assessment team in communicating the result effectively to the decisionmaker. There are several steps that can be taken to facilitate this communication. First, if the product is an architecture, it is recommended that the templates developed by community to depict alternative architectural perspectives (e.g. operational, system, and technical architectures) be employed. Second, it has proven useful to employ “stop light” charts (red, yellow, and green) to characterise measures of performance/effectiveness. However, such techniques are useful only in conveying qualitative insights. A tendency to rely heavily upon this presentation technique may result in assessments that do not drive to quantitative results. Third, there is a need to develop and employ visualisation techniques to capture the full richness of the insights, particularly risk and uncertainty (e.g. depicts the distribution rather than just the statistical) that are derived in assessments. Preliminary research is underway in this area. It needs to be extended and translated into application.

Because C2 data are rare, every effort should be made to retain the data and make it available to other recorders. Sometimes others will require “sanitising” the data to prevent anyone knowing which units or exercises produced it. When archiving data the metadata labels that identify the conditions under which it was collected should also be preserved.

A peer review process is an essential part of producing a final report. It should begin with the preparation of the study plan and continue throughout the life of the assessment. Draft products must be provided to reviewers in ample time for them to review and comment on the product and for the team to reflect their comments. **A failure to institute an adequate review process can compromise the quality, credibility, and utility of the assessment.**

11.4 OTHER DELIVERED PRODUCTS

Several products may be created and delivered, depending on the needs of the project:

- Description of the assessment participants (including assessment team) and their relationships (defined in 2-B);
- Description of the budget and time constraints to provide context information for future studies;
- Human and Organisational Factors Checklist;
- Scenario details;
- Video and audio presentations;
- Created models, spreadsheets, decision support tools, etc.;
- Simple models and tools (EG for the sponsor and other parties to interactively explore interrelationships between the variables of the study); and
- Experimentation Campaign Plan (if the C2 Assessment makes use of a series of linked events such as seminars, wargames, command post exercises (CPX), field training exercises (FTX) etc.).

11.5 OTHER PRODUCTS

In addition to study products that are delivered to the sponsor there are a number of products that best practice demands are produced and maintained during the course of a study. These include:

- A project journal;
- Study management plan (defined in 4-E);
- Data collection plan;
- Data analysis plan; and
- Study glossary.

11.6 CONCLUSION

A study is generally appraised based on the quality of its study products. This Code of Best Practice aims to highlight important areas that will improve both the assessment process, and the quality, longevity, and utility of the study products. The goal is to make the state of practice one and the same with the state of the art.

“Of all the communities available to us there is not one I would want to devote myself to, except for the society of the true searches, which has very few living members at any time. . . “ –Albert Einstein

Annex A – REFERENCES

- Adelmann, L. (1992). *Evaluating Decision Support and Expert Systems*. New York: John Wiley & Sons. [Chapter 5]
- Alberts, D.S. (1996). *The Unintended Consequences of Information Age Technologies: Avoiding the Pitfalls, Seizing the Initiative*. Washington, DC: National Defense University. [Chapter 1] [Chapter 6]
- Alberts, D.S., & Czerwinski, T.J. (1997). *Complexity, Global Politics and National Security*. Washington, DC: National Defense University. [Chapter 8]
- Alberts, D.S., & Hayes, R.E. (1995). *Command Arrangements for Peace Operations*. Washington, DC: National Defense University. [Chapter 1] [Chapter 6]
- Alberts, D.S., Garstka, J.J., Hayes, R.E., & Signori, D.A. *Understanding Information Age Warfare*. Washington, DC: CCRP Publication Series. [Chapter 5]
- Allen, P.M. (1988). Dynamic Models of Evolving Systems. *System Dynamics Review*, 4, 109-130. [Chapter 8]. Available to purchase from <http://www.albany.edu/cpr/sds/publications.htm>.
- Almèn, A., DeBayer, O., Eriksson, P., Jarlsyik, H., Lascar, G. & Ritchey, T. (1999). *Models for Evaluating Peace Support Operations*. A FOA – DGA/DSP /Centre d'Analyse de Défense Joint Workshop. [Chapter 7]
- Baeyer, A.V. (2000). *Human Factors in Militärischen Führungsprozessen für die Simulation* [Human Factors in Military Guidance Processes for the Simulation] (B-IK 3103/01). München, Germany: Industriefanlagen-Betriebsgesellschaft (IABG). [Chapter 6]. Available from <http://www.unibw-muenchen.de/campus/itis/projekte.html>.
- Baeyer, A.V. (2001). *Task Analysis, Training and Simulation for Operations Other Than War (OOTW)*. Paper presented at the North Atlantic Treaty Organisation (NATO) Specialists Meeting on Human Factors in the 21st Century, Paris. [Chapter 6]
- Bailey, T.J. (2001). *Multiple Runs of a Deterministic Combat Model* (Technical Document 01-001). Fort Leavenworth, KS: U.S. Army Training & Doctrine Command (TRADOC) Analysis Center. [Chapter 8]
- Bailey, T.J., & Clafin, R.A. (1996). *Information Operations in Force on Force Simulations* (US Army TRAC Technical Memorandum TM-0196). Fort Leavenworth, KS: U.S. Army Training & Doctrine Command (TRADOC) Analysis Center. [Chapter 8]
- Bares, M. (1996). Pour une prospective des systèmes de commandements [For a Futurology of the Systems of Commands]. Polytechnica. [Chapter 8]
- Bellman, R.E., & Zadeh, L.A. (1970). Decisionmaking in a Fuzzy Environment. *Management Science*, 17(4), 141-164. [Chapter 8]
- Bijker, W.E. (1990). *The Social Construction of Technology*. PhD Thesis University of Twente, Eijsden, The Netherlands. [Chapter 5]

ANNEX A – REFERENCES

Bornman, L.G., Jr. (1993). *Command and Control Measures of Effectiveness Handbook (C2 MoCE Handbook)* (TRAC-TD-0393). Fort Leavenworth, KS: U.S. Army Training & Doctrine Command (TRADOC) Analysis Center. [Chapter 5]

Brown, R.V., Kahr, A.S., & Peterson, C. (1974). *Decision Analysis: An Overview*. New York: Holt, Rinehart and Winston. [Chapter 5]

Canadian Department of National Defence Document B-GG-005-004/AF-023. (1999). *Civil-Military Cooperation in Peace, Emergencies, Crisis and War*. [Chapter 5]. Available on-line at <http://www.dnd.ca/eng/index.html>.

Candan, U. and Lambert, N.J. (2002). Methods Used in the Analysis and Evaluation of the Immediate Reaction Task Force (Land) Command and Control Concept. TN 897. NATO C3 Agency, PO Box 174, 2501 CD, The Hague, The Netherlands. [Chapter 2]

Cleman, R.T. (1990). *Making Hard Decisions: An Introduction to Decision Analysis*. Pacific Grove, CA: Duxbury Press. [Chapter 4]

Code of Best Practice (COBP) on the Assessment of Command and Control (Research & Technology Organisation (RTO) Technical Report 9AC/323(SAS)TP/4). (1999). Neuilly-sur-Seine Cedex, France: North Atlantic Treaty Organisation (NATO) RTO. [Chapter 8]. Available from <http://www.rta.nato.int/RDP.asp?RDP=RTO-TR-009>.

Coyle, R.G., & Yong, Y.C. (1996). A Scenario Projection for the South China Sea. Further Experience with Field Anomaly Relaxation. *Futures*, 28(3). [Chapter 7]

Darilek, R. (2001). *Measures of Effectiveness for the Information Age Army*. Santa Monica, CA: Rand Arroyo Center. [Chapter 6]. Available from <http://www.rand.org/publications/MR/MR1155/>.

De Maio, J. (Ed.). (2000). *The Challenges of Complementarity* [Report on the Fourth Workshop on Protection for Human Rights and Humanitarian Organisations]. Geneva, Switzerland: International Committee of the Red Cross. [Chapter 3]

Defence Science and Technology Laboratory (DSTL). (2000). *A Guide to Best Practice in C2 Assessment: Version 1*. Farnborough, United Kingdom. [Chapter 3]

Defence Systems. (1982). *Theatre Headquarters Effectiveness: Its Measurement and Relationship to Size, Structure, Functions, and Linkages; Vol. 1: Measures of Effectiveness and the Headquarters Effectiveness Assessment Tool*. McLean, VA: Author. [Chapter 5]

Defense Information Infrastructure (DII) Shared Data Environment (SHADE), Capstone Document. (1996). Arlington, VA: U.S. DoD, Defense Information Systems Agency (DISA). [Chapter 9]. Available from http://www.disa.mil/coe/srs/srs_base/srs_csa_PDF/zsrscsa.pdf.

Defining and Measuring Success in the New Strategic Environment [Technical Cooperation Program Panel JSA-TP-3] Proceedings Report (1999) Ottawa, Ontario, Canada. [Chapter 5]

Depuy, T. (1979). *Numbers, Prediction and War: Using History to Evaluate Combat Factors and Predict the Outcome of Battles*. Indianapolis, IN: Bobs-Merrill. [Chapter 6]

Deutsch, R., & Hayes, R.E. (1990). *Personality and Social Interaction of Effective Expert Analysts: The Issue of Cognitive Complexity* [Technical Paper]. [Chapter 6]

- Deutsch, R., & Hayes, R.E. (1992). *The War Story in Warfighting Situation Assessment and Decisionmaking* [Technical Paper]. [Chapter 6]
- Dodd, L. (1995). *Adaptive C2 Modeling for RISTA Effectiveness Studies*. Second International Command & Control Research & Technology Symposium Proceedings. Washington, DC: National Defense University. [Chapter 6]
- Duff, J.B., Konwin, K.C., Kroening, D.W., Sovereign, M.G., & Starr, S.H. (1992). In T.J. Pawlowski (Ed.), *Command, Control, Communications, Intelligence, Electronic Warfare Measures of Effectiveness* [Final Report]. Fort Leavenworth, KS: Military Operations Research Society (MORS) Workshop. [Chapter 5]
- Elzen, B., Ensenrink, B. & Smit, W.A. (1996). *Socio-Technical Networks: How a Technology Studies Approach may Help to Solve Problems Related to Technical Change*. [Social Studies of Science, vol 26, pp. 95-141] [Chapter 5]
- Engel, R., & Townsend, M. (1991). *Division Command and Control Performance Measurement*. Toronto, Ontario, Canada: Defence and Civil Institute of Environmental Medicine (DCIEM). [Chapter 5]
- Entretiens Sciences & Défense. (1998). *Nouvelles avancées scientifiques et techniques, tome 1* [New Scientific and Technical Advances, Volume 1]. DGA/CHEAr/D.R.E.E. [Chapter 7]
- The Federation of American Scientists (FAS) Web Page on Digital Terrain Elevation Data: <http://www.fas.org/irp/program/core/dted.htm>. [Chapter 9]
- Fisher, R.A. (1951). *Design of Experiments* (6th ed.). Ontario, Canada: Oliver and Boyd, Ltd. [Chapter 3]
- Fliss, R., Feld, R., Geisweidt, L., Kalas, W.D., Kirz, J., Layton, R., et al. (1987). *Army Command and Control Evaluation System User's Handbook* (MDA903-96-C-0407). Ft. Leavenworth, KS: Army Research Institute for the Behavioral and Social Science. [Chapter 5]
- Flood, R.L., & Jackson, M.C. (1991). *Creative Problem Solving: Total Systems Intervention* (ISBN 0471930520). New York: John Wiley & Sons. [Chapter 3]
- Gass, S.I., & Harris, C.M. (Eds.), *Encyclopedia of Operations Research and Management Science* (2nd ed.). New York: Kluwer Academic. [Chapter 4]
- Godet, M. (1998). *Manuel de prospective stratégique, tome 1, Une indiscipline intellectuelle, tome 2, L'art et la méthode* [Strategic Prospective Handbook, Volume 1. An Intellectual Indiscipline, Volume 2. in the Method and Art]. Paris: Dunod. [Chapter 7]
- Halpin, S.M. (1992). *Army Command and Control Evaluation System (ACCES): A Brief Description* (Working Paper LV-92-01). Ft. Leavenworth, KS: US Army Research Institute for the Behavioral and Social Sciences. [Chapter 5]
- Hartley, D.S., III. (1996). *Operations Other Than War: Requirements for Analysis Tools Research Report* (K/DSRD-2098). Oak Ridge, TN: Lockheed Martin Energy Systems. [Chapter 4] [Chapter 8]. Available from <http://www.msosa.dmsomil/ootw.html>.
- Hartley, D.S., III. (2001). Battle Modeling. In S.I. Gass & C.M. Harris (Eds.), *Encyclopedia of Operations Research and Management Science* (2nd ed.). New York: Kluwer Academic. [Chapter 8]

ANNEX A – REFERENCES

- Hartley, D.S., III. (2001). Military Operations Other Than War. In S.I. Gass & C.M. Harris (Eds.), *Encyclopedia of Operations Research and Management Science* (2nd ed.). New York: Kluwer Academic. [Chapter 4]
- Hawkins, G. (1984). Structural Variance and Other Related Topics in the SHAPE Armour/Anti-Armour Study. In R.K. Huber (Ed.), *Systems Analysis and Modeling in Defense – Development, Trends, and Issues*. New York: Plenum Press. [Chapter 5]
- Hayes, R.E. (1994). *Systematic Assessment of C2 Effectiveness and its Determinants*. 1994 Symposium on C2 Research and Decision Aids. Monterey, CA: Naval Post Graduate School. [Chapter 6]
- Hillier, F.S., & Lieberman, G.J. (1990). *Introduction to Operations Research* (5th ed.). New York: McGraw-Hill. [Chapter 4]
- Hoeber, F.P. (Ed.). (1981). *Military Applications of Modelling: Selected Case Studies*. Alexandria, VA: Military Operations Research Society. [Chapter 4]
- Hofmann, H.W., & Hofman, M. (2000). On the Development of Command and Control Modules on Battalion Down to Single Item Level. In *New Information Processing Techniques for Military Systems* (pp. 8.1–8.12). North Atlantic Treaty Organisation (NATO) Research & Technology Organisation (RTO) Meeting Proceedings 49. [Chapter 6]. Available from [ftp://ftp.rta.nato.int/PubFulltext/RTO/MP/RTO-MP-049/MP-049-\\$\\$TOC.pdf](ftp://ftp.rta.nato.int/PubFulltext/RTO/MP/RTO-MP-049/MP-049-$$TOC.pdf).
- Holt, J., & Pickburn, G. (2001). *OA Techniques for the Future* [Defence Evaluation and Research Agency (DERA) Unclassified Report]. Farnborough, United Kingdom: Defence Science and Technology Laboratory (DSTL). [Chapter 3]
- Hughes, W.P., Jr. (Ed.). (1989). *Military Modelling* (2nd ed.). Alexandria, VA: Military Operations Research Society. [Chapter 4]
- Human Systems. (1993). *Survey of Evaluation Methods for Command and Control Systems*. Ontario, Canada. [Chapter 5]
- The Impact of C3I on the Battlefield Panel 7 on the Defence Applications of Operational Research* (AC243 Panel-7 TR/4). [North Atlantic Treaty Organisation (NATO) Unclassified Technical Report] (1994). Ad Hoc Working Group on the Impact of C3I on the Battlefield. Brussels, Belgium: NATO Defence Research Group. [Chapter 5]. Available from www.nato.int.
- ISI0027: 1990 An Information Resource Dictionary System (IRDS) Framework*. (1990). [Chapter 9]
- Jaiswal, N.K. (1997). *Military Operations Research: Quantitative Decisionmaking*. New York: Kluwer Academic. [Chapter 4]
- Jantsch, E. (1968). *La prévision technologique* [The Technology Forecast]. Paris: OCDE. [Chapter 7]
- Jaques, E. (1976). *A General Theory of Bureaucracy*. Portsmouth, NH: Heinemann Educational Books. [Chapter 6]
- Kahnmann, D., Slovik, P., & Tversky, A. (Eds.). (1982). *Judgement Under Uncertainty: Heuristics and Biases*. New York: Cambridge University Press. [Chapter 10]
- Keeny, R.L., & Raiffa, H. (1976). *Decisions with Multiple Objectives: Preferences and Value Tradeoffs*. New York: John Wiley & Sons. [Chapter 5] [Chapter 6]

- Keppel, G. (1973). *Design and Analysis – A Researcher’s Handbook* (ISBN 0-13-200030-X). Englewood Cliffs, NJ: Prentice-Hall. [Chapter 3] [Chapter 10]
- Klein, G.A. (1989). Recognition Primed Decisions. *Advances in Man-Machine Systems Research*, 5, 47-92. [Chapter 8]
- Kroening, D., & Moffat, J. (Eds.). (1999). *Workshop on C3I Modelling (AC/323SASTP/9)*. North Atlantic Treaty Organisation (NATO) Research & Technology Organisation (RTO) Meeting Proceedings 29. [Chapter 8] Available for order from www.rta.nato.int.
- Krusche, S., & Tolk, A. (2000). *Information Processing as a Key Factor for Modern Federations of Combat Information Systems*. Paper presented at the North Atlantic Treaty Organisation (NATO) Research & Technology Organisation (RTO) Information Systems Technology Panel (IST) Symposium: New Information Processing Techniques for Military Systems, Istanbul, Turkey. [Chapter 9]. Available in PDF format from <http://home.t-online.de/home/Andreas.Tolk/literat.htm>.
- Kruskal, J.B., & Wish, M. (n.d.). *Multidimensional Scaling*. In E.M. Uslander (Ed.), *Quantitative Applications in the Social Sciences* (Series 07 – 011, ISBN 0-8039-0940-3). Beverly Hills, CA: SAGE Publications. [Chapter 10]
- Lambert, N.J. (1997). “*Operation Firm Endeavour: Campaign Data, Its Collection and Use.*” Presented at the Directorate of Land Warfare Historical Co-ordination Group Conference, Trenchard Lines, DGD&D, Upavon, UK, 28-29 April 1997. Also available from the British Library Document Supply Centre, Boston Spa, Wetherby, West Yorkshire, LS23 7BQ, United Kingdom, Reference DSC Shelfmark: 99/20363. [Chapter 9]
- Lambert, N.J. (1998). *Operational Analysis in the Field: The Utility of Campaign Monitoring to the Implementation Force (IFOR) Operation in Bosnia and Herzegovina 1995 – 1996*. Proceedings from Cornwallis III, Analysis for Peace Operations. (ISBN 1-896551-22-X). The Lester B. Pearson Canadian International Peacekeeping Training Centre, Cornwallis Park, PO Box 100, Clementsport, NS BOS 1E0, Canada. [Chapter 5]
- Lambert, N.J., (1998). *Operation Firm Endeavour: Campaign Monitoring; Factional Compliance and the Return to Normality in Bosnia and Herzegovina*. Operational Analysis Branch, HQ ARRC, Queens Avenue, JHQ Rheindahlen, 41179 Moenchengladbach, Germany. Also available from the British Library Document Supply Centre, Boston Spa, Wetherby, West Yorkshire, LS23 7BQ, United Kingdom, Reference DSC Shelfmark: 99/20361 and 99/20367 (Annexes). [Chapter 5]
- Lambert, N.J. (2002). *Measuring the Success of the North Atlantic Treaty Organisation (NATO) Operation in Bosnia and Herzegovina 1995 – 2000*. Issue 140/2, pp. 459-481. *European Journal of Operations Research*, Special 2000 Edition. [Chapter 5]
- Latour, B. (1997). Bruno Latour’s Keynote Speech: On Recalling ANT. In *Actor Network and After*. Centre for Social Theory and Technology (CSTT), Department of Sociology and Social Anthropology, Keele University, United Kingdom. [Chapter 5]. Available from <http://www.comp.lancs.ac.uk/sociology/stslatour1.html>.
- Latour, B. (1999). On Recalling ANT. In J. Law & J. Hassard (Eds.), *Actor Network Theory and After* (pp. 15-25). Oxford, United Kingdom: Blackwell Publishers. [Chapter 5]
- Lauren, M.K. (2000). *Modelling Combat Using Fractals and the Statistics of Scaling Systems*, 5(3), 47-58. Alexandria, VA: Military Operations Research Society. [Chapter 8]

ANNEX A – REFERENCES

Lauren, M.K. (2001). *Beyond Lanchester: A Fractal Based Approach to Equations of Attrition*. Manuscript submitted for publication. [Chapter 8]

Leroy, D., & Hofmman, D. (1996). *Criterion of Command, Control, Communications, Intelligence (C3I's) Effectiveness*. 1996 Command & Control Research & Technology Symposium Proceedings. Washington, DC: National Defense University. [Chapter 5]

Libicki, M.C. (1997). *Defending Cyberspace and Other Metaphors*. Washington, DC: National Defense University. [Chapter 8]

Long Term Scientific Study SAS-017 on Human Behaviour Representation [Final Report, Chapter 2]. (n.d.). [Chapter 6] Available, with clearance, from: <http://www.rta.nato.int/RDP.asp?RDP=RTO-TR-047>.

Mandales, M.D., et al. (1996). *Managing "Command and Control" in the Persian Gulf War* (ISBN 0-275-952614). Westport, CT: Greenwood Publishing Group. [Chapter 6]

Mathieson, G.L., Tolk, A., Sundfoer, H.O., & Sinclair, M. (2001). *Data the Glue to Assessment*. Washington, DC: Cooperative Research Program (CCRP). [Chapter 9] [Chapter 10]

McCafferty, M.C., & Lea, S.C. (1997). *Measures of Effectiveness for Operations Other Than War* (CDA/HLS/R9714/1.1). Farnborough, United Kingdom: Center for Defence Analysis. [Chapter 5]

Midgley, G. (1989). Critical Systems and the Problem of Pluralism. *Cybernetics and Systems*, 20, 219-231. [Chapter 3]

Modelling and Analysis of Command and Control (AC/323(SAS)TP/12). (1999). North Atlantic Treaty Organisation (NATO) Research & Technology Organisation (RTO) Meeting Proceedings 38. [Chapter 8]. Available from <http://www.rta.nato.int/RDP.asp?RDP=RTO-MP-038>.

Moffat, J. (1996). The System Dynamics of Future Warfare. *European Journal of Operational Research*, 90(3), 609-618. [Chapter 8]. Available with registration from <http://www.palgrave-journals.com/jors/>.

Moffat, J. (2000). Representing the Command and Control Process in Simulation Models of Conflict. *Journal of the Operational Research Society*, 51(4), 431-439. [Chapter 6] [Chapter 8]. Available with registration at <http://www.palgrave-journals.com/jors/>.

Moffat, J. (2002). *Command and Control in the Information Age – Representing its Impact*. Norwich, United Kingdom: The Stationery Office. [Chapter 6] [Chapter 8]. Available from www.tso.co.uk.

Moffat, J., & Dodd, L. (2000). *Bayesian Decisionmaking and Catastrophes*. Defence Science and Technology Laboratory (DSTL) [Unpublished Report]. [Chapter 3]. Available from ksglasgow@dstl.gov.uk.

Moffat, J., & Passman, M. (2002). *Metamodels and Emergent Behaviour in Models of Conflict*. 'Proceedings of the Simulation Study Group Two Day Workshop, March 2002. The Operational Research Society, UK.' [Chapter 8] Available on www.orsoc.org.uk.

Moffat, J., & Prins, G. (2000). *A Revolution in Military Thinking?* [Issues from the 1999 Defence Evaluation and Research Agency (DERA) Senior Seminars]. *Journal of Defence Science*, 5(3). [Chapter 8]. Available by request from ksglasgow@dstl.gov.uk.

- Moffat, J., & Witty, S. (2000). *Changes of Phase in the Command of a Military Unit*. Defence Science and Technology Laboratory (DSTL) [Unpublished Report]. [Chapter 3] Available from ksglasgow@dstl.gov.uk.
- Moffat, J., & Witty, S. (2001). *Bayesian Decisionmaking and Military Command and Control*. Manuscript submitted for publication. [Chapter 8]
- Moffat, J., Witty, S., & Dodd, L. (2002). *Bayesian Decisionmaking and the Precise Use of Force*. ‘Journal of Defence Science 7(1)’ [Chapter 8]. Available from ksglasgow@dstl.gov.uk.
- National Research Council. (1998). *Modeling Human and Organisational Behavior – Application to Military Simulations* (ISBN 0-309-06096-6). Washington, DC: National Academy Press. [Chapter 5] [Chapter 6]. Available from <http://www.nap.edu>.
- Noble, D., & Flynn, W. (1993). *Recognized Primed Decisions (RPD) Tool Concept Document*. Vienna, VA: Engineering Research Associates. [Chapter 6]
- Noble, D., Flynn, W., & Lanham, S. (1993). *The TADMUS Recognized Primed Decisions (RPD) Tool: Decision Support for Threat Assessment and Response Selection*. Paper presented at the 10th Annual Conference on Command and Control Decision Aids. [Chapter 6]
- Norman, D.A. (n.d.). Organisation of Action Slips. *Psychological Review*, 88, 1-15. [Chapter 6]
- North Atlantic Treaty Organisation (NATO) *Bi-MNC C2 Plan Part 2 – Command and Control Requirements*. (1998). [Chapter 1]
- North Atlantic Treaty Organisation (NATO) *Annex B to MC Guidance for Defence Planning*. MC-299/5. (1996). [Chapter 1]
- North Atlantic Treaty Organisation (NATO) Consultation, Command and Control Board (NC3B), Information Systems Sub-Committee (ISSC), NATO Data Administration Group (NDAG). (1999). *Feasibility Study for the NATO C3 Information Resource Dictionary System*, (NC3 Information Resource Dictionary System (IRDS), AC/322SC/5-WG/3WP4). Brussels, Belgium. [Chapter 9]. Available from <http://www.nato.int/docu/home.htm>.
- North Atlantic Treaty Organisation (NATO) Open Systems Working Group (2000). *NATO C3 Technical Architecture*. AC/322(SC/5)WP/31, Brussels. [Chapter 3]
- North Atlantic Treaty Organisation (NATO) Consultation, Command and Control Board (2000). *NATO C3 System Architecture Framework*. AC/322-WP/0125, Brussels. [Chapter 3]
- North Atlantic Treaty Organisation (NATO) Consultation, Command and Control Board (2000). *NATO Interoperability Management Plan (NIMP)*. AC/259-D/1247(rev), Brussels. [Chapter 3]
- North Atlantic Treaty Organisation (NATO) Study Group on Modelling and Simulation (1998). *NATO Modelling and Simulation Master Plan, Version 1.0*. AC/323(SGMS)D/2, Brussels. [Chapter 3]
- Nowak, M., & May, R. (1992). Evolutionary Games and Spatial Chaos. *Nature*, 359. [Chapter 8]
- Olae, N.-G., Roy, J., & Wetter, M. (2000). *Performance Drivers – A Practical Guide to Using the Balanced Scorecard* (ISBN 0-471-49542-5). New York: John Wiley & Sons. [Chapter 4] [Chapter 5]

ANNEX A – REFERENCES

- Perry, W.L., & Moffat, J. (1997). Developing Models of Decisionmaking. *Journal of the Operational Research Society*, 48(5), 457-470. [Chapter 6] [Chapter 8]. Available with registration from <http://www.palgrave-journals.com/jors/>.
- Perry, W.L., & Moffat, J. (1997). Measuring Consensus in Decisionmaking: An Application to Maritime Command and Control. *Journal of the Operational Research Society*, 48(4), 383-390. [Chapter 6] [Chapter 8]. Available with registration from <http://www.palgrave-journals.com/jors/>.
- Perry, W.L., & Moffat, J. (1997). Measuring the Effects of Knowledge in Military Campaigns. *Journal of the Operational Research Society*, 48(10), 965-972. [Chapter 6] [Chapter 8]. Available with registration from <http://www.palgrave-journals.com/jors/>.
- Pidd, M. (1996). *Tools for Thinking – Modeling in Management Science*. New York: John Wiley and Sons. [Chapter 8]
- Pirlot & Vincke. (1997). *Semiorders: Properties, Representations, Applications* (ISBN 0-7923-4617-3). New York: Kluwer Academic. [Chapter 10]
- Poel, I. (1998). *Changing Technologies. A Comparative Study of Eight Processes of Transformation of Technical Regimes*. Dissertation. Enschede, The Netherlands: Twente University Press. [Chapter 6]
- Prins, G. (1998). *Strategy, Force Planning and Diplomatic/Military Operations*. London: The Royal Institute of International Affairs. [Chapter 3]
- Quade, E.S. (Ed). (2000). *Analysis for Military Decisions*. Alexandria, VA: Military Operations Research Society. [Chapter 4]
- The Report of the Data Working Group. (1998). In *Simulation Technology-1997* (SIMTECH 97, Vol. III). Alexandria, VA: Military Operations Research Society. [Chapter 9]
- Research and Technology Organisation (RTO) SAS-003 Report on IFOR and SFOR Data Collection & Analysis (6 AC/323(SAS)TP/11). [Technical Report]. (1999). Neuilly-sur-Seine Cedex, France: North Atlantic Treaty Organisation (NATO) RTO. [Chapter 2]. Available from <http://www.rta.nato.int/RDP.asp?RDP=RTO-TR-006>.
- Richards, R., Neimeier, H.A., Hamm, W.L. (1997). *Analytical Modeling in Support of C4ISR Mission Assessment (CMA)*. Third International Symposium on Command and Control Research & Technology, National Defense University, Fort McNair, Washington DC. [Chapter 8]
- Rip, A. (1995). Introduction of a New Technology: Making Use of Recent Insights from Sociology and Economics of Technology. In *Technology Analysis & Strategic Management. Journals Oxford*, 7(4), 417-430. [Chapter 6]
- Rosenhead, J. (2001). Problem Structuring Methods. In S.I. Gass & C.M. Harris (Eds.), *Encyclopedia of Operations Research and Management Science* (2nd ed.). New York: Kluwer Academic. [Chapter 4]
- Sarin, R.K., (2001). Multi-Attribute Utility Theory. In S.I. Gass & C.M. Harris (Eds.), *Encyclopedia of Operations Research and Management Science* (Centennial ed.). Boston: Kluwer Academic. [Chapter 5]
- Schot, J., & Rip, A. (1996). The Past and Future of Constructive Technology Assessment. In *Technological Forecasting and Social Change*, 54, 251-268. New York: Elsevier Science. [Chapter 6]

- Schultz, J.V. (n.d). *A Framework for Military Decisionmaking Under Risks* [Prospect Theory Related to Military Decisionmaking]. [Chapter 6]
- Schwartz, P. (1993). *La planification stratégique par scénarios* [Strategic Planning by Scenario]. *Futuribles*, 176. [Chapter 7] Available from: <http://www.futuribles.com>.
- Sherrill, E.T., & Barr, D.R. (1996). Exploring Relationships between Tactical Intelligence and Battle Results. *Military Operations Research*, 2(3). [Chapter 6]. Available to order from <http://www.mors.org/publications/mor/vol02.htm>.
- Siegal & Castellan. (1998). *Non-Parametric Statistics for the Behavioral Sciences* (2nd ed., ISBN 0-07-100326-6). New York: McGraw-Hill. [Chapter 10]
- Sinclair, M., Tolck, A. (2002). *Building Up a Common Data Infrastructure*. NATO Symposium SAS039 on the “Analysis of the Military Effectiveness of Future C2 Concepts and Systems” NATO C3 Agency, The Hague, The Netherlands. [Chapter 9]
- The Source for Environmental Representation and Interchange (SEDRIS™) Home Page: <http://www.sedris.com>. [Chapter 9]
- Sovereign, M., Kemple, W., & Metzger, J. (1994). *Command, Control, Communications, Intelligence Evaluation Workshop* (C3IEW). Measures Workshop, United Kingdom. [Chapter 5]
- Starr, S.H. (1996). *Developing Scenarios to Support C3I Analyses*. Proceedings of the Cornwallis Group, Pearson Peacekeeping Center, Clementsport, Nova Scotia, Canada. [Chapter 7]
- Starr, S.H. (2001). *Lessons Recorded from Applying the North Atlantic Treaty Organisation (NATO) Code of Best Practice (COBP) for C2 Assessment to Operations Other Than War (OOTW)*. Proceedings of the Command and Control Research & Technology Symposium, USNA, Annapolis, MD, June 19-21, 2001. [Chapter 2]. Available from http://www.mitre.org/support/papers/tech_papers_01/starr_nato/starr_nato.pdf.
- Starr, S.H., Haut, D., and Hughes, W. (1997) “Developing Intellectual Tools to Support C4ISR Analyses for Operations Other Than War,” Proceedings of the Third International Symposium on Command and Control Research & Technology, National Defense University, Fort McNair, Washington, DC, pp. 600-608, June 17 – 20, 1997. [Chapter 1]
- Sweet, R., Metersky, M., & Sovereign, M. (1985). *Command and Control Evaluation Workshop* [Military Operations Research Society (MORS) C2 MoCE Workshop]. Monterey, CA: Naval Postgraduate School. [Chapter 5]
- Tolck, A. (1995). *Zur Reduktion struktureller Varianzen* [On the Reduction of Structural Variances]. Doctoral Dissertation, University of the Federal Armed Forces of Germany, Pro Universitate Verlag, Sinzheim. [Chapter 5]
- Tolck, A. (2000). *Functional Categories of Support to Operations in Military Information Systems*. Proceedings of the North Atlantic Treaty Organisation (NATO) Regional Conference on Military Communication and Information Systems, Zegrze, Poland. [Chapter 9]. Available in PDF format from <http://home.t-online.de/home/Andreas.Tolck/literat.htm>.
- Tolck, A. (2001). *Bridging the Data Gap – Recommendations for Short, Medium, and Long Term Solutions*, (01S-SIW-011). Proceedings of the Simulation Interoperability Workshop Spring 2001,

ANNEX A – REFERENCES

Orlando, Florida. [Chapter 9]. Available in PDF format from http://home.t-online.de/home/Andreas.Tolk/011_0301.pdf.

Tolk, A., & Kunde, D. (2000). *Decision Support Systems – Technical Prerequisites and Military Requirements*. Proceedings of the 2000 Command and Control Research and Technology Symposium (CCRTS), Monterey, CA. [Chapter 9]. Available in PDF format from http://www.dodccrp.org/6thICCRTS/Cd/Tracks/Papers/Track6/038_tr6.pdf.

US Department of Defense (DOD), Joint Chiefs of Staff. (1999). *Dictionary of Military and Associated Terms*. Washington, DC: Greenhill Books. [Chapter 9]. Available from <http://www.dtic.mil/doctrine/jel/doddict/index.html>.

US Department of Defense (DOD) Model and Simulation Master Plan. (1995). [Chapter 8]. Available from http://www.msiac.dmsi.mil/ms_needs_documents/MS_Master_Plan.PDF.

Van Creveld, M. (1985). *Command in War*. Cambridge, MA: Harvard University Press. [Chapter 6]

Van Lente, H. (1993). *Promising Technology; The Dynamics of Expectations in Technological Developments*. Unpublished Doctoral Dissertation, Twente University Press, The Netherlands. [Chapter 6]. Available from h.vanlente@geog.uu.nl.

Wagner, H.M. (1975). *Principles of Management Science* (2nd ed.). Upper Saddle River, New Jersey: Prentice-Hall. [Chapter 4]

Wallace, G.J., & Moffat, J. (1997). The Use of Petri Nets to Model Satellite Communications Systems. *Journal of Defence Science*, 2(1). [Chapter 8] Available from ksglasgow@dstl.gov.uk.

Wilson, J., & Corlett, E. (Eds.). (1990). *Evaluation of Human Work: A Practical Ergonomics Methodology* (2nd ed.). London: Taylor & Francis. [Chapter 10]

Windass, S. (2001). *Just War and Genocide – The Ottawa Papers*. Woodstock, United Kingdom: Foundation for International Security. [Chapter 3]

Winer, B.J. (1962). *Statistical Principles in Experimental Design*. New York: McGraw-Hill. [Chapter 10]

Witty, S., & Moffat, J. (2000). *Catastrophe Theory and Military Decisionmaking*. Defence Science and Technology Laboratory (DSTL) [Unpublished Report]. [Chapter 3] Available from ksglasgow@dstl.gov.uk.

The following additional documents are under development:

NATO C3 System Baseline Architecture

NATO C3 System Overarching Architecture

Annex B – ACRONYMS

A

ACCES	Army Command and Control Evaluation System
ACE Resources	Allied Command Europe Resources (part of SHAPE)
AF(N)	Regional Command
AHWG	AC/243 Panel 7 Ad Hoc Working Group
AI	Artificial Intelligence
AMF(L)	ACE Mobile Force (Land)
ANT	Actor Network Theory
ARRC	ACE Rapid Reaction Corps
ATS	Norman's Activation Trigger Scheme

B

C

C2	Command and Control
C3	Command, Control, and Communications or Consultation
C3I	Command, Control, Communications or Consultation, and Intelligence
C4	Command, Control, Communications or Consultation, and Computers
C4I	Command, Control, Communications or Consultation, Computers, and Intelligence
C4ISR	Command, Control, Communications or Consultation, Computers, Intelligence, and Surveillance and Reconnaissance
CIMIC	Civil-Military Co-operation
CIS	Command Information Systems
CISS	Center for Information Systems Security
COBP	Code of Best Practice
CPX	Command Post Exercise
CTA	Constructive Technology Assessment

D

DCEP	Data Collection/Engineering Plan
DISA	Defence Information Systems Agency
DOTMLP	Doctrine, Organisation, Training, Material, Leadership, Personnel
DOTMLPF	Doctrine, Organisation, Training, Material, Leadership, Personnel, Facilities/Forces
DP	Dimensional Parameters
DSTL	Defence Science and Technology Laboratories (UK)

E

EEA	Essential Elements of Analysis
-----	--------------------------------

ANNEX B – ACRONYMS

F

FS	Feasibility Study
FTX	Field Post Exercise

G

GRR	Generic Risk Register
-----	-----------------------

H

HB(A)	UK Historical Branch (Army)
HEAT	Headquarters Effectiveness Assessment System
HQ	Headquarters

I

IO	International Organisation
IRDS	Information Resource Dictionary Systems
IRTF(L)	Immediate Reaction Task Force (Land)

J

JCSC	Joint Sub-Regional Command South Centre
JCSE	Joint Sub-Regional Command South East
JFCOM	Joint Forces Command

K, L

M

MAPEX	Map Exercise
MAUT	Multi-Attribute Utility Theory
MCES	Modular Command and Control Evaluation Structure
M-E-M	Model-Exercise-Model
METT-TC	Mission, Enemy, Troops, Terrain, Troops, Time, and Civil considerations
MND(C)	Multinational Division (Centre)
MoCE	Measures of C2 Effectiveness
MoE	Measures of Effectiveness
MoFE	Measures of Force Effectiveness
MoM	Measures of Merit
MoP	Measures of Performance
MoPE	Measures of Policy Effectiveness
MORS	Military Operations Research Society
M&S	Modelling and Simulation
M-T-M	Model-Test-Model

N

NATO	North Atlantic Treaty Organisation
NC3A	NATO C3 (Consultation, Command & Control) Agency
NGO	Non-Governmental Organisations
NL MOD	Netherlands Ministry of Defense

O

OA	Operational Analysis
OOTW	Operations Other Than War
OR	Operations Research

P

PESTLE	Political, Economic, Social, Technological, Legal, and Environmental
PfP	Partnership for Peace
PRL	Policy Requirements Land
PVO	Private Volunteer Organisations

Q**R**

RIGOUR	Repeatability, Independence, Grounding in reality, Objectivity of Process, Uncertainty, and Robustness
ROE	Rules of Engagement

S

SACLANT OA	Supreme Allied Command Atlantic Operational Analysis Cell
SCOT	Social Construction of Technology
SFS	Strike Force South
SHADE	Shared Data Environment
SHAPE	Supreme HQ Allied Powers Europe
SMP	Study Management Plan
SOW	Statements of Work
STA	Surveillance Targeting and Acquisition
STAFFEX	Staff Exercise
STS	Science and Technology Studies
SWOT	Strengths, Weaknesses, Opportunities, Threats

T

TA	Technology Assessment
TRAC	TRADOC Analysis Center
TRADOC	US Army Training & Doctrine Command
TTP	Tactics, Techniques, and Procedures

ANNEX B – ACRONYMS

U

V

VTC	Video Teleconference
VV&A	Verification, Validation, and Accreditation
VV&C	Verification, Validation, and Certification

W

WBS	Work Breakdown Structure
-----	--------------------------

X, Y, Z

Annex C – THE MORS CODE OF ETHICS

The MORS Code of Ethics and Responsibilities for Practitioners of Military Operations Research

Military OR Professionals must aspire to be:

- Honest, open and trustworthy in all their relationships;
- Reliable and consistent in the conduct of assignments and responsibilities, always doing what is right rather than expedient;
- Objective, constructive and accurate in what they say and write;
- Accountable for what they do and choose not to do;
- Respectful of the work of others, giving due credit and refraining from criticism of them unless warranted; and
- Free from affiliation with others or with activities that would compromise them, their employers, or the Society.

This page has been deliberately left blank

Page intentionnellement blanche

Annex D – HUMAN AND ORGANISATIONAL ISSUES CHECKLIST

This checklist presents a summary of a particular set of human and organisational issues that is specifically relevant to behaviour and performance of humans in command and control situations. Its purpose is to sensitise the analyst and help him to assess whether human or organisational issues are part of the problem domain and should be addressed in the solution space. Also, it should assist him in identifying human sciences disciplines for consultation.

It should be pointed out, however, that this checklist is preliminary and must not be considered to be comprehensive. The field of human sciences is too large and the set of human and organisational issues too ill defined to provide the analyst with an exhaustive checklist, at this time. Research in this area is ongoing and we expect that later editions of this document will provide the analyst revised and improved checklists.

1.0 HUMAN ISSUES

Physiological Factors

This refers to bio-medical and environmental factors that influence behaviour and performance.

Stress:

- Fatigue and lack of sleep;
- Blood sugar;
- Fitness conditions;
- Weather conditions; and
- Geographical terrain conditions.

Ergonomic Factors (e.g. performance degradation due to working in protective suits)

Ergonomics is a science discipline that studies human work and work environment relationships.

Behavioural Factors (related to functioning in a C2 group)

- Social Competence & Experience;
 - Capability to interact with others;
 - Communication skills;
 - Language skills;
 - Empathy (Social awareness / understanding);
 - Conflict handling style;
 - Frustration handling style;
- Military Competence & Experience;
 - Handling danger;
 - Defining mission objectives; and
- Task Competence & Experience.

ANNEX D – HUMAN AND ORGANISATIONAL ISSUES CHECKLIST

Cognitive Factors

These factors are related to how humans perceive their environment, how they give meaning to what they see.

- Information processing style;
- Information processing capacity;
- Creating situational awareness;
- Individual decisionmaking;
 - Risk tolerance;
 - Pre-disposition!;
 - Receptivity to new information (open / closed);
 - Expertise; and
 - Prior training and knowledge (operational codes).

Emotional Factors

- Morale;
- Attitude;
- Separation from family;
- Fear;
- Stress; and
- Resilience (ability to overcome negative feedback).

Leadership Factors

There exists no clear-cut concept of leadership effectiveness, but we do know some of the factors that affect the effectiveness of a leader.

- Expectation and behaviour of superiors;
- Expectations and behaviour of subordinates;
- Expectations and behaviour of colleagues;
- Personality and experience;
- Organisational culture and policy – with regard to leadership and command. Allocation or responsibility and authority;
- Ability to motivate and to direct others;
- Moral and judicial responsibilities; and
- Coaching capabilities (towards subordinates).

2.0 ORGANISATIONAL ISSUES

Structure

- Number of echelons or layers;
- Span of control for nodes;

- Pattern of linkages between nodes (e.g. hierarchical, multi-connected);
- Permanent versus transitory; and
- Formal versus informal.

Function

- Distribution of responsibility;
- Distribution of authority;
- Distribution of information;
- Functional specificity; and
- Ambiguity in command relationships.

Capacity

- Differences in communication systems / architectures;
- Differences in information processing systems / architectures;
- Differences in field training and operational experience;
- Differences in personnel;
 - Experience;
 - Training; and
 - Cognitive ability.

Roles

- Allocation of responsibility / authority; and
- Role conflicts. The interference of multiple roles in one individual.

Sociological Factors

- Understanding of environment;
 - Political;
 - Social; and
 - Cultural.

Interoperability Issues

- National and cultural differences;
- Organisational approaches and values;
- Communication standards and technology; and
- Differences in perceptions.

Organisational Command Style

- Decentralised or centralised;
- Collaborative versus authoritative;

ANNEX D – HUMAN AND ORGANISATIONAL ISSUES CHECKLIST

- Formal versus informal; and
- Command products: orders, objectives, missions.

Organisational Culture

Shapes patterns of organisational behaviour and reflects thought and activity patterns by members of the organisation.

- Belief systems;
- Organisational norms & how are they expressed;
- Organisational values & how are they expressed; and
- Open to organisational learning.
i.e. Does the organisational culture embed characteristics that enable and facilitate organisational learning?

3.0 INTERACTION BETWEEN HUMAN AND ORGANISATIONAL ISSUES

Group Decisionmaking

Groups can exert social pressure on members that affect the decisionmaking capability of individual members.

Group Dynamics

The behaviour of individuals in a group will be influenced by the fact that they are interacting in a group. This interactive process contains a number of dynamic dimensions and does affect the result of interaction. A command post is a group of people and its performance is affected by its group dynamics.

- Social interaction & communication;
- Communication;
- Social identity and social conflicts;
- Individual dominance/leadership;
- Cohesion; and
- Teambuilding, teamwork.

Trust in group member's competence and loyalty.

Cultural Factors

Culture is more or less the whole of beliefs and assumptions, including norms and values, about things and behaviour in a group. As such it guides the behaviour of people, also in the military and in command posts.

Note! Culture itself is immaterial, intangible. It can only be distilled from observed actions by members of an organisation or societal group.

Note! Culture is learned through interaction with others.

- Especially in multi-national OOTW, members of different cultural background have to interact. Mutually acceptable norms of behaviour will have to be developed in the process.
- Socialisation process.

Culture Lag

Changes in the environment or to the organisation often require adaptations in behaviour. Sometimes these changes are required or introduced so fast that an organisation hasn't had the time to the whole of its culture to adapt to the new situation, i.e., to embed the changes in its culture. This may lead to friction.

- E.g.1: The introduction of new technologies may change the way we work. If this is done too fast, or without thoughtful guidance it may have a disruptive effect on behaviour and thus on organisational effectiveness; and
- E.g.2: Peace Keeping and War Operations each require different types of behaviours which are often quite different from the type of behaviour in the peaceful environment at home. Western armies operate on personnel rotation schedules whereby individuals change frequently from one situation to another. This may also result in culture lag causing friction.

Sub-Culture

Within the larger set of culture, groups may develop specialised cultures, such as, e.g., distinct unit cultures.

- Sometimes these sub-cultures may conflict over some issues with the dominant organisational or societal culture. Understanding these differences is often the first step in resolving these situations.

Social Control

Individual (group, organisational) members watch and correct each other if they accepted procedures of behaviour aren't followed.

- If this corrective action pattern is too strict, the group becomes rigid and is less able to adapt to new situations; and
- If it is too loose, and no culture or norms are enforced, chaos and uncertainty may rule the group.

Commanders Intent

A leader can affect the current (sub) culture of his unit by setting the example and by establishing and enforcing required procedures and behaviour.

- Both must be synchronized, else friction will occur; and
- By action and word a leader sets the level and direction of (social) control.

Ethics**Cooperability**

- Effectiveness of communication; and
- Willingness to co-operate and collaborate.

4.0 ENVIRONMENTAL FACTORS

These factors affect individual, organisational and group issue.

- Noise;
- Visibility;

- Temperature / humidity;
- Terrain type;
- Infrastructure in area of operations. (e.g. transport, communication, healthcare, agriculture, food distribution, water, civil administration-infrastructures);
- Military support infrastructure;
- Social, economic, and political situation in area of operations;
- Rules of engagement;
- Ease of interaction;
- Command post layout;
- Communication mechanisms (e.g. voice, teletype, VTC); and
- Geographic distribution of the command.

5.0 RELATED HUMAN SCIENCE DISCIPLINES

This list provides an overview of the relevant scientific disciplines with the expertise to answer questions arising in the context of human and organizational issues in command and control. The list implies a rough taxonomy of disciplines only. Even though boundaries between disciplines are frequently fuzzy, an attempt was made to minimise the overlap.

1 Psychology

- 1.1 Individual Psychology
 - 1.1.1 Cognitive Psychology
 - 1.1.2 Learning Psychology
 - 1.1.3 Action Theories
 - 1.1.4 Differential Psychology
 - 1.1.5 Psychometrics
- 1.2 Social Psychology
- 1.3 Clinical Psychology

2 Educational Sciences and Pedagogics

3 Sociology

- 3.1 Social Morphology (e.g. Social Stratification, Demography)
- 3.2 Sociology of Political Power (See Also Political Sciences)
- 3.3 Mass Communication
- 3.4 Sociological Methodology (Empirical Social Research)

4 Organisational Sciences

5 Economic Sciences

6 Political Sciences

- 6.1 Science of Domestic Politics
- 6.2 Science of International Relations
- 6.3 Political Disaster Research

- 7 Ergonomics, Human Factors Research**
 - 7.1 Physiology and Anthropometrics
 - 7.2 Technical Ergonomics (Man-Machine-Interface, Workspace)
 - 7.3 Cognitive Ergonomics (See also Individual Psychology)
 - 7.4 Crew Ergonomics (See also Social Psychology)
 - 7.5 Safety and Health Hazard Prevention
- 8 International Law of War, International Humanitarian Law**
- 9 Ethics**
 - 9.1 Deontology (Theories of Ethical Norms and Values)
 - 9.2 Theories of Ethical Practise and Morality
- 10 Social and Legal Philosophy**
- 11 Cultural Anthropology**

6.0 LITERATURE

- Ali, M.I. et al. (2000). Enabling Learning: A Progress Report on the Enterprise Social Learning Architecture Task. A paper presented at CCRT Symposium in 2000 in Canberra, Australia.
- Capstick, M.D. (1998). Command and Leadership in Other Peoples Wars. Land Force Western Headquarters, Edmonton, Canada. Published at the NATO RTO Workshop: The Human in Command, Kingston, Canada, 1998.
- Jager, H.de & Mok, A.K. grondbeginselen der Sociologie, Gezichtsputen en begrippen. H.E. Stenfert Kroese B.V.: Leiden, The Netherlands.
- LD-1. (200). Leidraad Commandovoering. Doctrine Commission Royal Netherlands Army, RNLA Staff, The Hague.
- Pigeau, R. & MacCann, (1998). Re-Defining Command and Control. Defence and Civil Institute of Environmental Medicine. Ontario, Canada. Published at the NATO RTO Workshop: The Human in Command, Kingston, Canada, 1998.
- Shattuck, L.G. (1998). Communication of Intent in Military Command and Control Systems. Department of behavioral Sciences and Leadership, United States Military Academy. Westpoint, United States. Published at the NATO RTO Workshop: The Human in Command, Kingston, Canada, 1998.
- Persson, P., James, M.N. & Eriksson, H. Command and Control: A Biased Combination? National Defence College, Sweden. Published at the NATO RTO Workshop: The Human in Command, Kingston, Canada, 1998.
- Vogelaar, A.L.W., Muuse, K.F. & Rovers, J.H. (eds) (1998). The Commanders Responsibility in Difficult Circumstances. NL Arms, Netherlands Annual Review of Military Studies. Gianotten b.v.: Tilburg.
- Winslow, D. (1998) Misplaced Loyalties. The Role of Military Culture in the Breakdown of Discipline in Peace Operations. Department of Sociology. University of Ottawa. Published at the NATO RTO Workshop: The Human in Command, Kingston, Canada, 1998.
- Zsombok, C.E., & G. Klein. (1997). *Naturalistic Decision Making*. Mahwah, New Jersey: Lawrence Erlbaum Associates, Publishers.

This page has been deliberately left blank

Page intentionnellement blanche

Annex E – ALTERNATE DEFINITIONS OF RISK AND UNCERTAINTY

A number of different definitions of risk and uncertainty are in common use, and this can lead to confusion and misunderstanding. This COBP adopts specific working definitions of risk, uncertainty, and sensitivity; however, this annex lists a range of others for information.

1.0 RISK

Risk is defined in this COBP as the possibility of suffering harm or loss. In other words, exposure to harm or loss. This includes an opportunity loss.

Alternate definitions of risk in common use include:

- Not achieving your objective;
- The likelihood of not achieving your objective;
- A threat to successful outcome;
- An assessment of the probability of failure;
- An uncertain future scenario; and
- A perception of consequential pain.

The alternate definitions may be seen as subtle variations of each other and are all equally valid. However, this very subtlety can be a source of confusion and doubt within a study unless a clear working definition is adopted.

2.0 UNCERTAINTY

Uncertainty is defined in this COBP as an inability to determine a variable value or system state (or nature) or to predict its future evolution.

Alternate definitions of uncertainty in common use include:

- A lack of clarity in the definition of a system or variable;
- A lack of confidence in an assumption or result; and
- A lack of knowledge about a subject of interest.

All of these definitions have some validity, but this should not be allowed to cloud the thinking during C2 assessment.

3.0 SENSITIVITY

Sensitivity, as used in this COBP, describes a pre-disposition to respond strongly to a stimulus or variations in an input factor.

ANNEX E – ALTERNATE DEFINITIONS OF RISK AND UNCERTAINTY

Alternate definitions for sensitivity in common use include:

- An indication of the importance or criticality of a feature or variable of an analysis; and
- A measure of the political profile of the subject of study.

Sensitivity, as it relates to the production of robust analysis, must be clearly defined in terms of response to stimulus rather than importance or criticality. In C2 systems many insensitive factors are critical and many sensitive ones are relatively unimportant.

Annex F – SAS-026 HISTORY

This revised and expanded version of the COBP for C2 assessment was developed by SAS-026 building upon the initial (1998) version of the COBP produced by SAS-002. This edition of the COBP is a synthesis of decades of expertise from various countries and hundreds of analyses. It was developed using a set of case studies and incorporates feedback from users of the initial version. Lastly, SAS-039 provided a peer review of the final draft product. Members of SAS-026 are listed below.

Dave Alberts (chair), United States

Tim Bailey, United States

Paul Chouinard, NC3A

Cornelius d'Huy, The Netherlands

Uwe Dompke, NC3A

Dean Hartley, United States

Richard Hayes, United States

Reiner Huber, Germany

Don Kroening, United States

Stef Kurstjens, The Netherlands

Nick Lambert, NC3A

Georges Lascar, France

Christian Manac'h, France

Graham Mathieson, United Kingdom

Jim Moffat, United Kingdom

Orhun Molyer, Turkey

Valdur Pille, Canada

David Signori, United States

Mark Sinclair, United States

Mink Spaans, The Netherlands

Stuart Starr, United States

Swen Stoop, The Netherlands

Hans Olav Sundfor, Norway

Klaus Titze, Germany

Andreas Tolk, United States

Corinne Wallshein, United States

Gary Wheatley, United States

John Wilder, United States

This page has been deliberately left blank

Page intentionnellement blanche

NATO Code of Best Practice for C2 Assessment – Analyst's Summary Guide

Chapter 1 – INTRODUCTION

1.1 BACKGROUND AND AIMS

NATO has produced a Code of Best Practice (COBP)¹ in order to facilitate high quality assessment in the area of Command and Control (C2). The COBP is the product of international collaboration drawing together the operational and analytical experience of leading military and civilian defence experts from across the NATO nations. The COBP enhances the understanding of best practice and outlines a structured process for the conduct of operational analysis for C2, which is the core capability of Information Age defence and security.

The command and control aspects of military capability are difficult to assess. Use of the COBP will increase the likelihood of quality products that are complete, relevant, transparent, credible and authoritative. In particular, the COBP will:

- Support broadening of the analysis process;
- Support effective use of analysis in direct support of operations;
- Improve the quality and coherence of business cases;
- Reduce risk and cost of the planning, preparation, analysis and presentation of supporting documentation; and
- Provide a methodology acceptable to both analysts and decisionmakers.

The COBP facilitates effective structuring of the analytic process. It describes a framework that can be used to design, execute, review and deliver high quality C2 assessments that include all key factors and stakeholders. Use of the COBP should be regarded as a community standard for all levels and scales of assessment studies.

1.2 DEFINITION OF C2

C2 has been defined by NATO as Military Function 01: “The Organisation, Process, Procedures, and Systems necessary to allow timely political and military decisionmaking and to enable military commanders to direct and control military forces².” C2 systems are further defined in NATO documents to include: headquarters facilities, communications, information systems, and sensors & warning installations³. More recently, the term “C2” has referred to the collaborative and consultative processes that are an inherent part of coalition operations.

For the purposes of the COBP, the term C2 is intended to be an umbrella term that encompasses the concepts, issues, organisations, activities, processes, and systems associated with the NATO definition of C2 as well as the other terms enumerated above.

¹ North Atlantic Treaty Organisation (NATO) NATO Code of Best Practice for C2 Assessment, 2002.

² North Atlantic Treaty Organisation (NATO) Annex B to MC Guidance for Defence Planning, MC-299/5 (1996).

³ North Atlantic Treaty Organisation (NATO) Bi-MNC C2 plan part 2 – Command and Control Requirements (1998).

1.3 WHY IS C2 SPECIAL?

C2 is special because it explicitly involves representation of the human component. The focus of military research and analysis has predominantly been on the physical domain. C2 deals with distributed teams of humans operating under stress and in a variety of other operating conditions. C2 problems are thus dominated by their information, behavioural, and cognitive aspects that have been less well researched and understood. This focus creates a multidimensional, complex analytic space that involves multi-sided dynamics including friendly, adversary, and other actors, action-reaction dynamics, and tightly coupled interactions among elements such as doctrine, concepts of operations, training, materiel, and personnel.

C2 issues are difficult to decompose and recombine without committing errors of logic. Moreover, the composition rules by which the various factors inherent to C2 interact are poorly understood except in arenas that have been previously studied in detail. Finally, the C2 arena is weakly bounded, with issues that, although on initial examination appear quite finite, often prove to be linked to very high-level factors.

The COBP is intended to assist the community in dealing with, and overcoming, the barriers to effective C2 assessment.

1.4 STRUCTURE OF THE GUIDE

The rest of this guide is structured to follow the chapters of the COBP and abstracts definitions, principles and key points of guidance.

Chapter 2 – PREPARING FOR SUCCESS: ASSESSMENT PARTICIPANTS, RELATIONSHIPS, AND DYNAMICS

The issues associated with assessment participants, relationships, and dynamics must be addressed in order to establish a sound foundation for a successful assessment. As an initial step, the individuals who are involved in the study must be identified, the relationships among the participants must be understood, and a common understanding of the study’s goals, objectives, scope, and administrative aspects (e.g., schedule, budget) must be established and documented. An assessment team must be assembled that manifests the necessary skills and experience, and the broad plan of attack must be formulated.

2.1 ASSESSMENT PARTICIPANTS

Early in the study, the assessment team should identify which individuals and organisations should perform key roles in the assessment. The roles of interest include, inter alia, assessment team members, decisionmakers or problem owners, stakeholders, bill payers, existing and future study teams, peer reviewers, data providers, assumption providers, and data collectors. It is prudent for the assessment team to map the roles onto the individuals and organisations involved and to understand their interrelationships.

2.2 RELATIONSHIPS AMONG PARTICIPANTS AND THE CONDUCT OF THE ASSESSMENT

The relationship among the assessment team, the key sponsor, and the stakeholders is of paramount importance and will influence the course and success of the effort. The assessment team should be aware that the diverse participants may have divergent perspectives and agendas.

The assessment team should undertake the following actions:

- Maintain long-term relationships (including an ongoing dialogue) with the sponsor and stakeholder organisations. This will yield substantial dividends in the form of easier communication, greater trust, and stronger support;
- Generate a concise, agreed-to Terms of Reference, covering goals, scope, products, schedule, and resources;
- Find out at an early stage in the project what the products of the study are to be used for by the sponsor and stakeholder organisations;
- Early in the study, agree on a common language and develop a study glossary. This should evolve during the course of the study; and
- Perform a rapid first pass of all the phases of the project to help establish the approximate budget requirements, especially in large C2 projects. The assessment team should establish strategies to address shortfalls in the event the sponsor’s resources are limited to a level below what is required to support a quality study.

2.3 ASSESSMENT TEAM

The precise skills and experience required by the assessment team must be established following initial problem formulation. The assessment team must be interdisciplinary.

As an illustration, the following are representative skills and experience needed for the core team and consultants and part-time team members for a recent, complex C2 assessment:

- Core Team: project management; OR/OA skills; cross military experience; human science and organisational theory; data collection; and
- Consultants and Part-time Team Members: military; training and exercise planning; communications and information systems expertise; human computer interface expertise; OOTW related issues.

Sufficient time and a facilitating process should be built into the project plan for the group of individuals to coalesce into a team.

2.4 ASSESSMENT PROCESS

- The assessment process is non-linear and iterative.
- The assessment team must realise that all of the elements of the C2 assessment are interrelated. Hence Problem Formulation, Solution Strategy, Measures of Merit, Scenarios, Human/Organisational Factors, Models and Tools, Data, and products are all interdependent (See Figure 1).
- Peer review is a necessity not a luxury.

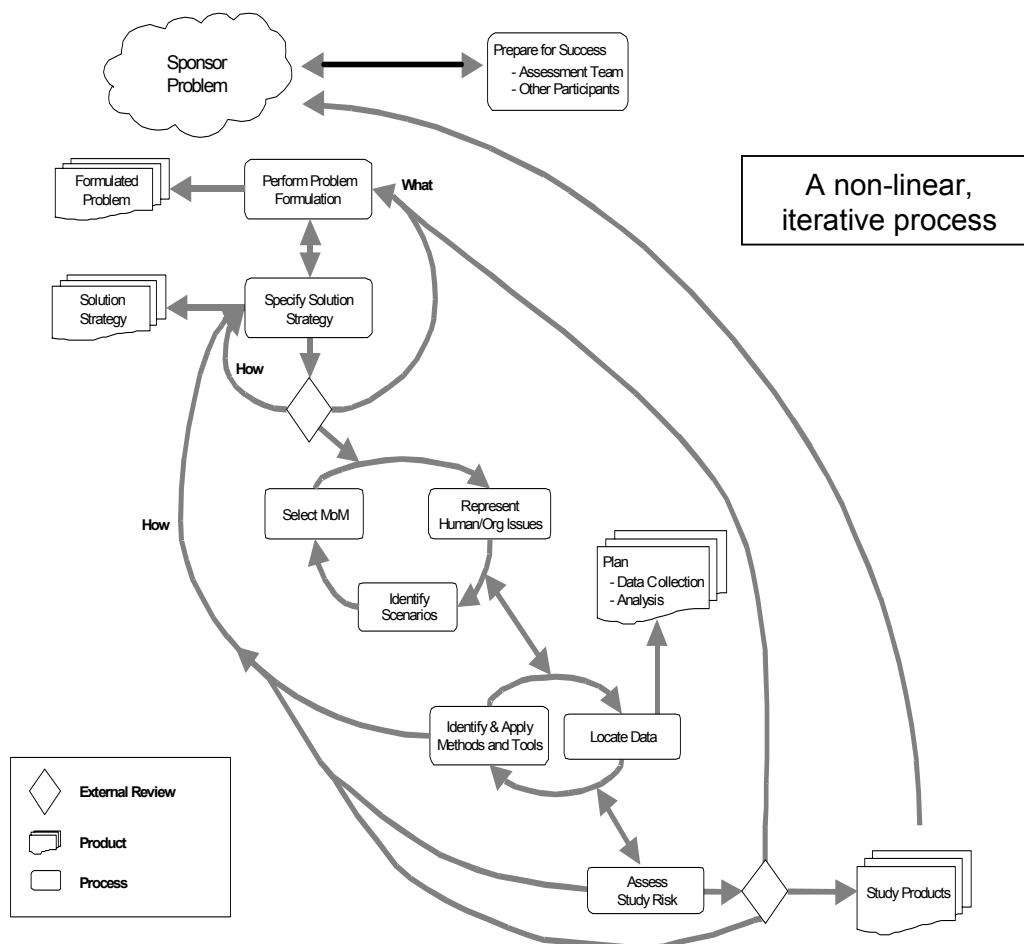


Figure 1: C2 Assessment Process.

Chapter 3 – PROBLEM FORMULATION

Effective problem formulation is fundamental to the success of all assessments, but particularly in C2 assessment because the issues are often ill-defined and complex, involving many dimensions and a rich context. The assessment team must perform problem formulation carefully and understand its underlying principles. There are principles of problem formulation that apply to C2 assessment, in general, some of which are particularly important to C2 assessment for OOTW, in particular. Drawing on these principles, one can characterise the problem formulation process and the products that are to be produced in the problem formulation phase.

3.1 DEFINITION OF PROBLEM FORMULATION

- Problem formulation is an iterative process that evolves over the course of the study. Iteration is essential even for small studies or where time is short – it will save time later and help ensure quality.
- Problem Formulation is fundamentally a social process of developing a shared understanding.
- The **context** of the study includes geopolitical context; political, social, historical, economic, geographic, technological environments; actors; threats; aims and objectives of the assessment, including the decisions to be supported; generic C2 issues; relevant previous studies; and stakeholders and their organisational affiliations.
- The **aspects** of the problem include issues to be addressed; assumptions; high-level Measures of Merit (MoM); independent variables (controllable and uncontrollable); constraints on the values of the variables (domain and range); time constraints on delivery of advice to the decisionmaker; and whether this is a single decision or (possibly one of) a chain of decisions to be made over time.
- The problem is not formulated until the assessment team has addressed each aspect of the problem.

3.2 PRINCIPLES OF PROBLEM FORMULATION

- Proper problem formulation takes substantial time and effort!
- Explicit problem formulation must precede construction of concepts for assessment or method selection.
- The assessment team must have an understanding of the decisions to be supported by the assessment and the viewpoints of the various stakeholders to clarify the study issues.
- Problem formulation must not only provide problem segments amenable to analysis, but also a clear and valid mechanism for meaningful synthesis to provide coherent knowledge about the original, larger problem.
- Problem formulation must be broad and iterative in nature, accepting the minimum of *a priori* constraints and using methods to encourage creative and multi-disciplinary thinking.
- The problem formulation process should not focus prematurely on subsets of the problem.
- Practical constraints such as data availability, study resources (including time), and limitations of tools should be treated as modifiers of the problem formulation rather than initial drivers. Such constraints may, in the end, drive the feasible solutions, but it is important to recognise this as a compromise rather than an ideal.

- Problem formulation should address risk from multiple perspectives. Risk analysis techniques should be used to directly explore options to mitigate risk.

3.3 PRINCIPLES PARTICULARLY APPROPRIATE FOR OOTW C2 ASSESSMENTS

- Problem formulation must address the geopolitical context of the OOTW problem and seek to identify the “broad” C2 issues contained within the Terms of Reference for the study.
- OOTW C2 assessments often involve policy-related impacts outside the context of a particular military operation. Therefore, MoM hierarchies must contain Measures of Policy Effectiveness.
- The assessment team must have an historical perspective to understand OOTW issues because social conflict and structures often have roots far back in history.
- The assessment team must have access to subject matter experts from a broad range of disciplines (e.g. social scientists, historians, and regional experts in OOTW assessment).

3.4 PROBLEM FORMULATION PROCESS

The process begins with the sponsor presenting the assessment team with a problem to assess and an articulation of broad constraints.

During the early stages of problem formulation the assessment team should quickly cover the whole assessment process and produce an initial formulation.

The assessment team must identify what it perceives as the real issues to address. The team must engage in a dialogue with the key sponsor and stakeholders to get “buy in” for these issues.

In dealing with fuzzy or uncertain boundaries, the assessment team should explore and understand the significance of each proposed boundary. The assessment team should keep an open mind, during the early stages of problem formulation, about where the boundaries lie and their dimensional nature.

While clear definitions and hard conceptual boundaries are ultimately necessary in order to create a manageable problem space, the assessment team should avoid coming to closure prematurely.

Identification of high-level MoM should start with ideal measures of the desired benefits before considering what can be practically generated by analysis (the latter may force the use of surrogate MoM, but these must be clearly related to the desired measures).

The assessment team should identify, develop (if necessary), and apply appropriate tools to support problem formulation. Representative tools and techniques include: techniques for supporting expert elicitation, influence diagrams, causal maps, system dynamics models, and agent-based models.

3.5 PROBLEM FORMULATION PRODUCTS

An iteration of the problem formulation process can be said to be complete when the following is accomplished and documented: the “real” question to be answered is known; the assumptions have been articulated; and the high level MoM, the independent variables, and the constraints associated with the variables have been identified.

Chapter 4 – SOLUTION STRATEGIES

The Problem Formulation phase clarified “what” is to be achieved during the assessment. The Solution Strategy phase must transform this understanding into “how” these goals and objectives are to be achieved. Even if the way ahead seems clear, the articulation of a formal solution strategy is necessary. Thus, the assessment team must understand the definition and principles of the solution strategy, the process by which it is developed, and the products that it produces.

4.1 DEFINITIONS AND PRINCIPLES

A solution strategy consists of the specification of a set of sequential and parallel analytical steps (documented in the Study Plan), often involving several methodologies and tools. The solution strategy is designed to begin with what is known, and by execution of the specified steps, leads to what one desires to know – an illumination of the issues.

- The Study Plan consists of two inter-related parts – the formulated problem (the What) and the solution strategy (the How).
- The solution strategy should not be designed before an initial pass through the problem formulation process and the problem formulation products are available to the team.
- The assessment team should always remember the inherently iterative nature of the process.

4.2 DEVELOPING A SOLUTION STRATEGY

- The solution strategy should strike an artful balance between what the team would like to do and what is possible to do, given the state of the art, available data, tools, schedule, and resources available.
- The team should first elaborate on the measures that are to be evaluated in the study. Using these measures and consideration of human and organisational factors, a conceptual model of the analysis should be developed and refined as data requirements, methods and tools, and scenarios are selected for the analysis.
- Frequently a solution strategy becomes complex, thereby requiring the team to decompose the problem into parts, each of which requires assessment with its own set of tools.
- Taken together, the solution strategy must include the MoMs, relevant human and organisational factors, specification of scenarios, data collection requirements, and methods and tools to be used in the analysis.

4.3 PLANNING DOCUMENTS

The solution strategy is documented in a Study Plan that links the problem formulation and solution strategy together in one plan.

The Study Plan should be developed in an iterative fashion, applying guidance and feedback received from the study sponsor and the study stakeholders.

The Study Plan is typically approved and signed by the sponsor (decisionmaker). Often the Study Plan is supported by a Study Management Plan to guide, manage, and coordinate the efforts of the effort.

The Study Management Plan may have subordinate plans, to include an Analysis Plan(s), Modelling and Simulation Plan, Data Collection Plan, Configuration Management Plan, Quality Assurance Plan, Review Plan, Deliverable Plan, Security Plan, a Study Risk Register, and Glossary.

Chapter 5 – MEASURES OF MERIT

5.1 DEFINITIONS

MoM is a generic term to encompass different classes of measures. The measures are defined in hierarchical levels related to each other, each in terms of its own boundary. An orchestrated set of MoMs is typically required for C2 assessments. The COBP has adopted the following hierarchical set MoMs:

- Measures of Policy Effectiveness (MoPE) that focus on policy or societal outcomes (e.g. transition measures, which focus on the progress in the transfer of responsibilities to a follow-on military force or civil agency, and normality indicators which measure the quality of life of the civilian population);
- Measures of Force Effectiveness (MoFE) that focus on how a force performs its mission or the degree to which it meets its objectives (e.g. loss exchange ratios, combat effectiveness, number of targets destroyed and desirable adversary behaviour);
- Measures of C2 Effectiveness (MoCE) that focus on the impact of C2 systems within the operational context (e.g. time to develop a Course of Action, ability to provide information in required format, impact of information operations, and planned quality);
- Measures of Performance (MoP) that focus on internal system structure, characteristics, and behaviour (e.g. time to recognise an event, correctness of perception and system reliability); and
- Dimensional Parameters (DP) that focus on the properties or characteristics inherent in the C2 system (e.g. bandwidth, data access times, cost, and size; characteristics of organisation forms, attributes of personnel).

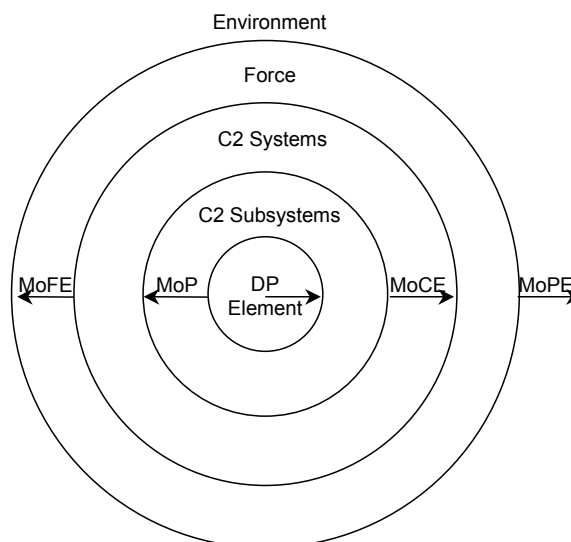


Figure 2: Relationships of Measures of Merit.

5.2 PRINCIPLES

- A multi-faceted and sometimes multi-phased approach is recommended as no single measure or methodology exists to satisfactorily assess the overall effectiveness of C2.

- Established objectives for the assessment must directly link to the MoMs.
- Selection of MoMs should consider assumptions, constraints, models, tools, scenarios, other elements of the analytic plan, and assessment processes.
- Identify selected MoMs, their thresholds and standards, their means of collection, their relationship to the assumptions, and their imposed constraints in the assessment.
- A detailed review of reliability and validity for the selected measures will determine a level of confidence for each MoM.
- The analyst must establish and measure control variables to correlate MoMs in a spectrum of multiple scenarios.
- The analyst must pay particular attention to measurements related to the human element, since variations in measurements may well cause unacceptable levels of uncertainty.
- Analysis of uncertainties and measures of central tendency and dispersion are significant for C2 issues.
- For C2 acquisition analyses, measures should be generated in parallel with system development, so they can be used as standards for system tests and operations.

Chapter 6 – HUMAN AND ORGANISATIONAL FACTORS

The human dimension largely distinguishes C2 analysis from other military operations analysis. C2 analysis must deal with distributed teams including military, interagency, coalition and other non-state actors operating under stress and their varying decisionmaking behaviours. In OOTW, particular attention must be paid to behaviour of and interaction with non-military organisations, political groups, and amorphous groups such as crowds and refugees. Thus, the formulation of the problem and the development of solution strategies cannot be completed without explicit consideration of both human and organisation issues.

- Human and organisational factors must be considered as part of structuring the problem, selecting MoMs, defining scenarios, developing solution strategies, and selecting methods and tools, and they should be reviewed throughout the entire analytical process.
- The assessment team must include, or have access to, experts from organisational science and the various human science disciplines (such as cultural anthropology, demography, sociology, social and individual psychology, political science).

6.1 HUMAN FACTORS

Human factors of interest fall into the major categories:

- Human behaviour related to performance degradation and as a consequence of social interaction among individuals or members of a group;
- Decisionmaking behaviour (cognitive questions) including the cognitive complexity of issues and the capacities of the commanders and other decisionmakers of interest; and
- Command style.

Human performance depends on psycho-physiological variables (e.g. stress, sleep deprivation, hunger, and alertness) and on ergonomic and external factors. Individual and group behaviour is the result of social processes and factors (e.g. fear, morale, values), and the cultural, educational, and religious background of individuals.

- Any time human performance and/or behaviour are at issue, parameters and/or models are needed to reflect those issues. Unless specialists can provide valid parameters from work in other contexts or from field experience in OOTW, some experimentation may be necessary and appropriate to develop them.
- Decisionmaking that is automatable, contingent, rule or algorithmically based can be modelled directly, but time requirements and error representation must be incorporated if humans are involved in the actual process.
- Complex decisions (e.g. courses of action in response to events in the operations space) are best being modelled with “human in the loop” techniques. Closed form techniques for modelling complex decisions are still in the experimental stage.
- Accounting for differences in command styles and how they affect military decisionmaking is of special importance in OOTW which tend to be multinational coalition operations. They may be reflected by attributes such as the background of commanders, their field experience, risk attitudes, and organisational and orders style.

6.2 ORGANISATIONAL FACTORS

Organisational design reflects the interaction among the tasks to be done, the people to do them, and the systems and tools that support those people. The principal differences between organisations are related to structure, function and capacity.

- Structural differences include:
 - Number of echelons in the command structure;
 - The span of control for nodes in the command structure; and
 - The pattern of (formal and informal, permanent and transitory) linkages between nodes (hierarchical tree, spokes of a wheel, multi-connected, networked).
- Functional differences include:
 - The distribution of responsibility (location of functional activities such as, e.g., intelligence, logistics, civil military cooperation (CIMIC));
 - The distribution of authority (ideally co-located with responsibility);
 - Functional specificity (of combat, support, or service capabilities) versus integrated capabilities (mission tailored task forces); and
 - Degree of ambiguity in command relationships.
- Capacity differences are related to:
 - Personnel (quality, training, experience);
 - Information and communications systems and architectures; and
 - C2 field training and operational experience.

A systematic approach using a hypothesis-testing logic and aided by organisation theory expertise should be used for addressing organisational issues in C2 assessment because of the large number and many indirect effects of organisational variables.

Chapter 7 – SCENARIOS

Scenarios provide the context for the conduct of the operational analysis and bound the arena of the analysis. Scenarios consist of several static dimensions shown in the table and include the dynamic evolution of events in time. Operational scenarios detail threats, orders of battle, tactics, rules of engagement and courses of action, deployments, reserves, adversary forces, and non-combatants.

Table 1: The Static Dimensions of the Scenario Framework

External Factors	Environment	Mission Objectives		Mission
	Economic/Military/ Political/Social/ Historic Situation	Mission Constraints & Limitations ROE		Military Scope Intensity Joint/Combined } Tasks
	National Security Interests			
Capabilities of Actors	<ul style="list-style-type: none"> • Organisation , Order of Battle, C2, Doctrine, Resources, Lessons Learned • Weapons • Logistics • Skills • Morale 			
	Friendly Forces	Adversary Forces	Neutral Forces	Non-Combatants
Environment	<ul style="list-style-type: none"> • Geography/Region/Terrain • Climate/Weather • (Civil) Infrastructure (e.g., Transportation, Telecommunications, Energy) 			

7.1 ATTRIBUTES

Several prerequisites are essential before using scenarios for C2 analysis:

- Approval: the analyst should strive for the creation of a family of scenarios consistent with high-level guidance and policy;
- Breadth: scenarios should reflect those factors that are hypothesised to have a significant impact on C2 issues;
- Capability: scenarios should stress C2 capabilities, including human and organisational factors (military and/or civilian) where appropriate;
- Credibility: scenarios should include logical assumptions about the problem under analysis; and
- Plausibility: scenarios should represent plausible situations.

7.2 PRINCIPLES

- Analysts need to use multiple scenarios and vignettes to cover or sample the interesting problem space since no single scenario is sufficient.
- Analysts should explicitly identify and describe the scenarios prior to the execution of a study. It is best practice to revisit the scenario definition periodically during the conduct of the study.

- For coalition C2 assessments, scenarios should be developed or adapted by teams with representatives from all participating nations.
- Scenarios should reflect C2 organisations and infrastructure (including human issues), processes, and systems relevant to the analysis.
- Scenarios must consider mission scope, levels of hierarchy, and data flow aggregation/disaggregation.
- Key scenario assumptions and constraints should be identified and documented.
- Boundaries of the scenario spaces should be defined by the problem being analysed.
- Scenarios should reflect the factors that have significant impact on C2, stress C2 issues, are credible to the military, and are credible in terms of civil-military objectives.

Chapter 8 – METHODS AND TOOLS

This section considers the best methods and tools (quantitative or qualitative) for assessing C2 processes, performance and effectiveness. The section covers methods and tools used for analysis, training or operations, each of which has different requirements. Available methods can be categorised into several classes, namely: data collection/generation, data organisation/relationship, solving and support. Table 2 illustrates this categorisation for a sample of methods.

Table 2: Examples of Methods and Tools Categorised by Use

	Data Generation	Data Collection	Data Organisation/ Relationship	“Solving”	Support
After Action Reviews and Historical Analysis		•	•		
Expert Elicitation		•			
Constructive and Virtual Simulations	•	•	•		
Exercises/Experiments	•		•		
Game Theory			•	•	
Army C2 Evaluation System (ACCES)		•	•		
Causal Mapping			•		
Multi-Criteria Decision Analysis (MCDA)			•	•	
Regression Analysis			•	•	
Bayesian Networks			•	•	
Mathematical Programming			•	•	
Heuristic Search				•	
Genetic Algorithms	•			•	
Project Management Tools					•
Data Analysis			•		
Geographical Information Systems		•			
Visualisation	•				•
Databases			•		•
Checklists		•			

A key challenge for C2 assessment methods is to make properly quantified linkages between MoP, MoCE, MoFE, and MoPE. All C2 assessments require a high level of creative problem structuring and solving in making these linkages.

8.1 METHOD AND TOOL SELECTION

The following issues must be considered when selecting methods and tools for C2 assessments:

- The inherent complexity of C2 assessment problems, which calls for an orchestrated set of complementary tools to cover the wide range of variables involved (including hierarchies or federations of models rather than dealing with all issues in a single model);

- The requirement to explore a wide range of scenarios and still represent C2 processes and performance effectively;
- The appropriate treatment of human issues in models and the balance of realism against possible sources of uncertainty in the use of “human-in-the-loop” techniques;
- The relative advantages of stochastic and deterministic models (depending on the nature of the assessment problem and other elements of the solution approach);
- The appropriate balance for the representation of friendly, adversary and other forces; and
- The challenge of VV&A and the development of trust in methods and tools, especially in novel applications areas such as unfamiliar OOTW situations.

Best practice for the application of analysis tools for C2 assessment is still emerging, but the following criteria should be used when selecting models:

- Functionality-based criteria (including resolution, completeness/scope, functionality, explicitness, the ability to generate required MoM, validity and accreditation); and
- Performance-related criteria (including responsiveness, simplicity, preparation/use time, data availability, interoperability with other tools, resource requirements and credibility).

8.2 UTILITY OF DIFFERENT TYPES OF METHODS AND TOOLS

- The use of model federations, particularly with an object-oriented approach, encourages development using holistic and evolutionary principles, under which modellers should capture a complete model of the process, including parts whose representation is still unclear (ready for improvement as understanding develops).
- Agent-oriented modelling favours the capture of the cognitive nature of command tasks. This is important in establishing the linkage between MoP and MoFE, but is constrained by the difficulty in representing human performance, command styles and organisational relationships.
- Very fast-running models can be used as screening tools during problem formulation to scan the problem space, allowing identification of areas of concern for deeper analysis.
- The model-test-model or model-exercise-model processes should be considered where the assessment problem requires generation of new data to validate existing models of C2 factors. Assessment teams should be aware of the latest advances in fast, agile modelling and exploit them.

8.3 DIRECTIONS FOR FUTURE DEVELOPMENT

The following ideas should be considered in new model developments (taking account of the appropriate level of model aggregation):

- Understanding of adversary intent can be represented by having a set of prescribed options;
- HQs with a local “picture” in each should be explicitly represented to allow different perception-based behaviours to be represented, facilitating the study of factors such as deception, shock, and surprise; and
- Information should be represented as a commodity as follows:
 - A realistic flow of information around the operational environment;
 - The collection of information from multiple sources and the tasking of information collection assets;

- The processing of information;
- C2 systems as entities on the battlespace/operational space;
- Unit perceptions built, updated, and validated from the information available to the unit through its information systems;
- The commander’s decision based on the unit’s perception of the operational space; and
- Information operations actions and impacts across all sides represented in the model.

Chapter 9 – DATA, METADATA, AND THE COMMON DATA INFRASTRUCTURE

While the value of data for an individual study effort is well understood by the analytic community at large, the aggregated worth of data is still undervalued by many. Data can be described as the fundamental elements of information and knowledge that comprises the corporate whole – consequently its aggregated value particularly when addressed in a context larger than an individual study is significantly greater than the sum of the parts. Explicitly dealing with this issue resulted in data receiving its own chapter in the code.

Data are factual information organised for analysis.

- The Data Taxonomy in the COBP lays out a number of types of data including broad categories of sources that will be of interest to the analyst. The ability to determine the needed data and the ability to assemble or collect these data will constrain the solution strategy.
- A major challenge is to find, organise, verify, process, and convert source data into the data needed for the study. The team needs to know (a) what data are needed in which structure; (b) who owns these data; (c) security issues, (d) costs to buy, collect, or generate data.
- If the data are not available and can neither be aggregated nor derived from the available sources, it is good practice to use the knowledge of subject matter experts to generate the necessary data.

Meta-data are “information about information,” which are used to document the data and related issues.

- The source of the data, the reliability, and assorted assumptions and constraints must be captured in standardised meta-data sets assigned to the data sets comprising the needed information.
- Data that are collected without adequate documentation are frequently viewed as suspect or unusable. To avoid having good data thrown away due to the lack of documentation, acceptable community standards for documentation must be employed. This information has to be captured in standardised meta-data sets.
- The initial data available will often be vague, uncertain, incomplete, and contradictory. On the other hand analysts prefer data to be sharp, certain, complete, and consistent. The assumptions inherent in accomplishing this transformation must be captured in standardised meta-data sets.

A **Common Data Infrastructure** facilitates reuse of data. It is based on agreed standards for data formats, meta-data, and documentation.

- Data are central to the conduct of good assessments. Adhering to data engineering principles contributes to data reuse. Archiving of data in retrievable form using standardised meta-data sets is one essential component to facilitate data reuse.
- As the data being used today by the analysts will be the data needed tomorrow by systems engineers, decisionmakers, and commanders for their operations, it is good practice to align the standardisation processes and respective tool sets between the analytical and operational communities in order to facilitate the transfer of data between those communities.

Chapter 10 – RISK AND UNCERTAINTY

10.1 DEFINITION

Risk is commonly defined as the possibility of suffering harm or loss. Uncertainty can be defined as an inability to determine a variable or system state or predict its future evolution.

There are risks associated with the uncertainties in decisionmaker’s situation that are the subject of the assessment and there are risks related to the conduct of the assessment itself. Using the COBP should help minimise the risks involved in C2 studies, but the following risk and uncertainty issues remain and are intrinsic to any C2 study.

10.2 SCOPE OF RISK AND UNCERTAINTY

- The explicit treatment of risk and uncertainty is best practice in all studies and of particular importance in C2 assessment. It is advisable not to skip risk analysis, even when time and resources are limited, and this should be stressed to decisionmakers and study sponsors.
- Perceptions of risk and uncertainty can substantially differ from objective assessments and this should be explicitly considered. Analysts should find out how study sponsors perceive risks.
- A thorough understanding of study variables is essential for effective treatment of uncertainty. OOTW studies typically have less well-formed quantitative factors and more qualitative factors.
- The assessment team must be aware of sources of uncertainty in all aspects of a study, including those related to the assumptions and limitations inherent in parameter values, models, scenarios, data structures, and the boundaries used to scope and focus the study. Humans involved in the assessment process make assumptions that should be identified, documented and analysed.
- In C2 assessments, analysts need to be particularly alert to the possibility of chaotic behaviours arising from dynamic interactions of human and organisational factors, and discontinuous, non-linear divergence arising from the multiple options for choice of course of action.

10.3 TREATMENT OF RISK AND UNCERTAINTY

- Where uncertainties cannot be reduced by acquiring more information, multi-factorial sensitivity analysis should be used to establish the regions for which the results are valid and to isolate those factors that may introduce uncertainty.
- Sensitivity analysis should not only deal with statistical variance but should also consider qualitative variations in models, perspectives and assumptions. A range of analytic tools relevant to sensitivity analysis is identified in the full text of the COBP.
- Checklists and structured appraisal help to maintain study rigour, but neither is a substitute for critical thinking in the specific study context.
- The team should expect a complex and partly hidden set of risks to C2 studies and serious efforts should be made to illuminate them in an explicit risk-based analysis with portfolio-based solutions. Such analysis needs metrics for risk and failure as well as MoMs.

- The assessment team should make a complete list of risks and treat them in appropriate detail in a risk register for the study. A generic risk register has been produced to support the COBP.

10.4 COMMUNICATION OF RISK AND UNCERTAINTY

- Communication of uncertainty and risk is particularly important for C2 assessment products. Such communication must take account of the complexities of the subject and human limitations in understanding risk and uncertainty.
- A continuing dialogue with stakeholders about uncertainty will facilitate common understanding, including the impact of uncertainty on the robustness of conclusions and methods for mitigating them.

Chapter 11 – PRODUCTS

Assessment products communicate results to decisionmakers and stakeholders, establish the credibility of the effort, and provide a lasting record of the project. Typical C2 assessment products include the Study Plan, Periodic Status Reports, the Project Journal and a Final Report and Briefing, which include a variety of supporting data and documents:

- The Study Plan, a living document kept current throughout the assessment, explains the problem under analysis, the solution strategy, the tasks involved, and how they fit together. This will include, as appropriate, plans necessary for the assessment, such as data collection and data analysis plans. The elements of a Study Plan are enumerated in the Solution Strategy section;
- Periodic Status Reports describe the state of the effort over time and can be assembled to create a record of the work accomplished, problems encountered, results from peer reviews, and the adjustments made by the team;
- The Project Journal records interactions with professionals outside the core team and captures the analytic assumptions and decisions made by the assessment team (such as choice of tools and selection of data or methods for generating data) over time;
- The Final Report presents the results of the effort (findings, recommendations, and lessons learned) and incorporates, as necessary, items from the other key documents. It will also typically include appendices that provide supporting detail such as participants in the effort, references, glossary, list of acronyms and abbreviations, as well as technical material such as data collection instruments;
- The Final Briefing, which typically is circulated more broadly than the Final Report, will provide a summary of the most important aspects of the project, including the problem statement, solution strategy, research accomplished, findings, recommendations, and lessons learned. Best practice requires that this document be richly annotated; and
- Data, models, supporting scenario materials, and other products necessary to make the results credible and authoritative or that may be of value to other researchers or assessment teams should be archived and made available as broadly as possible.

In general, all the products should be circulated as widely as possible so that others can benefit from the work accomplished and redundant projects avoided. This requires that specific effort be made to downgrade or sanitise products and to identify those who would benefit from reviewing them.

Annex A – DECISIONMAKER’S TEMPORAL QUESTION LIST

Attached is a list of questions that have been included in the decisionmakers’ guide. It would be prudent if the analyst is prepared to respond to these questions.

This annex contains key questions that a decisionmaker should ask the C2 assessment team. These questions are organised temporally according to the following phases of a study (prior to the study, at initial review, after first iteration, and at final report).

Prior to the Study:

- Do you understand what decisions(s) I have to make, when I have to make them, and the context within which the decision(s) will be made?
- Do you need any information or authorisation from me?
- Who will be on the study team?
 - Are there adequate skills, experience present in the team?
 - For OOTW studies, in particular, are there adequate social scientific skills in the team?
- Who are the key organisations/individuals with whom you plan to interact (e.g., stakeholders, data providers, review team)?
 - Have you coordinated the Terms of Reference with them?
 - How do you plan to interact with them?
 - Particularly for OOTW studies, how will you acquire the requisite knowledge of the culture/historical context?
 - How will you undertake problem formulation? e.g.,
 - What products will you review/mine?
 - What methods and tools are applicable?
- When will key events occur? (e.g., reviews, production of interim products)

At the Initial Review:

- What do you perceive the “real” issues to be?
- What assumptions do you plan to make to scope the effort?
- What do you plan to use for
 - High level MoMs?
 - Scenarios of interest?
- Have you identified any additional organisations/individuals with whom you plan to coordinate?
- How do you plan to attack the problem?
 - What methodology will you employ?
 - How will you treat the diverse aspects of a mission capability package (including concept of operations, organisation, doctrine, C2 approach, systems, personnel, facilities, in other words everything needed to field a real capability)?
 - How do you plan to address organisation/human issues?
 - What specific methods and tools will you employ? Why do you think they are appropriate?

- What data will you employ? Where will you get them? Why do you think they are appropriate? How do you plan to make the data accessible to others? How do you plan to depict the results of the study?

At First Iteration:

- What specific MoMs were selected? What relationships were established among the MoMs?
- What range of scenarios were selected? Why?
- What plans do you have to illuminate uncertainty/sensitivity?
- What feedback did you receive from the independent review team? What steps did you take to respond to it?
- What do you plan to do on subsequent iterations?
 - Use additional tools?
 - Consider additional scenarios, assumptions?
 - Modify assessment boundaries?

At Final Report:

- What are the major findings, recommendations?
- What are the key points of uncertainty/sensitivity?
- What issues were not addressed that should be treated in subsequent assessments?
- What key lessons did you learn with respect to methods, tools, and data?
- What steps are you going to take to disseminate key insights, products to the broader community?
- Are there any voids/issues that warrant further research?

This page has been deliberately left blank

Page intentionnellement blanche

NATO Code of Best Practice for C2 Assessment – Decisionmaker's Guide

Chapter 1 – INTRODUCTION

1.1 PURPOSE

NATO has produced a Code of Best Practice (COBP)¹ in order to facilitate high quality assessments supporting decisionmaking in the area of Command and Control (C2). The COBP is the product of international collaboration drawing together the operational and analytical experience of leading military and civilian defence experts from across the NATO nations. The COBP enhances the understanding of best practice and outlines a structured process for the conduct of operational assessment for C2, which is the core capability of Information Age defence and security.

The command and control aspects of military capability are difficult to assess. Use of the COBP will:

- Increase the likelihood of quality products;
 - Complete;
 - Relevant;
 - Transparent (visible);
 - Credible (believable);
 - Authoritative (rigorous); and
- Reduce risk/cost associated with producing the products.

The COBP emphasizes the critical role of decisionmakers in the conduct of good assessment and describes a framework to help to structure this participation. The COBP should be used by decisionmakers to frame study requirements, provide additional guidance, and review products. Use of the COBP should be regarded as a community standard for all C2 assessments.

This decisionmaker's guide aims to help decisionmakers who commission, fund, oversee, and employ C2 assessments. It provides: 1) an executive summary of the NATO Code of Best Practice (COBP) for C2 Assessment, 2) information on how decisionmakers can best ensure that the COBP is adhered to by those carrying out C2 assessments, and 3) guidance on the limits of assessment and the use of C2 assessment results.

1.2 BACKGROUND

The initial version of the NATO COBP for C2 Assessment was published in 1998, as the culmination of several efforts by various NATO study groups to address C2 assessment challenges and practices. While this initial version focused on Article V related operations, this version of the COBP addresses all issues of C2 assessment across the full spectrum of operations, to include Operations Other Than War (OOTW). Experience with the initial version of the COBP highlighted the need to produce a short, executive-level version of the COBP aimed specifically at decisionmakers.

¹ North Atlantic Treaty Organisation (NATO) *NATO Code of Best Practice for C2 Assessment*, 2002.

1.3 COMMAND AND CONTROL ASSESSMENT

C2² is recognised as a critical element of successful military operations and a key aspect of Information Age transformation. Until recently, however, physics-dominated issues of military operations, rather than C2 ones, have been the primary, almost exclusive, focus of military analysis and assessments. This, coupled with the inherent complexity of C2 (which involves both the information and cognitive domains), has presented the assessment community with challenges that are less well researched and understood and with a tool kit that is clearly lacking. The NATO COBP for C2 Assessment, therefore, has been developed to help C2 analysts deal with these new Information Age assessment challenges so that they can improve their ability to take on analyses of requirements, analyses of alternatives, research on new C2 concepts and capabilities, and support real world operations. This guide addresses how the decisionmaker, as a customer of C2 assessments, plays a key role in such assessments.

1.4 ROLE OF THE DECISIONMAKER

The decisionmaker has a critical role in any assessment. The decisionmaker provides the initial articulation of the problem or issue at hand and establishes the conditions under which the effort takes place. In addition, it is the decisionmaker who determines how the assessment results are interpreted and whether they influence decisions. When the decisionmaker interposes subordinates between him and the assessment team he must understand the resulting risks and take action to mitigate them where possible.

The decisionmaker’s role in a C2 assessment is most definitely a hands-on one. Experience shows that C2 assessments that have had active decisionmaker participation are more likely to result in products that satisfy both decisionmakers and the members of the assessment team. Annex A provides some key questions to encourage the necessary discussions between the decisionmaker and the assessment team at various points in the study effort. This guide will provide, at a high level, information that will assist the decisionmaker in assessing the answers. The full COBP provides a more detailed treatment of these items and the decisionmaker may want to consult the full COBP as appropriate.

The interaction between the decisionmaker and the assessment team is not only critical to getting the effort off on the right foot but is essential if the decisionmaker is to fully understand the results of the assessment and the assumptions that underlie these results. Furthermore the assessment team will, at various times during the study, have important choices to make. Decisionmaker involvement in these choices can make the difference in a study’s success or failure.

Establish a reasonable set of initial conditions Stay involved throughout the study Maintain consistent focus on the real problem

1.5 ORGANISATION OF THE GUIDE

The remainder of this guide is organised into the following four sections:

- Preparing for Success;
- Overview of the Assessment Process;
- Monitoring the Assessment; and
- Reviewing the Products.

² NATO defines C2 as “The Organisation, Process, Procedures, and Systems necessary to allow timely political and military decisionmaking and to enable military commanders to direct and control military forces.”

In **Preparing for Success**, the things that the decisionmaker can do to enhance the likelihood that the effort is successful are discussed. In the **Overview of the Assessment Process**, each of the component steps in the assessment and their relationships one to another are discussed. In **Monitoring the Assessment**, key considerations are identified, any one of which could be a determining factor in the success or failure of the effort. **Reviewing the Products** addresses the nature of the products a C2 assessment should be expected to produce.

Chapter 2 – PREPARING FOR SUCCESS

There are two major prerequisites for successful C2 assessments. The first is a clear and unambiguous statement of the decision or issue to be addressed. The second is a well qualified assessment team with adequate time and resources. While this may seem obvious, all too often either one or both of these two conditions are not met. In these cases, it may be best not to undertake an effort that will be doomed to failure from the start. This extreme option can be avoided by properly scoping a study to make the effort feasible.

To begin with, every effort needs to be made to ensure that the assessment team understands the problem or issue they are to address. Any statement of the problem will contain a set of implicit assumptions and constraints that may be known and understood by the decisionmaker but not by members of the assessment team. An effort should be made to make these explicit.

C2 assessments are often undertaken on very “ambitious” schedules with inadequate resources. Experience has shown that C2 assessments involve great complexity, difficulty in getting appropriate data, and the need for significant sensitivity analysis to deal with uncertainty and risk. Therefore, plan conservatively. This will avoid the situation where the effort runs out of time and resources before significant parts of the assessment can be completed or the assessment team is forced to not consider or measure or analyse key, often driving aspects of the problem.

An assessment team will rarely have all of the expertise or experience needed to do the job right. The same is true for empirical data and the results of other efforts. Access to the right people and information is every bit as important as having a well articulated problem and adequate time and resources. It is essential that these needs are anticipated before the study begins so that appropriate arrangements for access are arranged. Failure to accomplish this at the start often results in delays, cost overruns, and compromises the quality of the products. Additionally, the routine collection of data during exercises and military operations will facilitate a standing collection of data available for future C2 assessments.

The NATO Code of Best Practice for C2 Assessment has proven itself to be useful to both highly experienced analysts and those without much experience. It is recommended that decisionmakers insist that the assessment team review the COBP before they develop their study plans and inform the decisionmaker if, when, and why the advice and or processes contained in the COBP will not be followed. Any deviation from the best practices described in the COBP carry risks and these risks need to be understood by decisionmakers before they agree to waive portions of the COBP for a particular effort.

<p>Ensure that the problem is understood Allocate adequate time and resources to the effort Plan conservatively Ensure study leadership has appropriate breadth and experience Ensure access to needed expertise and data Mandate the use of the COBP</p>

Chapter 3 – OVERVIEW OF THE ASSESSMENT PROCESS

Figure 1 depicts the C2 Assessment Process. This process is iterative. It is applicable to any type of C2 assessment, regardless of the scope or focus of the assessment. In fact, each of the steps in the assessment process will be revisited several times during the course of the effort.

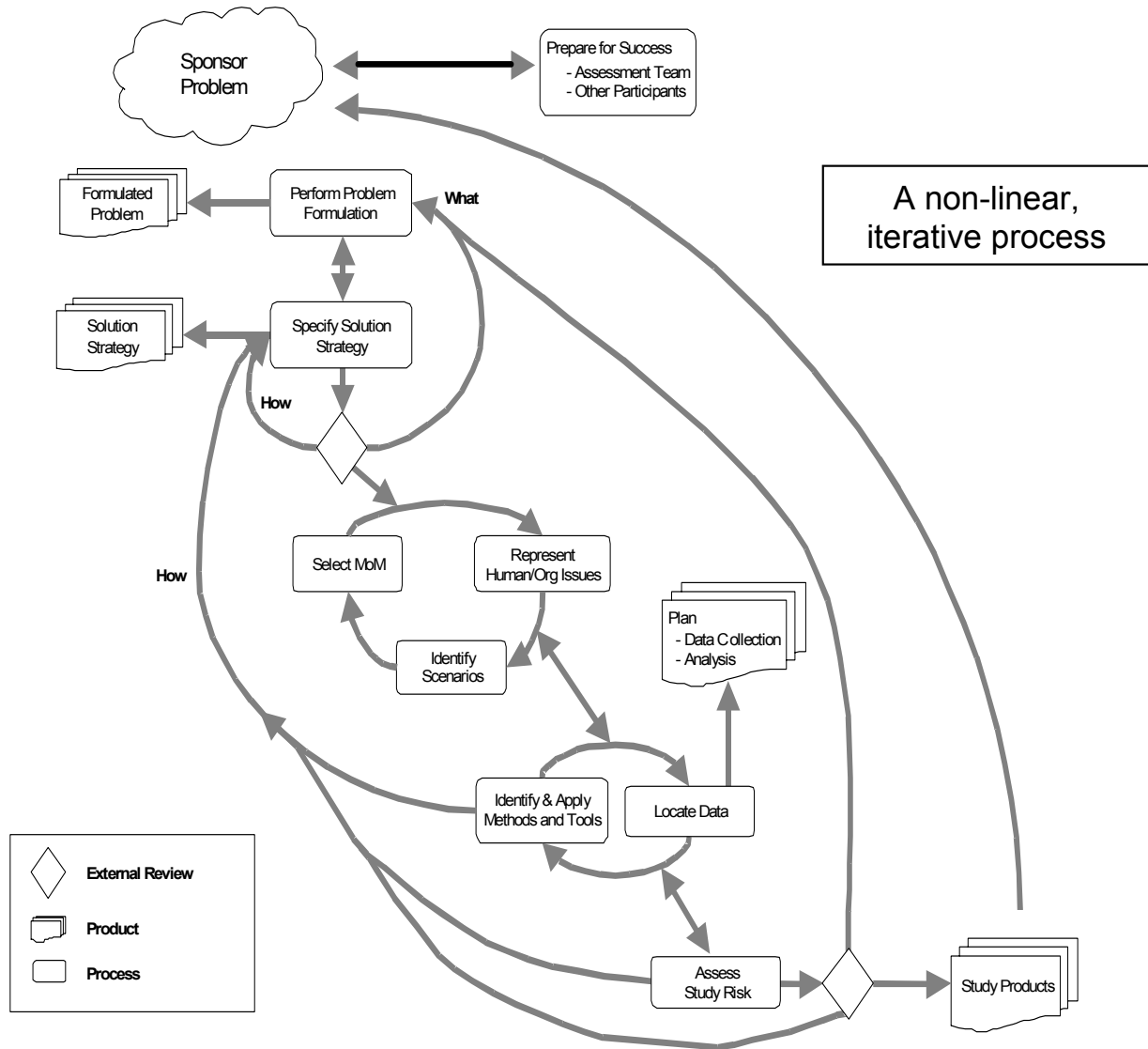


Figure 1: C2 Assessment Process.

In **Problem Formulation**, the Assessment Team answers the question of *what* is to be addressed by the effort. The **Solution Strategy** addresses *how* this will be accomplished. The remainder of the process carries out the solution strategy and produces the assessment products. Problem Formulation and development of the Solution Strategy for C2 assessments should be an iterative process.

The decisionmaker should schedule an initial review with the assessment team to ensure that they are on the right track after the assessment team has gone through *at least* one full iteration, specifying not only what they will do but also thinking about each of the remaining steps in the process in some detail. Prior to

this review, the assessment team should have their study plan (this consists of both a statement of the formulated problem and their solution approach) peer reviewed.

It should be expected that modifications will need to be made in either the solution approach or in the formulated problem as greater understanding is gained. The decisionmaker must be informed when significant changes are made. Such changes may for example be the result of discovering that some data needed to support a particular measure of merit (MoM) is not available. In such cases the study plan needs to be revised to develop a surrogate MoM, collect the appropriate data, or conduct a sensitivity analysis.

Risks and uncertainties are an inherent part of C2 assessments. These risks and uncertainties can not be completely eliminated, therefore they must be managed. It should be noted that each iteration ends with a consideration of residual study risk. Decisionmakers should expect that any recommendations to significantly change the study plan should be accompanied by an explanation of the risks to study objectives, schedule, and costs. Hence, the continuous involvement of the decisionmaker ensures that the study effort remains appropriately focused and that the study team is kept aware of decisions and developments that influence the study.

<p>Involvement of decisionmaker is key Process must be iterative Initial review needed to ensure proper start Look for explicit treatment of risk and uncertainty Expect adoption of study plan as insight is gained</p>
--

Chapter 4 – MONITORING THE ASSESSMENT

The first two steps in the assessment process are Problem Formulation and Solution Strategy. The product of these two steps is the study plan which describes the *what* and *how* of the assessment effort.

4.1 PARTICIPATING IN PROBLEM FORMULATION

Effective problem formulation is fundamental to the success of any assessment, but particularly C2 assessment because C2 issues are often ill-defined and complex. The problem formulation process identifies the context of the study and aspects of the problem-related issues for assessment. The context of the study includes the geopolitical environment, aims and objectives of the study, and the decisions to be supported by the assessment. Problem-related aspects include the issues to be addressed, assumptions, high-level MoMs, independent variables (both controlled and uncontrolled), and constraints on variables. It must be recognised that problem formulation takes time and must precede development of the assessment concept or selection of the solution approach (including methods and tools). The decisionmaker plays a critical role in problem formulation by providing an understanding of the real problem to be addressed and how study results will support pending decisions.

The team should be expected to quickly cover the whole problem and produce an initial problem formulation to prevent premature narrowing of the assessment and to allow a common understanding among all team members. This will identify the key issues to be addressed and define the context of the study.

As a result of this process, the assessment team may discover important issues related to the problem that need to be discussed with the decisionmaker.

<p>All key variables should be included in the assessment Relationships should be known or hypothesized All controllable variables should be identified Key assumptions should be made explicit</p>

4.2 MONITORING SOLUTION STRATEGY

A solution strategy consists of the specification of a set of sequential and parallel analytical steps, often involving several methodologies and tools. The solution strategy should begin with what is known, and by its execution, lead to what the decisionmaker desires to know – insight into the issue(s). The solution strategy can be simple, moderately complicated, or extremely complex.

The development of a solution strategy is an iterative process that should strike an artful balance between what the team would like to do and what is possible to do, given the state of the art, available data, tools, schedule, and resources available. The team first elaborates on the measures that are to be evaluated in the study. Using these measures and consideration of human and organisational factors, a conceptual model of the assessment is developed. The conceptual model is based on the issues formulated in the problem formulation and is not driven by the availability of tools and data. The conceptual model is the embodiment of our current understandings and may be changed by the study findings.

Frequently a solution strategy becomes complex, requiring the team to decompose the problem into parts, each of which requires assessment with its own set of tools. Taken together, the solution strategy consists of the MoMs, relevant human and organisational factors, specification of scenarios, data collection requirements, and methods and tools to be used in the assessment.

Potential problems should be identified with contingency plans
Solution strategy should be clearly articulated
Conceptual model should not be constrained by available data or tools
Conceptual model initially represents current understandings and may evolve

4.3 APPROVING THE STUDY PLAN

The solution strategy is documented in a study plan that links the problem formulation and solution strategy together in one plan. The study plan should be complete and include: MoMs, Human Organisational Factors, Scenarios, Methods and Tools, Data consideration, Peer reviews, in-process reviews, risk and uncertainty, and products. The Study Plan should be developed in an iterative fashion, applying guidance and feedback received from the decisionmaker and other stakeholders. It is important that the Study Plan is peer reviewed.

The study plan, presented by the assessment team to the decisionmaker, should be approved before significant resources are expended. Often the study plan is supported by a study management plan to guide, manage, and coordinate the effort. The study management plan may have subordinate plans, to include an analysis plan, modelling and simulation plan, data collection plan, configuration management plan, quality assurance plan, review plan, deliverable plan, security plan, as well as a study risk register, and glossary.

Study plan should be complete
Study plan should be realistic in terms of schedule and resources
And allow for multiple iterations

4.4 CONDUCTING IN-PROCESS REVIEWS

The in-process reviews are critical to the success of the effort. They should be at key junctures including: After initial problem formulation, After initial version of study plan, Prior to data collection, Between collection and assessment, Prior to draft products. These are an opportunity for the decisionmaker to make sure that the study, if completed as planned, will answer the question of interest and also to make appropriate changes in the study plan to correct its deficiencies. Furthermore, reviews help the decisionmaker to harmonise studies conducted in parallel under their aegis dealing with interrelated issues.

During the initial review the decisionmaker needs to make sure that all of the key assumptions related to the assessment are fully discussed and are appropriate. In addition, these reviews should include a full discussion of study and decision risks.

A discussion of the results of the peer review and a review of the products that the study will produce should also be done at this time.

Conduct reviews at key junctures:
After initial problem formulation
After initial version of study plan
Prior to data collection
Between collection and assessment
Prior to draft products

4.5 ACCEPTING MEASURES OF MERIT (MoMs)

MoMs are central to meeting the objectives of all assessments. Their development is particularly challenging for C2 assessments, given the nature of the problems addressed. It is recognised that no single measure, or class of measures, is sufficient. An orchestrated set of MoMs is typically required for C2 assessments. The COBP has adopted the following hierarchical set of MoMs:

- Measures of Policy Effectiveness (MoPE) that focus on policy or societal outcomes;
- Measures of Force Effectiveness (MoFE) that focus on how a force performs its mission or the degree to which it meets its objectives;
- Measures of C2 Effectiveness (MoCE) that focus on the impact of C2 systems within the operational context;
- Measures of Performance (MoP) that focus on internal system structure, characteristics and behaviour; and
- Dimensional Parameters (DP) that focus on the properties or characteristics inherent in the C2 system.

A good C2 assessment will establish relationships among the measures used in the assessment. Establishing these relationships between types of measures, however, is among the most challenging parts of any assessment. It is important to recognise that even approximate relationships among the right MoMs are far preferable to “precise” relationships between MoMs that do not adequately reflect the key issues at hand. Criteria have been developed that help to ensure that the measures that are selected are both valid and reliable. For a measure to be considered valid, it must be mission oriented, realistic, appropriate, inclusive, discriminatory, meaningful, simple, relevant, and generalisable. For a measure to be considered reliable, it must be discriminatory, measurable/observable, quantitative, objective, sensitive, and consistent. A proposed measure may be reliable but not valid, or it may be valid but not reliable. The decisionmaker should insist that, to the extent possible, the measures to be used are valid, reliable, and, if calculated, will provide desired information. The risk assessment should characterise the degree to which the MoMs may not be valid and reliable and describe the mitigating actions taken.

Ensure MoMs are valid, measured reliably, credible and complete

4.6 CONSIDERING HUMAN AND ORGANISATIONAL FACTORS

The human dimension largely distinguishes C2 assessment from other military operations assessment. C2 assessment must deal with distributed teams including military, interagency, coalition and other non-state actors operating under stress and their varying decisionmaking behaviours. In operations other than war, particular attention must be paid to behaviour of and interaction with non-military organisations, political groups, and amorphous groups such as crowds and refugees.

Thus, the formulation of the problem and the development of solution strategies cannot be completed without explicit consideration of both human and organisational issues.

Human performance affects behaviour and vice versa. Human performance depends on psycho-physiological, and cognitive variables such as stress, fatigue, sleep deprivation, hunger, alertness, personality, and predisposition, as well as on ergonomic and external factors. Individual and group behaviours are also the result of social interaction impacted by fear, morale, value systems, culture, education, and religious backgrounds of individuals. When human performance and/or behaviour is at issue, parameters and/or models will need to reflect those issues. Particularly critical is how human

decisionmaking is addressed in the assessment, and/or in models used in the assessment. The human factors mentioned above, as well as the command style, risk style, and other command attributes that impact human decisionmaking, must be accounted for in the modelling and assessment. The decisionmaker can be invaluable in this regard if he/she is also the subject of assessment by making sure the assessment team understands their approach to decisionmaking.

There is a strong direct link between human and organisational issues. Properly done, organisational design reflects the interaction of tasks to be done, the people available to perform them, and the systems or tools that support them. Because of the need for co-evolution organisational design is often a key independent variable. Organisations, then, depend on the capabilities, training, and experience of the people in the C2 system. Organisational factors must be addressed as part of most C2 analyses. Organisational factors include structural (e.g. number of echelons, span of control), functional (e.g. distribution of functions, information, and authority), and capacity (e.g. personnel, communications) factors. The large number of organisational variables that may be relevant to C2 assessment must be approached carefully and systematically. When possible, organisation theory expertise should be brought into the team. The assessment team will be challenged to identify factors that are particularly relevant to their C2 assessment, and to identify and employ appropriate tools.

Explicit consideration of human/organisation performance Inclusion of appropriate expertise on the team
--

4.7 IMPROVING SCENARIOS

The selection of a proper set of scenarios is critical to the assessment. Scenarios consist of four elements – a context (e.g. a characterisation of a geopolitical situation), the participants (e.g. intentions, capabilities of friendly, hostile, neutral), the environment (e.g. natural – weather and man made – mines), and the evolution of events in time. Scenarios can be approved or unapproved. Some are operational scenarios, meaning they contain additional details and may exist in a model. Sometimes smaller scenarios, called vignettes are developed for analytic use.

In C2 assessments, the purpose of scenarios is to ensure that the assessment is informed by decisionmaker planning assumptions and the appropriate range of opportunities to observe the relevant variables and their interrelationships. Although the ideal would be for the assessment to be scenario independent, rarely does this happen due to the breadth and complexity of C2. Therefore, scenarios must be considered throughout the assessment process, especially during problem formulation. In essence, the role of scenarios is to define a set of conditions and restrictions to enable credible assessment as well as to create a structure within which the results of the assessment can be understood and interpreted.

Scenarios must be designed or selected to address C2 under a broad range of circumstances. C2 assessments need to use multiple scenarios, no single scenario is sufficient.

For C2 assessment, scenarios should reflect the C2 organisation, processes, and systems relevant to the assessment. In selecting scenarios for C2 assessment, the analyst should ensure that the scenarios reflect the factors that have significant impact on C2, stress C2 issues, are credible to the military, are credible in terms of civil-military objectives, and will facilitate the study design process. Note that this implies a broader selection of scenarios than is normally contained within current sets of “approved” scenarios. Due to their critical importance to the study, the decisionmaker must pay particular attention to the design and selection of scenarios.

Ensure:
Multiple scenarios
The set of scenarios cover the range of relevant situations

4.8 UNDERSTANDING THE METHODS AND TOOLS

There is a broad range of methods and tools available to be applied to C2 assessment. The methods and tools fall into one or more of four categories – data collection/generation tools (e.g. simulations, exercises, experiments, expert elicitation, real world operations), data organisation tools (e.g. causal mapping, multi-criteria decision analysis, neural nets), “solving” tools (e.g. mathematical analysis, linear programming, goal programming), and support tools (e.g. data analysis, databases, checklists, spreadsheets). Although the focus of recent past research has been on the development of computer simulations, virtually any of the analytic tools in the analyst’s inventory could potentially be applied to C2 assessment.

The development or selection of tools for C2 assessment should be based on evaluation of candidates against functionality-based and performance-based selection criteria. Functionality-based selection include resolution/detail, completeness/scope, the functionality coverage provided, the explicitness of entity representation, the ability to generate appropriate MoMs, and whether the tool has been verified, validated, and accredited (VV&A) for the intended use. Performance-based selection criteria include responsiveness, simplicity, time to prepare/use, data availability, interoperability with other tools, resources required, and credibility with customers and users. Decisionmakers should refer issues regarding the selection of methods and tools to peer review.

Although the assessment team will employ any tool that assists in addressing study issues, credible computer simulations are what most analysts seek. The development of C2 simulations, especially those that link C2 to force effectiveness, has been the subject of much research recently. Decisionmakers should be aware that, although significant progress has been made, many challenges still exist in the modelling of C2. Among these challenges are representation of human behaviour, linking/federating models, representing adversarial entities, dealing with uncertainty in model representations, conduct of sensitivity analysis with models, and the VV&A process.

The assessment team should seek approval from the decisionmaker for the models that will be employed as part of the assessment. Decisionmakers should ask how C2 is represented in proposed models and how model outputs will provide the data necessary to address the C2 issues under study.

Study needs should drive tool selection, not vice versa
Seek clear rationale for tool selection
Multiple tool are normally needed
Demand explicit linkage from methods and tools to study issues

4.9 COMPREHENDING THE DATA

The role and importance of data in C2 assessments is underestimated by many. The ability to determine what data are needed and the ability to collect these data in fact determine in large part the solution strategy (an example of the importance of thinking of the assessment process as iterative in nature). There may be many types of data required, to include scenario data, human performance data, and systems performance data. Decisionmakers and analysts prefer data to be sharp, certain, complete, and consistent, but recognise this will not always be the case. For C2 assessment, it is particularly difficult to meet these criteria.

Hence, not all C2 related data required/desired by the analysts will be readily available. Some of it will have to be aggregated or derived from other sources, or perhaps generated from original sources. C2 related data can be obtained from a variety of sources to include official sources (e.g. military databases), open sources (e.g. Internet), legacy studies, and subject matter experts. The assessment team must understand what data are needed and in what form, who owns the data if it already exists, and the costs involved in buying, collecting, or generating required data. These costs can be significant. The decisionmaker can help the assessment team by assisting in identifying available or potential data sources. Furthermore, the quality of the study results is influenced by the quality of data used as much as by the selection of respective methods and tools.

Articulate the assumptions related to collection
Understand data anomalies and adjustments made to data
Understand data sources
Look for data distributions, not just averages
Help the assessment team get the data they need

4.10 UNDERSTANDING RISKS AND UNCERTAINTIES

There are risks associated with the decision at hand and there are risks related to the assessment process. Failure to deal effectively with both of these types of risk will jeopardise study goals.

Risk is commonly defined as the possibility of suffering harm or loss, to include opportunity loss. Risk often has a negative connotation, yet “taking risks” can also be positive. Uncertainty can be defined as an inability to determine a variable value or system state or predict its future evolution. Uncertainty is inherent in risk. Risk and uncertainty are especially prevalent in C2 and in C2 assessment. C2 issues are inherently complex and have many interacting factors. Additionally, C2 assessment is effected by uncertainties in scenarios, data, and models.

Risk can be dealt with in C2 assessments by either reducing the uncertainty that underlies the risk, by embracing and accounting for residual uncertainties, or by communicating the risk involved and adopting a decision strategy that mitigates the risks. Uncertainty can be reduced in C2 assessment in a number of ways, to include conducting certification of data, conducting proper VV&A of models, and in conducting sensitivity analysis. The assessment team should make a serious effort to illuminate the risks and to conduct an explicit risk-based assessment (consideration of multiple potential solutions). With problems involving human decisionmaking the analyst must be aware of the diversity of courses of action that are possible as a scenario evolves. The analyst should also attempt not to unduly bound the problem during problem formulation to reduce risk. The decisionmaker can help the analyst with these efforts by helping to identify risks and uncertainties and by discussing his or her own approach to risk and uncertainty regarding the study issues and the decisions to be made based on the assessment.

Failure to adequately deal with risk jeopardises study goals
Sensitivity analyses should be provided and explained

Chapter 5 – REVIEWING THE PRODUCTS

Assessment products include the study plan, periodic status/progress reviews, and the final report. The decisionmaker has an important role in each. The study plan should be presented at the initial review and the decisionmaker should approve it. The study plan should serve as a shared understanding between the decisionmaker and among the study participants. However the iterative nature of good C2 assessments means the study plan should be flexible.

Periodic reviews should be chaired by the decisionmaker. The study plan should go through a peer review process prior to finalisation. In addition to these products, there are a number of other products that best practice demands be produced and maintained during the course of the study. These include a project journal, a study design and implementation plan, a data collection plan, a data analysis plan, and a risk register. All products should be archiveable and readily accessible by the community, within the constraints of security. It is recommended practice that a version is prepared at the lowest classification possible to allow for the widest distribution possible and reuse in the assessment community.

<p>The decisionmaker should be able to brief the study and explain its results Data should be saved in a form amenable to re-use Study products should be peer reviewed A plan should be developed for archiving and dissemination</p>
--

Annex A – DECISIONMAKER’S TEMPORAL QUESTION LIST

This annex contains key questions that a decisionmaker should ask the C2 assessment team. These questions are organised temporally according to the following phases of a study (prior to the study, at initial review, after first iteration, and at final report).

Prior to the Study:

- Do you understand what decisions(s) I have to make, when I have to make them, and the context within which the decision(s) will be made?
- Do you need any information or authorisation from me?
- Who will be on the study team?
 - Are there adequate skills, experience present in the team?
 - For OOTW studies, in particular, are there adequate social scientific skills in the team?
- Who are the key organisations/individuals with whom you plan to interact (e.g., stakeholders, data providers, review team)?
 - Have you coordinated the Terms of Reference with them?
 - How do you plan to interact with them?
 - Particularly for OOTW studies, how will you acquire the requisite knowledge of the culture/historical context?
 - How will you undertake problem formulation? e.g.,
 - What products will you review/mine?
 - What methods and tools are applicable?
- When will key events occur? (e.g., reviews, production of interim products)

At the Initial Review:

- What do you perceive the “real” issues to be?
- What assumptions do you plan to make to scope the effort?
- What do you plan to use for
 - High level MoMs?
 - Scenarios of interest?
- Have you identified any additional organisations/individuals with whom you plan to coordinate?
- How do you plan to attack the problem?
 - What methodology will you employ?
 - How will you treat the diverse aspects of a mission capability package (including concept of operations, organisation, doctrine, C2 approach, systems, personnel, and facilities, in other words everything needed to field a real capability)?
 - How do you plan to address organisation/human issues?
 - What specific methods and tools will you employ? Why do you think they are appropriate?
- What data will you employ? Where will you get them? Why do you think they are appropriate? How do you plan to make the data accessible to others? How do you plan to depict the results of the study?

At First Iteration:

- What specific MoMs were selected? What relationships were established among the MoMs?
- What range of scenarios were selected? Why?
- What plans do you have to illuminate uncertainty/sensitivity?
- What feedback did you receive from the independent review team? What steps did you take to respond to it?
- What do you plan to do on subsequent iterations?
 - Use additional tools?
 - Consider additional scenarios, assumptions?
 - Modify assessment boundaries?

At Final Report:

- What are the major findings, recommendations?
- What are the key points of uncertainty/sensitivity?
- What issues were not addressed that should be treated in subsequent assessments?
- What key lessons did you learn with respect to methods, tools, and data?
- What steps are you going to take to disseminate key insights, products to the broader community?
- Are there any voids/issues that warrant further research?

This page has been deliberately left blank

Page intentionnellement blanche

REPORT DOCUMENTATION PAGE																			
1. Recipient's Reference	2. Originator's References	3. Further Reference	4. Security Classification of Document																
	RTO-TR-081 AC/323(SAS-026)TP/40	ISBN 92-837-1116-5	UNCLASSIFIED/ UNLIMITED																
5. Originator	Research and Technology Organisation North Atlantic Treaty Organisation BP 25, F-92201 Neuilly-sur-Seine Cedex, France																		
6. Title	NATO Code of Best Practice for Command and Control Assessment																		
7. Presented at/Sponsored by	The RTO Studies, Analysis and Simulation Panel (SAS).																		
8. Author(s)/Editor(s)	Multiple	9. Date	January 2004																
10. Author's/Editor's Address	Multiple	11. Pages	222																
12. Distribution Statement	There are no restrictions on the distribution of this document. Information about the availability of this and other RTO unclassified publications is given on the back cover.																		
13. Keywords/Descriptors	<table style="width: 100%; border: none;"> <tr> <td style="width: 50%;">Best practices</td> <td style="width: 50%;">Problem solving</td> </tr> <tr> <td>COBP (Code of Best Practice)</td> <td>Requirements</td> </tr> <tr> <td>Command and control</td> <td>Risk</td> </tr> <tr> <td>Decision making</td> <td>Scenarios</td> </tr> <tr> <td>Decision makers</td> <td>Simulation</td> </tr> <tr> <td>Measures of merit</td> <td>Solution strategies</td> </tr> <tr> <td>Operations research</td> <td>Stakeholders</td> </tr> <tr> <td>Problem formulation</td> <td>Uncertainty</td> </tr> </table>			Best practices	Problem solving	COBP (Code of Best Practice)	Requirements	Command and control	Risk	Decision making	Scenarios	Decision makers	Simulation	Measures of merit	Solution strategies	Operations research	Stakeholders	Problem formulation	Uncertainty
Best practices	Problem solving																		
COBP (Code of Best Practice)	Requirements																		
Command and control	Risk																		
Decision making	Scenarios																		
Decision makers	Simulation																		
Measures of merit	Solution strategies																		
Operations research	Stakeholders																		
Problem formulation	Uncertainty																		
14. Abstract	<p>This COBP offers broad guidance on the assessment of C2 for the purposes of supporting a wide variety of decision makers and the conduct of C2 research. This new version of the COBP for C2 assessment was developed by SAS-026 building upon the initial version of the COBP produced by SAS-002. This new COBP is a synthesis of decades of expertise from various countries and hundreds of analyses. The COBP was developed using a set of case studies to test out the varied advice and guidance received, and incorporates feedback from users of the initial version. SAS-039 provided a peer review of the final draft product.</p>																		

This page has been deliberately left blank

Page intentionnellement blanche



BP 25
F-92201 NEUILLY-SUR-SEINE CEDEX • FRANCE
Télécopie 0(1)55.61.22.99 • E-mail mailbox@rta.nato.int



DIFFUSION DES PUBLICATIONS
RTO NON CLASSIFIEES

Les publications de l'AGARD et de la RTO peuvent parfois être obtenues auprès des centres nationaux de distribution indiqués ci-dessous. Si vous souhaitez recevoir toutes les publications de la RTO, ou simplement celles qui concernent certains Panels, vous pouvez demander d'être inclus soit à titre personnel, soit au nom de votre organisation, sur la liste d'envoi.

Les publications de la RTO et de l'AGARD sont également en vente auprès des agences de vente indiquées ci-dessous.

Les demandes de documents RTO ou AGARD doivent comporter la dénomination « RTO » ou « AGARD » selon le cas, suivi du numéro de série. Des informations analogues, telles que le titre est la date de publication sont souhaitables.

Si vous souhaitez recevoir une notification électronique de la disponibilité des rapports de la RTO au fur et à mesure de leur publication, vous pouvez consulter notre site Web (www.rta.nato.int) et vous abonner à ce service.

CENTRES DE DIFFUSION NATIONAUX

ALLEMAGNE

Streitkräfteamt / Abteilung III
Fachinformationszentrum der
Bundeswehr (FIZBw)
Friedrich-Ebert-Allee 34, D-53113 Bonn

BELGIQUE

Etat-Major de la Défense
Département d'Etat-Major Stratégie
ACOS-STRAT – Coord. RTO
Quartier Reine Elisabeth
Rue d'Evère, B-1140 Bruxelles

CANADA

DSIGRD2
Bibliothécaire des ressources du savoir
R et D pour la défense Canada
Ministère de la Défense nationale
305, rue Rideau, 9^e étage
Ottawa, Ontario K1A 0K2

DANEMARK

Danish Defence Research Establishment
Ryvangs Allé 1, P.O. Box 2715
DK-2100 Copenhagen Ø

ESPAGNE

SDG TECEN / DGAM
C/ Arturo Soria 289
Madrid 28033

ETATS-UNIS

NASA Center for AeroSpace
Information (CASI)
Parkway Center, 7121 Standard Drive
Hanover, MD 21076-1320

FRANCE

O.N.E.R.A. (ISP)
29, Avenue de la Division Leclerc
BP 72, 92322 Châtillon Cedex

GRECE (Correspondant)

Defence Industry & Research
General Directorate, Research Directorate
Fakinos Base Camp, S.T.G. 1020
Holargos, Athens

HONGRIE

Department for Scientific Analysis
Institute of Military Technology
Ministry of Defence
H-1525 Budapest P O Box 26

ISLANDE

Director of Aviation
c/o Flugrad
Reykjavik

ITALIE

Centro di Documentazione
Tecnico-Scientifica della Difesa
Via XX Settembre 123
00187 Roma

LUXEMBOURG

Voir Belgique

NORVEGE

Norwegian Defence Research Establishment
Attn: Biblioteket
P.O. Box 25, NO-2007 Kjeller

PAYS-BAS

Royal Netherlands Military
Academy Library
P.O. Box 90.002
4800 PA Breda

POLOGNE

Armament Policy Department
218 Niepodleglosci Av.
00-911 Warsaw

PORTUGAL

Estado Maior da Força Aérea
SDFA – Centro de Documentação
Alfragide
P-2720 Amadora

REPUBLIQUE TCHEQUE

DIC Czech Republic-NATO RTO
VTÚL a PVO Praha
Mladoboleslavská ul.
Praha 9, 197 06
Česká republika

ROYAUME-UNI

Dstl Knowledge Services
Information Centre, Building 247
Dstl Porton Down
Salisbury
Wiltshire SP4 0JQ

TURQUIE

Milli Savunma Bakanlığı (MSB)
ARGE ve Teknoloji Dairesi Başkanlığı
06650 Bakanlıklar – Ankara

AGENCES DE VENTE

NASA Center for AeroSpace Information (CASI)

Parkway Center, 7121 Standard Drive
Hanover, MD 21076-1320
ETATS-UNIS

The British Library Document Supply Centre

Boston Spa, Wetherby
West Yorkshire LS23 7BQ
ROYAUME-UNI

Canada Institute for Scientific and Technical Information (CISTI)

National Research Council
Acquisitions, Montreal Road, Building M-55
Ottawa K1A 0S2, CANADA

Les demandes de documents RTO ou AGARD doivent comporter la dénomination « RTO » ou « AGARD » selon le cas, suivie du numéro de série (par exemple AGARD-AG-315). Des informations analogues, telles que le titre et la date de publication sont souhaitables. Des références bibliographiques complètes ainsi que des résumés des publications RTO et AGARD figurent dans les journaux suivants :

Scientific and Technical Aerospace Reports (STAR)

STAR peut être consulté en ligne au localisateur de ressources uniformes (URL) suivant:

<http://www.sti.nasa.gov/Pubs/star/Star.html>

STAR est édité par CASI dans le cadre du programme NASA d'information scientifique et technique (STI)
STI Program Office, MS 157A
NASA Langley Research Center
Hampton, Virginia 23681-0001
ETATS-UNIS

Government Reports Announcements & Index (GRA&I)

publié par le National Technical Information Service
Springfield

Virginia 2216

ETATS-UNIS

(accessible également en mode interactif dans la base de données bibliographiques en ligne du NTIS, et sur CD-ROM)



BP 25
F-92201 NEUILLY-SUR-SEINE CEDEX • FRANCE
Télécopie 0(1)55.61.22.99 • E-mail mailbox@rta.nato.int



DISTRIBUTION OF UNCLASSIFIED RTO PUBLICATIONS

AGARD & RTO publications are sometimes available from the National Distribution Centres listed below. If you wish to receive all RTO reports, or just those relating to one or more specific RTO Panels, they may be willing to include you (or your Organisation) in their distribution.

RTO and AGARD reports may also be purchased from the Sales Agencies listed below.

Requests for RTO or AGARD documents should include the word 'RTO' or 'AGARD', as appropriate, followed by the serial number. Collateral information such as title and publication date is desirable.

If you wish to receive electronic notification of RTO reports as they are published, please visit our website (www.rta.nato.int) from where you can register for this service.

NATIONAL DISTRIBUTION CENTRES

BELGIUM

Etat-Major de la Défense
Département d'Etat-Major Stratégie
ACOS-STRAT – Coord. RTO
Quartier Reine Elisabeth
Rue d'Evère
B-1140 Bruxelles

CANADA

DRDKIM2
Knowledge Resources Librarian
Defence R&D Canada
Department of National Defence
305 Rideau Street
9th Floor
Ottawa, Ontario K1A 0K2

CZECH REPUBLIC

DIC Czech Republic-NATO RTO
VTÚL a PVO Praha
Mladoboleslavská ul.
Praha 9, 197 06
Česká republika

DENMARK

Danish Defence Research
Establishment
Ryvangs Allé 1
P.O. Box 2715
DK-2100 Copenhagen Ø

FRANCE

O.N.E.R.A. (ISP)
29, Avenue de la Division Leclerc
BP 72
92322 Châtillon Cedex

GERMANY

Streitkräfteamt / Abteilung III
Fachinformationszentrum der
Bundeswehr (FIZBw)
Friedrich-Ebert-Allee 34
D-53113 Bonn

GREECE (Point of Contact)

Defence Industry & Research
General Directorate, Research Directorate
Fakinos Base Camp, S.T.G. 1020
Holargos, Athens

HUNGARY

Department for Scientific Analysis
Institute of Military Technology
Ministry of Defence
H-1525 Budapest P O Box 26

ICELAND

Director of Aviation
c/o Flugrad, Reykjavik

ITALY

Centro di Documentazione
Tecnico-Scientifica della Difesa
Via XX Settembre 123
00187 Roma

LUXEMBOURG

See Belgium

NETHERLANDS

Royal Netherlands Military
Academy Library
P.O. Box 90.002
4800 PA Breda

NORWAY

Norwegian Defence Research
Establishment
Attn: Biblioteket
P.O. Box 25, NO-2007 Kjeller

POLAND

Armament Policy Department
218 Niepodleglosci Av.
00-911 Warsaw

PORTUGAL

Estado Maior da Força Aérea
SDFA – Centro de Documentação
Alfragide, P-2720 Amadora

SPAIN

SDG TECEN / DGAM
C/ Arturo Soria 289
Madrid 28033

TURKEY

Milli Savunma Bakanlığı (MSB)
ARGE ve Teknoloji Dairesi Başkanlığı
06650 Bakanliklar – Ankara

UNITED KINGDOM

Dstl Knowledge Services
Information Centre, Building 247
Dstl Porton Down
Salisbury, Wiltshire SP4 0JQ

UNITED STATES

NASA Center for AeroSpace
Information (CASI)
Parkway Center, 7121 Standard Drive
Hanover, MD 21076-1320

SALES AGENCIES

NASA Center for AeroSpace Information (CASI)

Parkway Center
7121 Standard Drive
Hanover, MD 21076-1320
UNITED STATES

The British Library Document Supply Centre

Boston Spa, Wetherby
West Yorkshire LS23 7BQ
UNITED KINGDOM

Canada Institute for Scientific and Technical Information (CISTI)

National Research Council
Acquisitions
Montreal Road, Building M-55
Ottawa K1A 0S2, CANADA

Requests for RTO or AGARD documents should include the word 'RTO' or 'AGARD', as appropriate, followed by the serial number (for example AGARD-AG-315). Collateral information such as title and publication date is desirable. Full bibliographical references and abstracts of RTO and AGARD publications are given in the following journals:

Scientific and Technical Aerospace Reports (STAR)

STAR is available on-line at the following uniform resource locator:

<http://www.sti.nasa.gov/Pubs/star/Star.html>

STAR is published by CASI for the NASA Scientific and Technical Information (STI) Program
STI Program Office, MS 157A
NASA Langley Research Center
Hampton, Virginia 23681-0001
UNITED STATES

Government Reports Announcements & Index (GRA&I)

published by the National Technical Information Service
Springfield
Virginia 2216
UNITED STATES
(also available online in the NTIS Bibliographic Database or on CD-ROM)